

**FINAL BUDGET HEARING AGENDA**  
**SEPTEMBER 15, 2021 6:00 PM**  
**Apopka City Hall Council Chambers**

**APOPKA FINAL BUDGET HEARING MEETING WILL BE LIVE-STREAMED ON YOUTUBE. TO WATCH, PLEASE VISIT:**  
<https://www.youtube.com/CityofApopkaFL>

**INVOCATION**  
**PLEDGE OF ALLEGIANCE**

**PUBLIC HEARINGS**


**SET FINAL MILLAGE & BUDGET FOR FISCAL YEAR 2021-2022**

1. Resolution No. 2021-45 - Setting the millage levy for the fiscal year 2021-2022 at 4.1876
2. Resolution No. 2021-46 - Adopting the annual budget for the fiscal year 2021-2022

**ADJOURNMENT**

Individuals with disabilities needing assistance to participate in any of these proceedings should contact the City Clerk at least two (2) working days in advance of the meeting date and time at (407) 703-1704. F.S. 286.0105 If a person decides to appeal any decision or recommendation made by Council with respect to any matter considered at this meeting, he will need record of the proceedings, and that for such purposes he may need to ensure that a verbatim record of the proceedings is made, which record includes the testimony and evidence upon which the appeal is to be based.

Any opening invocation that is offered before the official start of the Council meeting shall be the voluntary offering of a private person, to and for the benefit of the Council. The views or beliefs expressed by the invocation speaker have not been previously reviewed or approved by the City Council or the city staff, and the City is not allowed by law to endorse the religious or non-religious beliefs or views of such speaker. Persons in attendance at the City Council meeting are invited to stand during the opening ceremony. However, such invitation shall not be construed as a demand, order, or any other type of command. No person in attendance at the meeting shall be required to participate in any opening invocation that is offered or to participate in the Pledge of Allegiance. You may remain seated within the City Council Chambers or exit the City Council Chambers and return upon completion of the opening invocation and/or Pledge of Allegiance if you do not wish to participate in or witness the opening invocation and/or the recitation of the Pledge of Allegiance.



# CITY OF APOPKA CITY COUNCIL

CONSENT AGENDA  
 PUBLIC HEARING  
 SPECIAL REPORTS  
 OTHER: Resolution No. 2021-45

MEETING OF: September 15, 2021  
FROM: Admin/Finance  
EXHIBITS:

**SUBJECT: RESOLUTION NO. 2021-45 – SETTING THE MILLAGE LEVY FOR THE FISCAL YEAR 2021-2022 AT 4.1876 MILLS**

**Request: ADOPT RESOLUTION NO. 2021-45**

**SUMMARY:**

On September 8, 2021, the City Council adopted a tentative millage rate of 4.1876 for Fiscal Year (FY) 2021-2022, and on September 12, 2021, the proposed millage rate and budget were published in the Orlando Sentinel.

In accordance with the Truth in Millage (TRIM) statutory requirements, the City must adopt a millage rate prior to adopting the annual budget. The recommended millage rate is 4.1876 mills, which is a 2.57% increase over the rolled back rate of 4.0825.

A millage rate of 4.1876 generates approximately \$17,658,255 in property tax revenues for the upcoming fiscal year 2021-2022.

DULY ADVERTISED FOR PUBLIC HEARING: September 12, 2021 – Orlando Sentinel

**FUNDING SOURCE:**

N/A

**RECOMMENDATION ACTION:**

Adopt Resolution No. 2021-45

**DISTRIBUTION**

Mayor Nelson	Finance Director	Public Services Director
Commissioners	HR Director	Recreation Director
City Administrator	IT Director	City Clerk
Community Development Director	Police Chief	Fire Chief

**RESOLUTION NO. 2021-45**

**A RESOLUTION OF THE CITY COUNCIL OF THE CITY OF APOPKA, FLORIDA, SETTING THE MILLAGE LEVY FOR FISCAL YEAR 2021-2022.**

**WHEREAS**, the Property Appraiser has forwarded to the City, Form DR-420 upon which is shown the total value for all property within the City of Apopka, Florida, as determined by the Property Appraiser; and

**WHEREAS**, the current year gross taxable value of property within the City of Apopka is \$4,216,796,070, which includes \$194,323,744 for new construction, annexations, and deletions; and

**WHEREAS**, with the figures provided by the Property Appraiser, the rolled back millage rate has been computed at 4.0825, representing that amount which will provide the same revenue to the City as was received by the City for the 2020-2021 budget year; and

**WHEREAS**, the City Council has studied the revenue needs set for the fiscal year 2021-2022, and determined that the amount needed from ad valorem tax revenue is \$17,658,255, which can be provided with a millage rate of 4.1876, a 2.57% increase in millage over the rolled back rate of 4.0825.

**NOW, THEREFORE, BE IT RESOLVED** by the City Council of the City of Apopka, Florida, that the millage rate for the 2021-2022 fiscal year be set at 4.1876 (4.1876 per \$1,000 of assessed value) and that the Property Appraiser and the Florida Department of Revenue be notified of said millage rate for the purpose of extending and approving the tax roll.

**PASSED AND ADOPTED** this 15th day of September, 2021, by the City Council of the City of Apopka, Florida.

\_\_\_\_\_  
Bryan Nelson, Mayor  
City of Apopka, Florida

ATTEST:

\_\_\_\_\_  
Susan Bone, Deputy City Clerk

DULY ADVERTISED FOR PUBLIC HEARING:

September 12, 2021 – Orlando Sentinel



# CITY OF APOPKA CITY COUNCIL

- 
- CONSENT AGENDA  
 PUBLIC HEARING  
 SPECIAL REPORTS  
 OTHER: Resolution No. 2021-46

MEETING OF: September 15, 2021  
FROM: Admin/Finance  
EXHIBITS: FY22 Proposed Budget

---

**SUBJECT: RESOLUTION NO. 2021-46 – ADOPTING THE ANNUAL BUDGET FOR FISCAL YEAR 2021-2022**

**Request: ADOPT RESOLUTION NO. 2021-46**

---

**SUMMARY:**

On September 8, 2021, the City Council adopted a tentative budget for Fiscal Year (FY) 2021-2022, and on September 12, 2021, the proposed FY 2021-2022 annual budget summary was published in the Orlando Sentinel.

In accordance with the Truth in Millage (TRIM) statutory requirements, the City must adopt an annual budget prior to the beginning of each fiscal year. The total proposed budget for all funds is balanced at \$130,080,707. This represents an increase of \$24,118,730 or 22.8% from the FY 2020-2021 budget.

DULY ADVERTISED FOR PUBLIC HEARING: September 12, 2021 – Orlando Sentinel

---

**FUNDING SOURCE:**

N/A

---

**RECOMMENDATION ACTION:**

Adopt Resolution No. 2021-46

---

**DISTRIBUTION**

Mayor Nelson	Finance Director	Public Services Director
Commissioners	HR Director	Recreation Director
City Administrator	IT Director	City Clerk
Community Development Director	Police Chief	Fire Chief

**RESOLUTION NO. 2021-46**

**A RESOLUTION OF THE CITY COUNCIL OF THE CITY OF APOPKA, FLORIDA, ADOPTING THE ANNUAL BUDGET FOR THE GENERAL FUND, SPECIAL REVENUE FUNDS, AND ENTERPRISE FUNDS FOR FISCAL YEAR 2021-2022.**

**WHEREAS**, on October 1, 2021, the City of Apopka will start a new budget for fiscal year 2021-2022; and

**WHEREAS**, the City Council of the City of Apopka wishes to adopt a final budget for that fiscal year, and on September 8, 2021, at a legally called public hearing, the City Council did adopt a tentative 2021-2022 budget; and

**WHEREAS**, the City Council has set the tax millage rate of 4.1876, which is a 2.57% increase in millage from the rolled back rate of 4.0825; and

**WHEREAS**, the City Council made a study of the need for expenditures in each of the City Departments and determined that this will be \$130,080,707 for all funds and, in the same study, the City Council determined that the expected income will be a like amount.

**NOW, THEREFORE, BE IT RESOLVED** by the City Council of the City of Apopka that:

1. The Final Budget for fiscal year 2021-2022, attached as Exhibit “A”, is adopted by the Apopka City Council.
2. The Mayor is hereby authorized and directed to maintain and amend the budget so as to reflect the anticipated revenue and the appropriation of, and the expenditure of, all grant funds and casualty loss insurance reimbursements committed to, or received by the city subsequent to September 30, 2021 and prior to October 1, 2022, in accordance with direction of the City Council as to the appropriation and expenditure of such awards/reimbursements as and when received.

**PASSED AND ADOPTED** this 15th day of September, 2021, by the City Council of the City of Apopka, Florida.

\_\_\_\_\_  
Bryan Nelson, Mayor  
City of Apopka, Florida


ATTEST:

\_\_\_\_\_  
Susan Bone, Deputy City Clerk

DULY ADVERTISED FOR PUBLIC HEARING:


September 12, 2021 – Orlando Sentinel

# City of Apopka, Florida



## Proposed Budget Fiscal Year 2021-2022

All Funds



120 E. MAIN STREET · APOPKA, FLORIDA 32703-5346  
PHONE (407) 703-1700

September 15, 2021

To the Honorable Mayor and Members of the City Council,  
and Citizens of the City of Apopka, Florida:

The City Administrator and the Finance Department are pleased to present the proposed annual operating and capital budget for the City of Apopka, Florida for the fiscal year October 1, 2021 through September 30, 2022 (FY22). The proposed budget was prepared in accordance with generally accepted accounting principles and all applicable City, State, and Federal requirements. We believe this budget will meet the challenges before us and set the stage for Apopka's continued success.

The budget document is a financial plan, intended to articulate the goals and objectives set forth by the City Council. We are proud of the efforts made by staff to formulate a document that demonstrates the financial health of our City and that will serve as a meaningful and useful tool to monitor our financial progress.

### **Introduction**

The City of Apopka operates under the strong mayor-council form of government. Policy-making and legislative authority are vested in a city council consisting of a mayor and four city commissioners. The City Council is responsible for establishing policy, passing ordinances and resolutions, adopting the budget, appointing committees and other duties. The Mayor is responsible for carrying out the policies established by the City Council and overseeing the day-to-day operations of the City. The City Council is elected on a non-partisan basis, and members serve four-year staggered terms, with two commissioners elected every two years. The Mayor is elected to serve a four-year term.

The City of Apopka provides a full range of services, including police and fire protection; construction and maintenance of streets, sidewalks and other infrastructure; engineering; planning and community development; code enforcement; recreational programs and cultural events; as well as administration and support services. In addition, the City operates enterprise funds for water, wastewater, reclaimed water and sanitation services.

### **Budget Presentation**

The annual operating and capital budget is presented in three sections: Introductory, Budget Detail and Capital Improvement. The Introductory Section includes this budget message, a budget summary by fund and the budget calendar. The Budget Detail section includes a summary and corresponding line item detail for each fund. The Capital Improvement Program section includes the major capital improvements planned over the next five-year period.

## **Budget in Brief**

When we began the FY 2021 budget year in September of last year we felt that our budget was conservative and would handle all of the City's needs and a good portion of our wants. The recent delta variant SARS-CoV-2 changed our plans in the last quarter of FY 2021. We asked our valuable employees to step up and help us reduce expenses wherever possible and they did. Over the last several months the City has applied for multiple grant opportunities. A few of these grants include: 10 new police officer positions; police officer body cameras; 6 firefighter positions; a Fume-A-Vent system for 5 fire stations; and a fire safety educational trailer. Some of these grants require City matching funds. Although these grants have not been included in the FY 2022 budget, the financial health of the reserves can be appropriated once the grant awards are announced.

The proposed FY 2022 budget totals \$130,080,707 for all funds. This represents an increase of \$24,118,730 or 22.8% over the FY 2021 budget.

The proposed General Fund budget would increase by \$6,109,485 or 11.7% compared to last year's budget. Capital expenditures in this year's budget include the following: a fire engine, an ambulance, 21 police vehicles, recreation field lighting, building improvements, computer equipment and software. The Special Revenue Funds, which are monies restricted for specific purposes, increased \$10,234,762 or 88.3%. Some of the capital expenditures in the FY22 special revenue budgets include: Transportation Improvements (\$7M), Fire Improvements (\$2M), Street Improvements (\$1.9M), Recreation Improvements (\$500K) and Stormwater Improvements (\$495K). Finally, the Enterprise Funds increased by \$7.8M or 18.5% and is attributed to several water and wastewater infrastructure improvements.

## **Budget Highlights**

Significant factors in the proposed budget include:

- A millage rate of 4.1876 per \$1,000 of assessed value; which represents a decrease in the millage rate from the previous year of .10 mills or \$400,596.
- The City's tax base increased over \$397M, which provided an additional \$1.1M in ad valorem tax revenue.
- The recent change to the utility service tax rate generates an additional \$1M in General Fund tax revenues.
- The General Fund budget is balanced using \$1,394,844 of the unassigned reserves. Due to the decline in FY 2020 revenues from the effects of the coronavirus pandemic, a major portion of these reserve funds have been budgeted in FY 2022.
- 16 new full-time positions have been added and 1 position was eliminated.
- Performance-based merit pay up to 6% included for all full-time employees.
- Camp Wewa has been included in the Parks and Recreation budget.
- Significant capital costs in the General Fund budget include: public safety vehicles (21 police vehicles-\$1M, a fire engine-\$649K and an ambulance-\$356K), parks and recreation equipment (\$865K), information technology improvements (\$417K), and capital facility improvements (\$273K).

- Street improvements, new traffic signals, street resurfacing, new sidewalks, sidewalk repairs, contract mowing, speed hump program, lighting improvements, street sweeping and stormwater improvements.
- Water, wastewater and reclaimed water infrastructure improvements.
- Health insurance costs increase of 6.4%.
- Property, liability and worker's compensation insurance increased 11%.

## **Budget Overview**

The following costs represent common costs shared among all funds:

**Personnel** - The proposed budget includes 16 new positions and one eliminated position: (2 communication technicians, a code enforcement officer, a records clerk, a multiple code inspector, a permit clerk, a sanitation equipment operator, an electrician, Camp Wewa manager, outdoor recreation specialist, 2 recreation leaders, 3 parks workers, a maintenance worker, and one eliminated accounting specialist). The FY 2022 budget does not reflect any cost of living adjustments. Employee pay increases will be performance-based. There is funding available for the employee recognition program. Keeping our valued employees competitive with salaries, benefits and technology is important. A salary survey included new pay bands which were implemented in FY 2020 allowing long-term employees the ability to receive performance-based increases.

**Pension Costs** - Pension costs represent a significant factor in the budget. The proposed budget includes City pension contributions to all three pension plans of \$6M. These costs are allocated to each department as a percentage of their respective covered payroll. The firefighter's contribution is 24.6%; the police plan is 29.8% and the general plan is 16.7% of covered payroll. Required contributions are determined annually by the actuarial valuation report for each plan.

**Insurance Costs** - Insurance costs remain a significant factor in the budget. The proposed budget includes an 11% or \$79K increase in general property, liability and worker's compensation insurance through the Florida Municipal Insurance Trust. This increase is due to additional property added and a change in premiums. The City's health insurance coverage for FY 2022 reflects an increase of approximately \$300K or 6.4% with Public Risk Management's Blue Cross and Blue Shield of Florida. This increase is reflected in the employee's dependent coverage for FY 2022. The City's budgeted FY 2022 costs for health insurance for all full-time employees and retirees with 25 years or more of service are approximately \$4.6M and \$297K, respectively. The City continues to look for ways to control health insurance costs by encouraging more utilization of the city provided employee health clinic. Finally, life insurance coverage will be renewed at the same rate as FY 2021.

**Debt Service** – General Fund debt service has decreased by \$679K for FY 2022. Since FY 2018 the outstanding General Fund debt has decreased by \$9M or 65% and the ongoing debt service by \$1.4M. The enterprise fund debt service mostly related to the new wastewater plant expansion is consistent with the previous year's budget at \$4.7M.

**Investments** - Overall investment earnings are projected to decrease slightly from FY 2021. This decrease is the result of the current market conditions. While liquidity and preservation of principle remain the primary focus of the City's investments, we continue to explore alternative means to increase the City's return on investments within the current investment policy.

## **Individual Fund Overview**

The City prepares budgets for governmental and enterprise funds. The following section provides a brief overview of each fund.

### **Governmental Funds**

**General Fund** - The proposed FY 2022 General Fund budget is balanced at \$58,527,584, an increase of 11.7% from the FY 2021 budget. Projected general fund revenue, irrespective of transfers in and reserves, increased \$5.1M over FY 2021. The majority of this increase is due to the increase in assessed property tax values, the change in the utility service tax rates, state sales tax revenues and recreation program activity fees related to the addition of Camp Wewa.

The general fund property tax revenues reflect an increase of approximately \$1.1M or 7.4% over the preceding year. The FY 2022 millage rate has been reduced .10 mills from 4.2876 to 4.1876, or \$400K. The FY 2022 proposed property tax millage rate of 4.1876, reflects a 2.57% increase over the rolled-back rate of 4.0825. The rolled-back rate represents the rate that would produce the same amount of property tax revenue as the prior year. Overall, the assessed value of all property located within the corporate limits of the City is estimated at \$4.21 billion by the end of tax year 2021. The City estimates that about one-half of the property tax value increase is attributable to the spike in new construction.

Intergovernmental revenues are budgeted to increase by \$769K or 7.2% over the FY 2021 budget. The increase in intergovernmental revenues is attributed to an increase in state revenue sharing and sales tax dollars as a result of the positive rebound in the economy from the FY 2021 coronavirus pandemic. These revenue estimates are provided by the State of Florida.

Charges for services are budgeted to increase by approximately \$1.2M or 30.9% over FY 2021. A significant portion of this increase is in recreation program activity fees as a result of the Camp Wewa acquisition in FY 2021. This revenue source also continues to see a positive trend in ambulance service fees due to the new billing company.

**Streets Improvement Fund** - The proposed FY 2022 streets improvement fund budget is balanced at \$5,672,674, an increase of 48.3% over the FY 2021 budget. The majority of this increase is the result of a \$1M transfer from the grant fund, which reflects funding from the 2021 American Rescue Act Plan. State statutes require a percentage of revenue sharing dollars be used for street improvements. This year, that amount is estimated to be \$604K, which represents an increase of \$45K or 8% over the prior year. Funding for street resurfacing, sidewalk repairs, contract mowing, speed humps program, and lighting improvements have been included for FY22. The City has discontinued the Department of Corrections inmate program through this fund. The street's improvement fund continues to pose a challenge in terms of keeping up with the shortfall in gas tax revenue projections. Street lighting costs are a major expenditure for this fund. In an effort to provide sustainability for this fund, the city has implemented a street lighting special assessment for all new future residential subdivisions.

**Transportation Impact Fee Fund** - The proposed FY 2022 transportation impact fee fund budget is balanced at \$7,513,300, an increase of 204.4% compared to the FY 2021 budget. The major projects for FY22 reflect the Harmon Road extension, new traffic lights at Vick and Lester Road, US441 and Errol Parkway, US441 and Bradshaw Road, Kelly Park Road and Jason Dwelley Parkway, and funding for new sidewalks.

**Recreation Impact Fee Fund** - The proposed FY 2022 recreation impact fee fund is balanced at \$502,000, an increase of 81.2% over the FY 2021 budget. The only project included in this fund for FY 2022 is the south road extension to Jason Dwelley Parkway at the Northwest Recreation Complex.

**Fire Impact Fee Fund** – The proposed FY 2022 fire impact fee fund is balanced at \$2,033,000, an increase of 697.3%. This is the result of an increase in matching State grant funding in the amount \$1M for the construction of Fire Station No. 6 on Harmon Road. The public safety space study needs assessment is in progress through this fund. No other projects are planned for this coming fiscal year.

**Police Impact Fee Fund** - The proposed FY 2022 police impact fee fund is balanced at \$255,000. The public safety space study needs assessment is in progress through this fund. No other projects are planned for this coming fiscal year and revenues will be maintained as restricted for future police uses.

**Law Enforcement Trust Fund – Federal** - The proposed FY 2022 law enforcement fund – federal is balanced at \$100,000. All expenditures for these funds require a budget amendment be brought before the City Council for approval.

**Law Enforcement Trust Fund – State** - The proposed FY 2022 law enforcement fund – state is balanced at \$100,000. All expenditures for these funds require a budget amendment be brought before the City Council for approval.

**Police Discretionary Fund** - The proposed FY 2022 police discretionary fund is balanced at \$100,000. The revenues in this fund are restricted for certain law enforcement purposes and additional funding will require a budget amendment be brought before the City Council for approval.

**Stormwater Fund** - The proposed FY 2022 stormwater fund is balanced at \$1,105,391, a decrease of 7.7% over the FY 2021 budget. The FY 2022 budget includes transferring two positions from the utility restoration division to the stormwater fund to provide for increased maintenance and compliance with the City's stormwater MS4 permit. While there is no change to the stormwater rates in FY 2022, the City Council approved a stormwater rate study to be completed during FY 2021 to address the critical infrastructure needs of the stormwater system. A workshop to address the rate study will be scheduled in early FY 2022. The majority of the funding addresses continued efforts for improved stormwater drainage and street sweeping.

**Grant Fund** - The proposed FY 2022 grant fund budget is balanced at \$1M. This budget includes a transfer of \$1M to the street's improvement fund for the City's streets assessment resurfacing program. These grant funds are part of the 2021 American Rescue Act Plan. Upon receipt of any awards and any grants carried forward, a budget amendment will be brought before the City Council for approval.

**Special Assessment Funds** - The proposed FY 2022 special assessment fund is balanced at \$174,983, which represents an increase of \$111K or 174% from the prior fiscal year. Special assessment funds for Martins Place retention pond and HOA streetlights were added for FY 2022. This fund provides for capital improvements and maintenance to specific subdivisions through non-ad valorem special assessments.

**Community Redevelopment Agency (CRA) Fund** - The proposed FY 2022 community redevelopment agency fund budget is balanced at \$3,266,270. It is allocated for improvements in the CRA downtown area. The expenditures planned for this fund will be committed under the direction of the CRA.

## Enterprise Funds

**Utility Operating Fund** - The proposed FY 2022 utility operating fund budget is balanced at \$26,328,960, an increase of 15.6% over the FY 2021 budget. FY 2020 was the final year of the

five-year annual rate increase. City Council approved a utility rate study to be completed during FY21. Due to the effects of the coronavirus pandemic, the rate study was extended to FY22.

The new large dollar expenditure items included in this year's utility operating fund relate to the following:

- Grossenbacher water plant well replacement and rehabilitation
- Water, reclaim water and wastewater line upgrades
- New pumps and generators
- Lift station replacements and rehabs

**Utility Impact Fee Fund** - The proposed FY 2022 utility impact fee fund budget is balanced at \$17,585,235, an increase of 34% over the FY 2021 budget. The significant increase is due to water, wastewater and reclaimed water improvements to the Kelly Park Interchange area and the new Golden Gem Road reclaimed water treatment plant. The dirt sales from the Golden Gem 300M gallon storage pond have aided in the funding of this project. The utility impact fee fund budget provides funding for infrastructure needs in water, wastewater, and reclaimed water projects outlined in the City's Capital Improvement Program. The debt payment of \$3.4M for the \$65M WWTP loan approved in FY 2017 is also included in this fund.

**Sanitation Fund** - The proposed FY 2022 sanitation fund budget is balanced at \$5,816,309, an increase of 1.5% compared to the FY 2021 budget. This increase reflects one additional sanitation equipment operator to keep pace with the growth of the City. Also included in this year's sanitation budget is the purchase of one side-load garbage truck. In accordance with City code, the FY 2022 budget includes an increase in sanitation rates of 3% for residential service and 3% for commercial service effective October 1, 2021.

**Airport Fund** – The City sold the airport during FY 2021.

### **Capital Improvement Program**

The City operates a Capital Improvement Program (CIP) to ensure adequate public facilities are in place as the City continues to grow. The overall CIP, with its five-year timeframe, includes approximately both capital and infrastructure needs. Some of the major infrastructure projects include: Fire Station No. 6; construction of the Golden Gem Reclaimed Water Plant; water, wastewater and reclaimed water improvements to the Kelly Park Interchange area; new proposed lift stations throughout the City; various other water line expansions; Harmon Road extension; new traffic signals and drainage upgrades.

### **Conclusion**

Last fiscal year we invested time and resources into expanding our economic development efforts, planning for the future and keeping our community safe. This year we should continue to focus on economic development, sustainability and community safety as these proactive measures will position us for future success.

During FY 2021, we faced unprecedented times with the coronavirus pandemic. Balancing our valuable employees' needs and keeping in mind the financial impact that our residents are facing, the Fiscal Year 2021-2022 budget is balanced using a combination of reserves and a minor decrease in the property tax rate. We believe this budget represents a sound financial and operating plan that addresses Apopka's priorities while continuing to provide an outstanding level of service our residents have come to expect. In order to maintain our high quality of life, Apopka is focused on making public safety a priority as well as investing in critical infrastructure needs. We look forward to working with the City Council and the public to build a strong financial

base and continue to make Apopka one of the finest communities in which to live, work and play.

**Acknowledgements**

The preparation of this budget on a timely basis could not have been accomplished without the efficient and dedicated services of the Finance Department. We would like to express our appreciation to all members of the Department who assisted and contributed to its preparation. Also, appreciation is expressed to all employees throughout the City, particularly those employees who were instrumental in the successful completion of this annual operating and capital budget.

We would like to especially thank the Mayor and Commissioners for their interest and support in planning and conducting the financial operations of the City in a responsible and prudent manner.

Respectfully submitted,

Edward D. Bass II, CPA, CGFO  
City Administrator

Gladymir Ortega, MBA  
Finance Director

**CITY OF APOPKA  
BUDGET CALENDAR  
Fiscal Year 2022**

**BUDGET CALENDAR**

**THIS CALENDAR IS SUBJECT TO CHANGE AT ANY TIME**

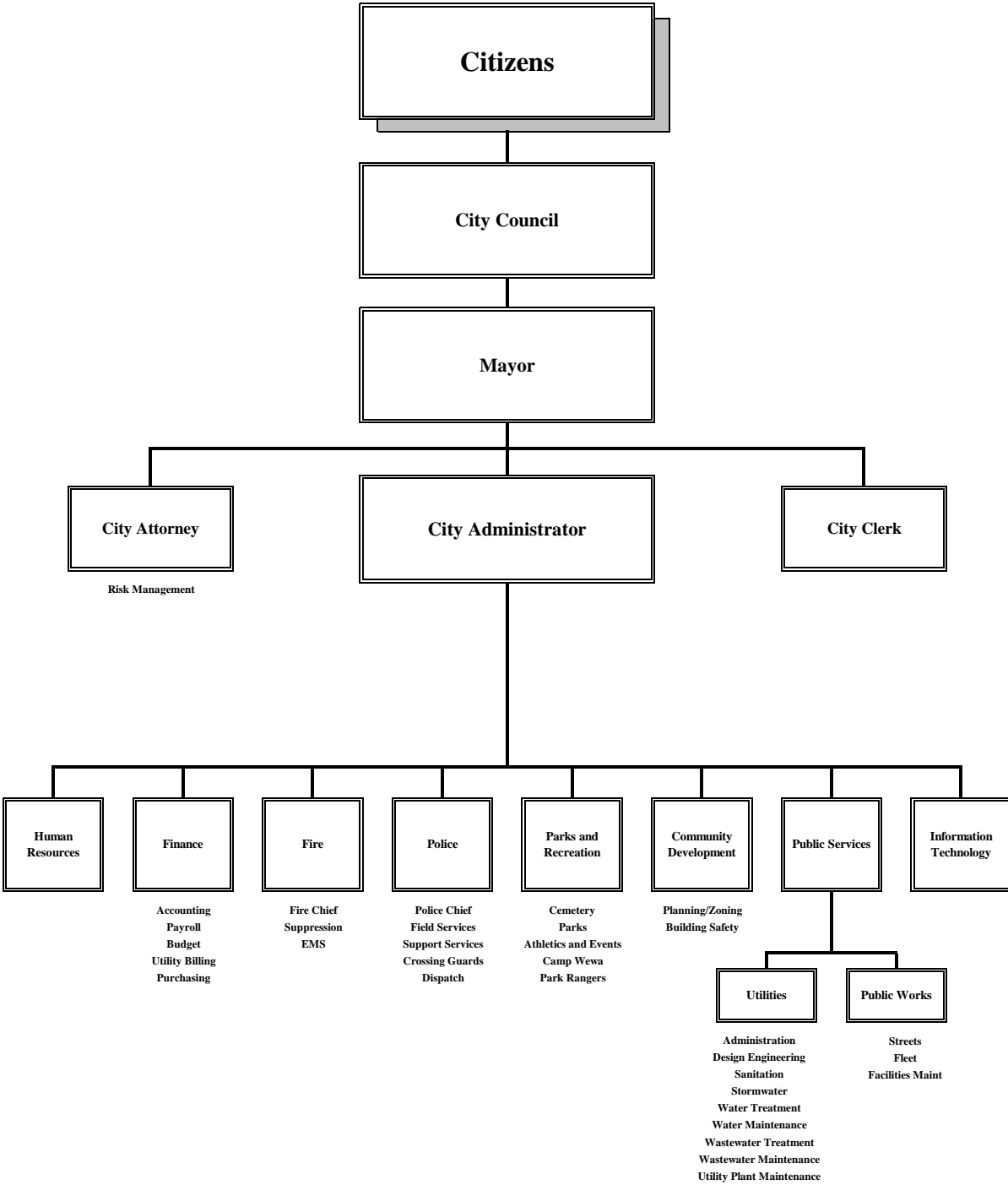
DATE	TIME	RESPONSIBLE PARTY	REQUIRED ACTIVITY	REQUIREMENT REFERENCE
3/25/2021	5:30 PM	Mayor	FY 2022 Pre-Budget Planning Meeting	
4/14/2021		Finance Director	Distribute budget worksheets to departments for developing preliminary FY 2022 budget.	
5/7/2021		Department Directors	Preliminary budget entered into budget spreadsheet from all departments.	
05/10-31/2021		Mayor & City Administrator	Discussions with each department concerning their requests.	
6/1/2021		Property Appraiser	Estimated taxable values are submitted to the City.	Florida Statutes
6/7-11/2021		Finance Director	Revenue adjustments	
7/1/2021		Property Appraiser	Certified taxable values (DR420) are submitted to the City.	Florida Statutes
7/9/2021		Mayor & City Administrator	Proposed budget is submitted to the City Council	City Charter
7/19-21/2021	5:00PM	All Departments	Budget workshops with City Council (All Fund Types).	
7/21/2021	7:00 PM	City Council	Proposed millage rate is set, and public hearing dates are determined.	
7/30/2021		Finance Director	DR-420 is submitted to the Property Appraiser.	Florida Statutes
8/11/2021	5:00 PM	City Council	Budget workshop #2 workshop with City Council. (if necessary)	
8/18/2021	6:00 PM	CRA Budget Meeting	CRA Meeting having Budget Approval	Jim Hitt
9/8/2021	5:15 PM	City Council	First reading and first public hearing on tentative budget.	Florida Statutes
9/9/2021	12:00 PM	Finance Director	Submit Advertisement	Florida Statutes
9/12/2021		Finance Director	Newspaper Advertisement Runs	Florida Statutes
9/15/2021	6:00 PM	City Council	Second reading second public hearing; Adoption of budget for FY 2022.	Florida Statutes
10/1/2021		Finance Director	Copies of adopted budget are distributed to City staff and posted on Website	

**AMENDMENTS AFTER ADOPTION:**

*In accordance with the State Statutes, Section 166.241, the City Council may amend a budget any time within a fiscal year or within 60 days following the end of the year. The Mayor is authorized to transfer budgeted amounts between departments within any fund; however, any revisions that alter the total revenues, reserves, or expenditures of any fund must be approved by a majority vote on the City Council.*

*All appropriations, to the extent they are not expended or encumbered, lapse at the end of the fiscal year.*

**CITY OF AOPKA  
ORGANIZATIONAL CHART**



## CITY OF APOPKA MILLAGE & ROLLBACK CALCULATIONS

	<u>Tax Base</u>	<u>Millage</u>	<u>Taxes Generated</u>	<u>Amount Budgeted</u>
<b>FY21</b>	3,819,008,652	4.2876	16,374,381	15,555,662
<b>FY22</b>	4,216,796,070	4.1876	17,658,255	16,775,342
<b>Difference In Dollars</b>	\$ 397,787,418		\$ 1,283,874	\$ 1,219,680
<b>Difference as Percentage</b>	10.4%		7.8%	7.8%

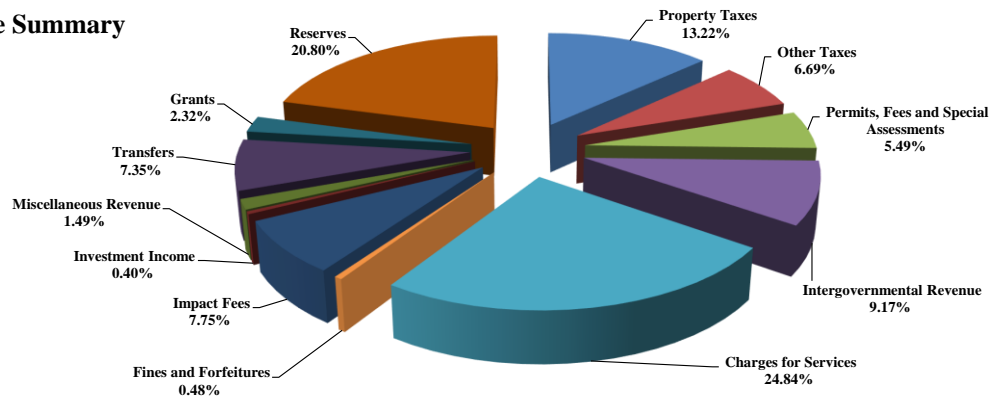
<b>FY22 Options:</b>	<u>Additional/Less Revenue</u>					
Rollback Rate	\$ 4,216,796,070	4.0825	\$ 17,215,070	\$ 16,354,316	\$ 798,654	
Maintain Current Rate	"	4.2876	\$ 18,079,935	\$ 17,175,938	\$ 1,620,276	
Less .10 Mill	"	4.1876	\$ 17,658,255	\$ 16,775,342	\$ (400,596)	
Add .125 Mill	"	4.4126	\$ 18,607,034	\$ 17,676,683	\$ 500,745	
Add .2500 Mill	"	4.5376	\$ 19,134,134	\$ 18,177,427	\$ 1,001,489	
Add .5000 Mill	"	4.7876	\$ 20,188,333	\$ 19,178,916	\$ 2,002,978	
Add .7500 Mill	"	5.0376	\$ 21,242,532	\$ 20,180,405	\$ 3,004,467	
Add 1.0000 Mill	"	5.2876	\$ 22,296,731	\$ 21,181,894	\$ 4,005,956	

**CITY OF AOPKA  
CITYWIDE REVENUE SUMMARY**

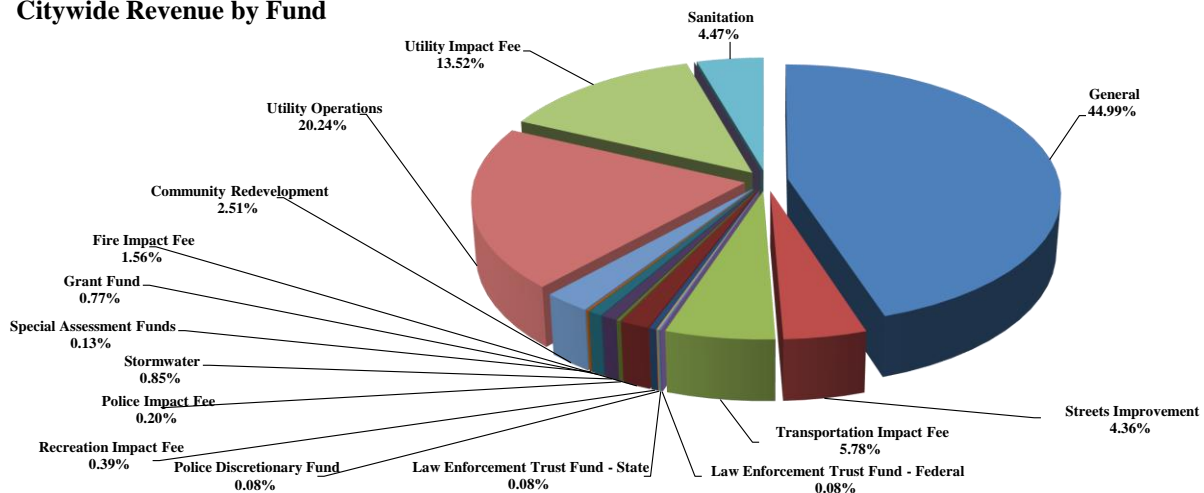
CITYWIDE SUMMARY BY REVENUE DESCRIPTION	FY 2020 ACTUAL	FY 2021 BUDGET	FY 2022 BUDGET	% Change From FY 2021
Property Taxes	\$14,081,834	\$15,907,808	\$17,194,592	8.09%
Other Taxes	8,166,710	7,066,415	8,703,589	23.17%
Permits, Fees and Special Assessments	8,294,518	6,475,345	7,145,938	10.36%
Intergovernmental Revenue	10,225,670	11,043,055	11,933,160	8.06%
Charges for Services	28,882,130	29,697,288	32,314,915	8.81%
Fines and Forfeitures	399,217	620,300	625,300	0.81%
Impact Fees	11,996,103	7,623,135	10,083,371	32.27%
Investment Income	827,260	527,485	517,045	-1.98%
Miscellaneous Revenue	2,247,705	2,276,520	1,939,000	-14.83%
Transfers	7,530,656	8,291,703	9,559,120	15.29%
Grants	12,963,522	2,000,000	3,014,000	50.70%
Reserves	0	14,432,924	27,050,676	87.42%
<b>Total Revenues</b>	<b>\$105,615,325</b>	<b>\$105,961,977</b>	<b>\$130,080,707</b>	<b>22.76%</b>

CITYWIDE SUMMARY BY FUND	FY 2020 ACTUAL	FY 2021 BUDGET	FY 2022 BUDGET	% Change From FY 2021
General	\$49,433,424	\$52,418,102	\$58,527,584	11.66%
Streets Improvement	2,922,731	3,825,312	5,672,674	48.29%
Transportation Impact Fee	2,808,944	2,468,300	7,513,300	204.39%
Law Enforcement Trust Fund - Federal	19,922	100,000	100,000	0.00%
Law Enforcement Trust Fund - State	35,624	100,000	100,000	0.00%
Police Discretionary Fund	86,340	100,000	100,000	0.00%
Recreation Impact Fee	799,779	277,000	502,000	81.23%
Fire Impact Fee	733,946	255,000	2,033,000	697.25%
Police Impact Fee	763,636	255,000	255,000	0.00%
Stormwater	480,607	1,197,475	1,105,391	-7.69%
Grant Fund	1,004,790	107,500	1,000,000	830.23%
Special Assessment Funds	70,108	63,780	174,983	174.35%
Community Redevelopment	572,015	2,838,490	3,266,270	15.07%
Utility Operations	21,502,066	22,785,289	26,328,960	15.55%
Utility Impact Fee	19,029,137	13,127,700	17,585,235	33.96%
Airport	469,783	314,420	-	-100.00%
Sanitation	4,882,473	5,728,610	5,816,309	1.53%
<b>Total Revenues</b>	<b>\$105,615,325</b>	<b>\$105,961,977</b>	<b>\$130,080,707</b>	<b>22.76%</b>

**Citywide Revenue Summary**



**Citywide Revenue by Fund**

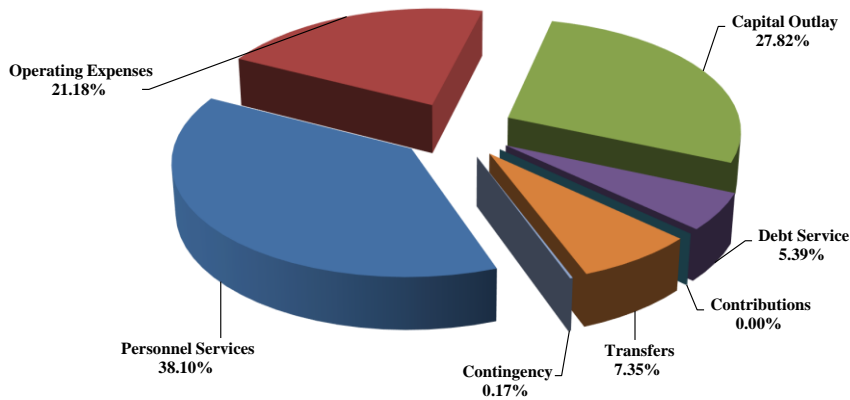


**CITY OF AOPKA  
CITYWIDE EXPENDITURE SUMMARY**

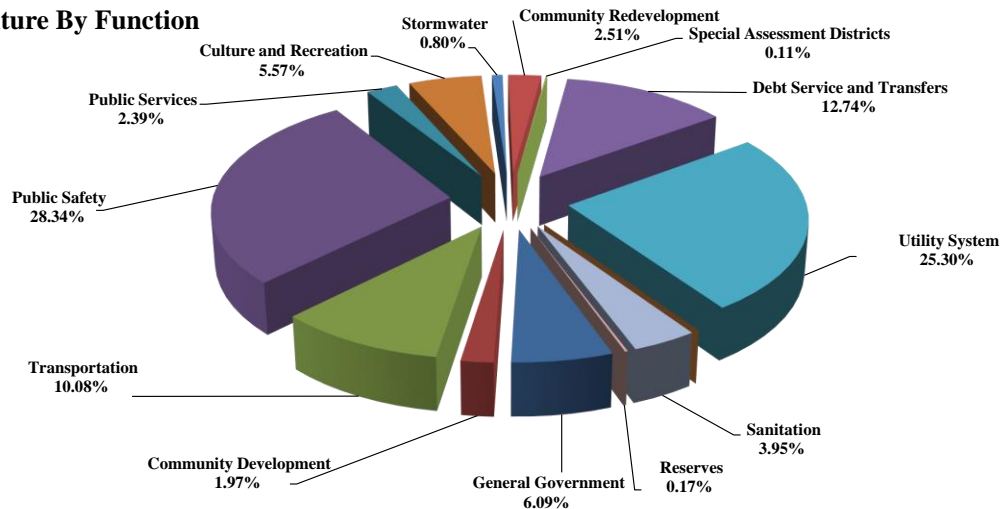
<b>CITYWIDE SUMMARY BY EXPENDITURE TYPE</b>	<b>FY 2020 ACTUAL</b>	<b>FY 2021 BUDGET</b>	<b>FY 2022 BUDGET</b>	<b>% Change From FY 2021</b>
Personnel Services	\$47,750,552	\$46,504,061	\$49,557,618	6.57%
Operating Expenses	24,529,878	24,093,271	27,545,439	14.53%
Capital Outlay	6,432,678	19,028,660	36,185,469	90.16%
Debt Service	5,208,041	7,684,282	7,013,061	-8.73%
Contributions	2,586,540	0	0	0.00%
Transfers	7,530,656	8,211,703	9,559,121	16.41%
Contingency	0	440,000	220,000	-50.00%
<b>Total Budget</b>	<b>\$94,038,345</b>	<b>\$105,961,977</b>	<b>\$130,080,707</b>	<b>22.76%</b>


<b>CITYWIDE SUMMARY BY FUNCTION</b>	<b>FY 2020 ACTUAL</b>	<b>FY 2021 BUDGET</b>	<b>FY 2022 BUDGET</b>	<b>% Change From FY 2021</b>
General Government	\$7,032,562	\$7,814,685	\$7,918,720	1.33%
Community Development	1,970,472	2,369,634	2,558,566	7.97%
Transportation	7,687,419	5,666,404	13,117,674	131.50%
Public Safety	29,289,454	31,388,126	36,859,124	17.43%
Public Services	1,720,165	2,235,282	3,105,959	38.95%
Culture and Recreation	4,791,687	5,414,674	7,239,166	33.70%
Stormwater	1,117,161	1,135,670	1,043,586	-8.11%
Community Redevelopment	499,692	2,730,990	3,266,270	19.60%
Special Assessment Districts	11,408	38,280	139,986	265.69%
Debt Service and Transfers	12,738,697	16,454,893	16,572,182	0.71%
Utility System	21,536,813	24,911,094	32,903,949	32.09%
Airport	413,803	314,420	0	-100.00%
Sanitation	5,229,012	5,047,825	5,135,525	1.74%
Reserves	0	440,000	220,000	-50.00%
<b>Total Budget</b>	<b>\$94,038,345</b>	<b>\$105,961,977</b>	<b>\$130,080,707</b>	<b>22.76%</b>

**Citywide Expenditure By Type**



**Citywide Expenditure By Function**





## **GENERAL FUND**

**CITY OF AOPKA**  
**GENERAL FUND BUDGET SUMMARY**  
**REVENUES**  
**BUDGET FISCAL YEAR 2021-22**

	ACTUAL TOTALS FY 2019-20	ADOPTED BUDGET FY 2020-21	PROPOSED BUDGET FY 2021-22	PERCENT CHANGE
<b>TAXES</b>				
CURRENT PROPERTY TAXES	\$ 13,508,469	\$ 15,622,408	\$ 16,775,342	7.38%
DELINQUENT PROPERTY TAXES	26,970	25,000	26,000	4.00%
UTILITY TAX - ELECTRIC	3,295,298	3,100,000	4,438,800	43.19%
UTILITY TAX - WATER	772,347	750,000	800,000	6.67%
UTILITY TAX - GAS	51,845	54,500	60,000	10.09%
UTILITY TAX - PROPANE	45,511	45,000	45,000	0.00%
LOCAL COMMUNICATIONS TAX	1,490,091	1,376,900	1,550,105	12.58%
LOCAL BUSINESS TAX	130,451	184,000	195,000	5.98%
FIREFIGHTER PENSION (non-budgeted)	660,863	-	-	-
POLICE OFFICERS PENSION (non-budgeted)	1,018,038	-	-	-
<b>TOTAL TAXES</b>	<b>20,999,883</b>	<b>21,157,808</b>	<b>23,890,247</b>	<b>12.91%</b>
<b>LICENSES AND PERMITS</b>				
BUILDING PERMITS	2,154,480	1,450,000	1,750,000	20.69%
ELECTRIC PERMIT FEES	156,867	115,000	130,000	13.04%
PLUMBING PERMIT FEES	46,045	40,000	42,000	5.00%
MECHANICAL PERMIT FEES	75,015	70,000	71,000	1.43%
PLAN (BUILDING) ANALYSIS FEES	1,350,332	925,000	1,000,000	8.11%
RE-INSPECTION FEES	18,900	41,300	20,000	-51.57%
TEMPORARY SIGN PERMITS	559	800	800	0.00%
MISCELLANEOUS PERMITS	2,879	42,500	5,000	-88.24%
FRANCHISE FEES - ELECTRIC	3,687,813	3,610,000	3,830,400	6.11%
FRANCHISE FEES - GAS	72,830	80,150	85,000	6.05%
OTHER PERMITS AND LICENSES	24,677	7,000	7,000	0.00%
ARBOR PERMIT	1,095	8,000	8,000	0.00%
BUSINESS TAX APPLICATION FEES	(2,125)	3,000	3,000	0.00%
ADMINISTRATIVE PROCESSING FEE - BLDG	48,060	19,000	19,000	0.00%
<b>TOTAL LICENSES AND PERMITS</b>	<b>7,637,427</b>	<b>6,411,750</b>	<b>6,971,200</b>	<b>8.73%</b>
<b>INTERGOVERNMENTAL</b>				
STATE REVENUE SHARING	2,526,691	2,533,580	2,739,476	8.13%
STATE MOBILE HOME LICENSES	25,988	27,000	27,000	0.00%
STATE ALCOHOL BEVERAGE LICENSES	16,080	33,250	33,250	0.00%
LOCAL GOVT HALF CENT SALES TAX	6,911,384	7,482,775	8,045,834	7.52%
STATE REBATE ON VEHICLE FUEL	24,593	40,000	40,000	0.00%
POLICE SCHOOL LIAISON PROGRAM	490,000	490,000	490,000	0.00%
JAG GRANTS	15,443	30,000	30,000	0.00%
POLICE TASK FORCE PROGRAM	52,854	60,850	60,850	0.00%
BUSINESS LICENSES - COUNTY	61,147	60,000	60,000	0.00%
<b>TOTAL INTERGOVERNMENTAL</b>	<b>10,124,180</b>	<b>10,757,455</b>	<b>11,526,410</b>	<b>7.15%</b>
<b>CHARGES FOR SERVICES</b>				
ZONING FEES	58,814	55,000	55,000	0.00%
RECORDS STORAGE FEES	42,672	40,000	40,000	0.00%
SALE OF MAPS AND PUBLICATIONS	-	50	50	0.00%
CERT. COPY RECORDS SEARCHES	12,493	14,300	14,300	0.00%
LIEN SEARCH FEES	69,440	70,000	70,000	0.00%
PROPERTY REGISTRATION FEES	36,300	96,000	96,000	0.00%
COMMISSIONS - SCHOOL IMPACT FEES	197,099	80,000	80,000	0.00%
COMMISSIONS - BUILDING SURCHARGES	10,843	8,000	8,000	0.00%
OTHER CHARGES AND FEES	11,510	16,000	16,000	0.00%
MAINTENANCE - CITY PROPERTY	45,403	45,000	45,000	0.00%
OTHER CHARGES AND FEES	4,362	28,000	28,000	0.00%
DISPATCH SERVICE FEES	424,960	440,833	449,650	2.00%
ORANGE COUNTY SERVICES	497,330	512,250	527,618	3.00%
AMBULANCE SERVICE FEES	1,345,369	1,650,000	1,683,000	2.00%
OTHER PUBLIC SAFETY CHARGES	3,350	10,000	10,000	0.00%

**CITY OF AOPKA**  
**GENERAL FUND BUDGET SUMMARY**  
**REVENUES**  
**BUDGET FISCAL YEAR 2021-22**

	ACTUAL TOTALS FY 2019-20	ADOPTED BUDGET FY 2020-21	PROPOSED BUDGET FY 2021-22	PERCENT CHANGE
OTHER PUBLIC SAFETY CHARGES - POLICE	676	-	-	-
FIRE DEPT - BIRTHDAY FEES, CAMP	850	20,000	20,000	0.00%
FIRE DEPT - CPR FEES	-	1,000	1,000	0.00%
911 FEES - ORANGE COUNTY DISTRIBUTION	43,629	95,000	95,000	0.00%
CEMETERY FEES	11,485	9,000	9,000	0.00%
ENGINEERING FEES	103,453	65,000	70,000	7.69%
RECREATION PROGRAM ACTIVITY FEES	267,370	550,000	1,750,000	218.18%
OTHER SPECIAL EVENTS - SPONSORSHIPS	700	50,000	30,000	-40.00%
AOPKA PROUD & OTHER EVENTS	634	170,000	170,000	0.00%
<b>TOTAL CHARGES FOR SERVICES</b>	<b>3,188,744</b>	<b>4,025,433</b>	<b>5,267,617</b>	<b>30.86%</b>
<b>FINES AND FORFEITURES</b>				
COURT FINES, CONFISCATED PROP & RESTITUTION	128,324	495,000	495,000	0.00%
PARKING FINES	3,160	2,000	2,000	0.00%
BUILDING VIOLATION FINES	1,710	8,300	8,300	0.00%
CITY CODE VIOLATION FINES	217,116	45,000	50,000	11.11%
TRAFFIC LIGHT FINES	14,453	-	-	-
<b>TOTAL FINES AND FORFEITURES</b>	<b>364,764</b>	<b>550,300</b>	<b>555,300</b>	<b>0.91%</b>
<b>MISCELLANEOUS REVENUE</b>				
INTEREST INCOME - GENERAL GOV. INVESTMENTS	192,332	150,000	120,000	-20.00%
INTEREST INCOME - COUNTY TAX COLLECTOR	32,314	45,000	45,000	0.00%
RENTAL OF CITY PROPERTY	175,267	190,000	190,000	0.00%
CAPITAL FACILITY FEES - IMPACT FEES	-	13,600	-	-100.00%
SALE OF CEMETERY LOTS	159,703	120,000	130,000	8.33%
SALE OF SURPLUS EQUIPMENT	5,140	5,000	5,000	0.00%
INSURANCE PROCEEDS	118,304	75,000	85,000	13.33%
DISPOSITION OF CAPITAL ASSETS	22,224	250,000	250,000	0.00%
SCRAP SALES	500	3,000	3,000	0.00%
CONTRIBUTIONS AND DONATIONS	173,006	150,000	150,000	0.00%
SETTLEMENTS & REBATES	184,574	114,000	114,000	0.00%
REIMBURSEMENTS FOR PRIOR YEARS	57,850	3,000	3,000	0.00%
MISCELLANEOUS REVENUE	133,887	300,000	146,000	-51.33%
<b>TOTAL MISCELLANEOUS REVENUE</b>	<b>1,255,099</b>	<b>1,418,600</b>	<b>1,241,000</b>	<b>-12.52%</b>
<b>NON-OPERATING REVENUE</b>				
FUNDING FROM RESERVES	-	926,914	1,394,844	50.48%
FUNDING FROM RESTRICTED RESERVES	-	-	500,000	0.00%
OTHER FINANCING SOURCES	-	-	-	-
TRANSFER FROM TREE BANK RESERVES	-	80,000	90,000	12.50%
TRANSFER FROM TRANSPORTATION IMPACT FEES	68,300	68,300	68,300	0.00%
TRANSFER FROM RECREATION IMPACT FEES	2,000	2,000	2,000	0.00%
TRANSFER FROM POLICE IMPACT FEES	5,000	5,000	5,000	0.00%
TRANSFER FROM FIRE IMPACT FEES	5,000	5,000	5,000	0.00%
TRANSFER FROM STORMWATER FUND	61,805	61,805	61,805	0.00%
TRANSFER FROM UTILITY OPERATING FUND	6,241,453	6,241,453	6,241,453	0.00%
TRANSFER FROM SANITATION FUND	680,784	680,784	680,784	0.00%
TRANSFER FROM SPECIAL ASSESSMENT FUND	25,500	25,500	26,624	4.41%
<b>TOTAL NON-OPERATING REVENUE</b>	<b>7,089,842</b>	<b>8,096,756</b>	<b>9,075,810</b>	<b>12.09%</b>
<b>TOTAL REVENUE</b>	<b>\$ 50,659,939</b>	<b>\$ 52,418,102</b>	<b>\$ 58,527,584</b>	<b>11.66%</b>

**CITY OF APOPKA**  
**GENERAL FUND BUDGET SUMMARY**  
**EXPENDITURES**  
**BUDGET FISCAL YEAR 2021-2022**

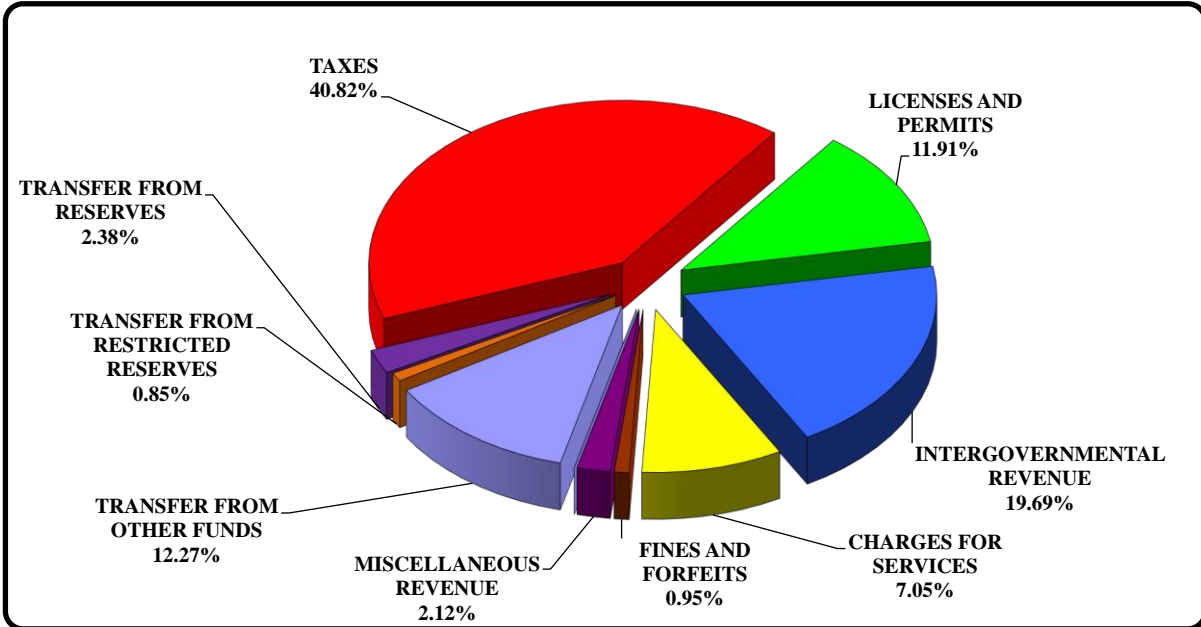
	ACTUAL TOTALS FY 2019-20	ADOPTED BUDGET FY 2020-21	PROPOSED BUDGET FY 2021-22	DOLLAR CHANGE	PERCENT CHANGE	
<b>GENERAL GOVERNMENT</b>						
1010	\$ 480,042	\$ 596,452	\$ 584,882	\$ (11,570)	-1.94%	
1015	1,709,488	2,113,485	1,812,385	(301,100)	-14.25%	
1020	350,519	404,069	403,184	(885)	-0.22%	
1030	248,837	292,667	315,178	22,511	7.69%	
1120	895,760	1,049,922	1,081,920	31,998	3.05%	
1170	265,284	464,840	508,856	44,016	9.47%	
5110	2,890,066	2,893,250	3,212,316	319,066	11.03%	
3413	626,195	-	-	0	-	
<b>TOTAL GENERAL GOVERNMENT</b>		<b>7,466,190</b>	<b>7,814,685</b>	<b>7,918,720</b>	<b>104,035</b>	<b>1.33%</b>
<b>PUBLIC SAFETY</b>						
2110	1,788,423	1,161,638	1,295,996	134,358	11.57%	
2120	3,978,310	3,308,432	4,870,031	1,561,599	47.20%	
2130	8,227,372	9,475,622	9,076,870	(398,752)	-4.21%	
<b>FIRE AND EMS</b>		<b>13,994,106</b>	<b>13,945,693</b>	<b>15,242,898</b>	<b>1,297,205</b>	<b>9.30%</b>
2210	1,571,898	788,472	1,019,988	231,516	29.36%	
2220	6,851,756	8,395,354	9,481,771	1,086,418	12.94%	
2230	4,963,327	5,564,912	6,208,668	643,756	11.57%	
2235	106,165	166,699	166,699	-	0.00%	
2250	2,108,170	2,166,997	2,381,101	214,104	9.88%	
<b>POLICE SERVICES</b>		<b>15,601,315</b>	<b>17,082,433</b>	<b>19,258,226</b>	<b>2,175,793</b>	<b>12.74%</b>
<b>TOTAL PUBLIC SAFETY</b>		<b>29,595,421</b>	<b>31,028,126</b>	<b>34,501,124</b>	<b>3,472,998</b>	<b>11.19%</b>
<b>COMMUNITY DEVELOPMENT</b>						
4020	1,201,112	1,435,006	1,437,097	2,092	0.15%	
4021	769,359	934,628	1,121,469	186,841	19.99%	
<b>TOTAL COMMUNITY DEVELOPMENT</b>		<b>1,970,472</b>	<b>2,369,634</b>	<b>2,558,566</b>	<b>188,932</b>	<b>7.97%</b>
<b>PUBLIC SERVICES</b>						
1022	622,003	922,984	1,828,699	905,714	98.13%	
3310	1,098,162	1,312,297	1,277,260	(35,037)	-2.67%	
<b>TOTAL PUBLIC SERVICES</b>		<b>1,720,165</b>	<b>2,235,282</b>	<b>3,105,959</b>	<b>870,678</b>	<b>38.95%</b>
<b>PARKS AND RECREATION</b>						
3512	136,220	195,405	210,514	15,109	7.73%	
3513	703,686	864,484	-	(864,484)	-100.00%	
3514	1,690,538	1,470,004	2,646,979	1,176,975	80.07%	
3612	883,447	1,066,259	2,811,192	1,744,933	163.65%	
3613	581,863	1,359,795	-	(1,359,795)	-100.00%	
3614	-	-	1,070,482	1,070,482	-	
2245	48,274	76,226	-	(76,226)	-100.00%	
<b>TOTAL PARKS AND RECREATION</b>		<b>4,044,028</b>	<b>5,032,174</b>	<b>6,739,166</b>	<b>1,706,992</b>	<b>33.92%</b>
<b>DEBT SERVICE</b>		2,939,386	2,923,840	2,244,269	(679,571)	-23.24%
<b>TRANSFERS</b>		1,121,598	1,014,361	1,459,781	445,420	43.91%
<b>TOTAL DEBT SERVICE &amp; TRANSFERS</b>		<b>4,060,984</b>	<b>3,938,201</b>	<b>3,704,050</b>	<b>(234,151)</b>	<b>-5.95%</b>
<b>TOTAL ALL DEPARTMENTS</b>		<b>\$ 48,857,261</b>	<b>\$ 52,418,102</b>	<b>\$ 58,527,584</b>	<b>\$ 6,109,485</b>	<b>11.66%</b>

**CITY OF APOPKA  
GENERAL FUND BUDGET SUMMARY**

**GENERAL FUND - REVENUE AND EXPENDITURES**

**FISCAL YEAR 2021-2022**

**Total Revenues:**



**TOTAL REVENUES      \$      58,527,584**

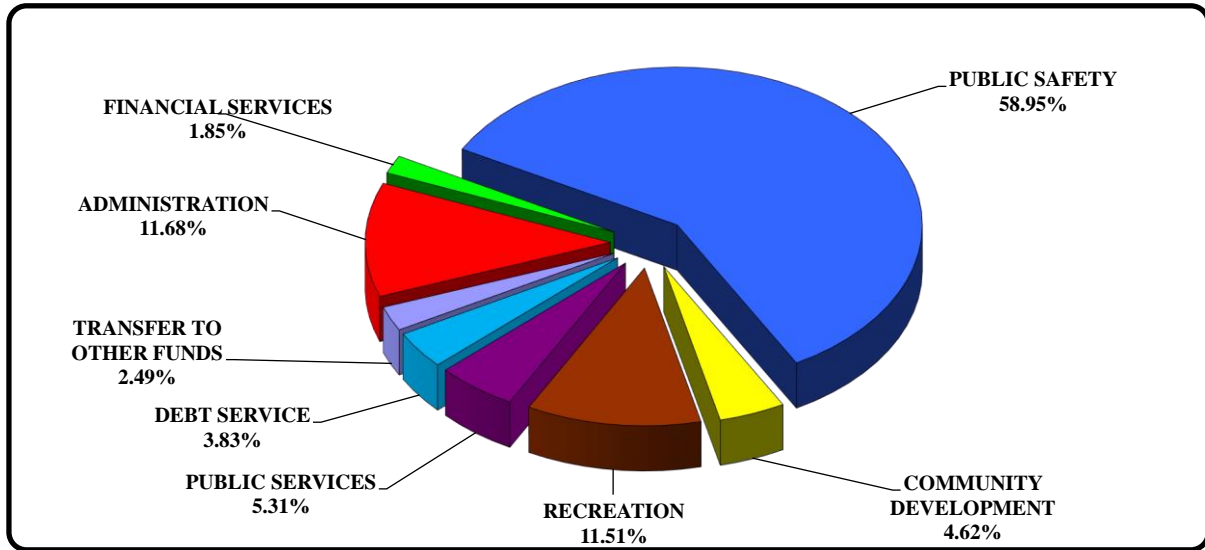
	<u>TOTALS</u>	<u>PERCENT REVENUES</u>
TAXES	23,890,247	40.82%
LICENSES AND PERMITS	6,971,200	11.91%
INTERGOVERNMENTAL REVENUE	11,526,410	19.69%
CHARGES FOR SERVICES	5,267,617	9.00%
FINES AND FORFEITS	555,300	0.95%
MISCELLANEOUS REVENUE	1,241,000	2.12%
OTHER FINANCING SOURCES	-	0.00%
TRANSFER FROM OTHER FUNDS	7,180,966	12.27%
TRANSFER FROM RESTRICTED RESERVES	500,000	0.85%
TRANSFER FROM RESERVES	1,394,844	2.38%
<b>TOTAL REVENUE</b>	<b>\$      58,527,584</b>	<b>100%</b>

## GENERAL FUND - REVENUE AND EXPENDITURES

(continued)

<b>FISCAL YEAR 2021-2022</b>
------------------------------

### Expenditures by Function:



<b>TOTAL EXPENDITURES</b>	<b>\$ 58,527,584</b>
---------------------------	----------------------

	TOTALS	PERCENT EXPENDITURES
ADMINISTRATION	\$ 6,836,800	11.68%
FINANCIAL SERVICES	1,081,920	1.85%
PUBLIC SAFETY	34,501,124	58.95%
COMMUNITY DEVELOPMENT	2,558,566	4.37%
RECREATION	6,739,166	11.51%
PUBLIC SERVICES	3,105,959	5.31%
DEBT SERVICE	2,244,269	3.83%
TRANSFER TO OTHER FUNDS	1,459,781	2.48%
<b>TOTAL EXPENDITURES</b>	<b>\$ 58,527,584</b>	<b>100%</b>

**CITY OF APOPKA  
MAYOR'S OFFICE  
1010**

The Mayor is a Charter Officer of the City of Apopka and is elected for a term of four years. The Mayor serves as chief executive officer of the City, specifically responsible for preserving and enhancing the City's quality of life for those who live and work in Apopka by offering direction, leadership and specific initiatives to ensure effective and efficient development and administration of City services, policies and ordinances.

FISCAL YEAR	CLASSIFICATION	TOTAL COST
2020	ACTUAL	480,042
2021	BUDGET	596,452
2022	PROPOSED	584,882

The Mayor is focused on efforts to ensure Apopka's future success by concentrating on:

- **Public Safety.** Continuing to expand public safety coverage for the fast-growing areas in the north and southwest of the City; ensuring the Apopka Fire Department meets stringent response times to maintain an ISO Class 1 rating; and ensuring the Apopka Police Department and Communications Dispatch Unit maintain their accreditation.
- **Planning and Development Guidelines.** Overseeing the City's development guidelines, including the new Land Development Code, which provides for comprehensive, planned, strategic growth in the City.
- **Economic Development.** Focusing on key areas of interest to attract businesses to Apopka in partnership with the Apopka Area Chamber of Commerce to increase capital investment, provide more jobs and enhance the quality of life for residents.
- **Lake Apopka Research Center Innovation District.** Developing an innovation district around the Lake Apopka North Shore Area with public and private entities to restore Lake Apopka through water research, ecotourism and conservation through nature-based experiences. The district is anchored by the UF/Institute of Food and Agricultural Sciences and the soon-to-be built regional office of St. Johns River Water Management District. Between these two entities combined, there is a focus on education, research, development, water restoration and protection.
- **Community Redevelopment Agency.** Continuing focus on the Community Redevelopment Agency to drive commercial and residential economic development and revival of the Community Redevelopment Area.
- **Technology Infrastructure.** Continuing to upgrade website technologies and online permitting to create a better customer experience and efficiency for individuals and businesses who conduct business with the city as well as provide the necessary infrastructure for public safety.
- **Grant Funding.** Renewing the search for federal and state grant funding for municipal projects to provide amenities that enhance the quality of life for Apopkans with little to no impact to taxpayers.

- **Youth Outreach.** Continuing to grow the Apopka Youth Works summer jobs program and the Apopka Youth Council initiative as well as youth camp opportunities provided by our Recreation, Police, and Fire Departments.

#### ACCOMPLISHMENTS:

- **Fiscal Accountability.** The City holds comprehensive budget hearings to provide both elected officials and citizens the opportunity to review the City's fiscal operations. The hearings provide a forum for commissioners to review and provide input regarding the City's budget priorities. It also gives citizens an opportunity to review and comment on the budget. Moreover, the City Council approves all expenditures incurred from the prior month for complete transparency to all taxpayers. In addition to the transparency measures above, the Mayor, City Administrator, and City staff have improved the financial health of the City budget by reducing General Fund debt over \$9 million or 65% and the ongoing debt service by \$1.4 million since Fiscal Year 2018.
- **Fire Department Expansion and Efficiencies.** The City has secured an interlocal agreement with Orange County to provide EMS and Fire service for Orange County's service area located near Kelly Park with the purpose of reducing response times, reducing costs to the county, and increasing revenue for the City. In addition, the Apopka Fire Department has improved efficiencies in their staff shifts which resulted in reduced overtime and cost savings. Moreover, the EMS department has improved billing efficiencies which decreased uncollected charges. Lastly, the City secured state funding in 2021 to build a permanent Fire Station 6 building.
- **Police Department Accreditation.** The Apopka Police Department has achieved re-accreditation through the Commission on Florida Law Enforcement Accreditation. As part of the process, the Police Department completes an agency self-assessment, a mock assessment, and a three-day full compliance assessment. At the conclusion of the review, the assessment team recommended the Apopka Police Department for re-accreditation at the general meeting in October 2020. Achieving re-accreditation demonstrates the agency's continued adherence to law enforcement standards and its commitment to providing quality service to our community.
- **Communications Center Accreditation.** In July 2019, the Apopka Police Department's Communications Center was accredited by the Florida Telecommunications Accreditation Commission. Just like the police department's accreditation process, the communications center went through a self-assessment, a mock assessment and the three-day full assessment. At the conclusion of the reviews, the assessment team recommended to the full Florida Telecommunications Accreditation Commission that the Apopka Police Department's Communication Center receive its first accreditation. At the time of its accreditation, the communications center was one of only seventeen communications centers accredited in the State of Florida.
- **Apopka City Center.** Phase One of the City Center was completed with the grand opening of the Hilton Garden Inn in July 2020. The hotel property features a business center, fitness center, an outdoor swimming pool, restaurant, more than 1,450ft of flexible meeting space and a 2,000ft outdoor terrace. The hotel along with Highland Manor located next door provides a great venue for weddings and corporate events. The developer is looking to add a brand new, high-end Winn-Dixie prototype, brewery with food options, and Starbucks.
- **Lake Apopka Research Center Innovation District.** The UF/Institute of Food and Agricultural Sciences has an office on Binion Road that conducts agricultural education, research, and development. Nearby, St. Johns River Water Management District (SJRWMD) has started construction on its regional office. SJRWMD's mission includes water restoration and protection. The new SJRWMD building will be located near its Lake Apopka North Shore Wildlife Drive. The wildlife drive is a one-way, 11-mile drive on Lake Apopka that brings an estimated 44,133 vehicles and 102,324 visitors to the Lake Apopka area annually for birding and wildlife viewing. Relocating the regional office from Maitland to Apopka provides the perfect nexus for water conservation quality. The relocation will also bring 40 high-wage jobs to the area.

- **Cemetery.** The City started a perpetual fund for maintenance and operational costs for the cemetery.
- **Apopka Youth Works.** The City's award-winning, summer jobs program serves over 100 Apopka-area youth during a 10-week summer program that provides career, soft-skills training, financial literacy training and nine weeks of work experience. The City partners with CareerSource Central Florida and the Apopka Area Chamber of Commerce to provide this program. Many of the local area businesses participate in the program to provide high schoolers an opportunity to learn valuable skills while earning a wage.
- **Apopka Youth Council.** The City Council approved a new initiative called the Apopka Youth Council. This program provides opportunities for local high school students to learn more about local government, identify ways to improve Apopka for its youth, recommend and/or create activities that will appeal to Apopka youth, and participate in community events. The program correlates with the school year and has approximately 15 students that participate.
- **Technology Infrastructure.** The City installed a radio tower in the Mount Plymouth area to give an extended reach for public safety communication and wireless providers. This project was done in partnership with the Central Florida Expressway Authority and Lake County Government. In addition, as the City improves underground utilities, Public Service staff are adding the necessary infrastructure for fiber optics which will improve the City's digital footprint.
- **Community Engagement.** The City has continued to increase the pace and volume of information that flows to the public through a monthly newsletter that is either mailed or emailed to approximately 24,737 households and businesses with their utility bills as well as an electronic weekly newsletter emailed to an estimated 3,465 subscribers. In addition to the newsletters, the City has increased its social medial presence through the use of Facebook (16,957 Like and 17,947 Follow), Twitter (357 Follow), Instagram (3,065 Follow), and YouTube (496 Subscribe) as a way to provide real-time updates to citizens. In addition, the City has started engaging citizens on the Nextdoor platform (17,287 members). The City added Facebook accounts for all elected officials as well. The City has also revamped its website to make it more user-friendly as well as provide traffic/emergency alerts, COVID-19 updates, and event news for those citizens not on social media.
- **Street Maintenance.** The City started funding programs for street lights and speed bumps as well as increased funding for sidewalk improvements, street resurfacing, and street signs.
- **City Arts Program.** City Hall features artwork from Central Florida artists with a particular emphasis on Apopka roots. A special thank you to Betty Ann Huntsman for her work as the arts curator until her retirement in 2020. The City is excited to partner with the Big Potato Foundation to continue this endeavor in 2021.
- **Economic Development.** The City has partnered with the Apopka Area Chamber of Commerce to promote economic development in Northwest Orange County. Efforts include the creation of promotional materials, development of a website with available commercial opportunities, expanding the Apopka Youth Works program with local businesses, and enhancing Apopka's image as an attractive location for commercial entities seeking to relocate or expand.
- **Community Events.** The City opened the new Billie Dean Community Center at Alonzo Williams Park, thereby expanding community program efforts in the South Apopka area. In addition, the City has increased senior programs at the Fran Carlton Center and offer these same classes at the Billie Dean Center. Recreation staff continue to expand regional youth tournaments at the Northwest Sports Complex. Lastly, the City has increased community events such as the concert series at the Apopka Amphitheater.

- **The Industrial District.** In addition to the economic development efforts with the Chamber, the City boasts a fast pace development of its industrial district located near the 429 interchange and Highway 441 area. Several high profile companies have chosen Apopka for their industrial warehouse needs including Coca Cola, Goya and Amazon. These facilities bring more jobs to the Apopka area and generate more economic opportunities.
- **Camp Wewa.** In January 2021, the City learned that the YMCA was going to sell Camp Wewa to developers due to financial losses incurred as a result of the COVID-19 pandemic. The City stepped in and made an offer to purchase the camp. This was a once in a lifetime opportunity to save this historical property and keep it as a green space for generations to come. The 70-acre property has massive tree canopies and access to three lakes. The camp has a dining hall, swimming pool, rock climbing wall, archery range, tennis and basketball courts, outdoor chapel, education/arts center, cabins and bathrooms. It has operated as a camp through the YMCA for over 70 years and prior to that, it was a camp run by the Boy Scouts of America going back to the 1920's. On July 21, 2021 the City Council finalized the agreement to purchase the camp. Future City plans call for summer camp as well as a park and rental venue.
- **Fire Station 6.** In July 2021, the City received \$1M in matching funds from the State Legislature to build a permanent Fire Station 6 building to replace the current temporary trailer. Given the growth in southwest Apopka, this new fire station will provide emergency response services as well as ancillary services such as first aid classes, safety programs, fire inspections, and safety checks. This 7,500 square-foot fire station will accommodate six full-time firefighter paramedics and a minimum of four apparatus including two fire engines and two advanced life support transport ambulances.

**GOALS:**

- Engage Apopka residents through community events, forums, meetings, social media and website.
- Identify cost savings, improve efficiency and maximize community resources.
- Identify state and federal funding sources for City projects and improvements.
- Maintain the Fire Department's ISO-1 rating. With state funding secured, build a permanent building for Fire Station 6.
- Maintain the Police Department's accreditation.
- Maintain the Communication Center's accreditation.
- Begin the design phase for a public safety building to house the City's Information Technology, Police, Dispatch, Fire, and Emergency Operations Center.
- Work with area economic development leaders for new opportunities in Apopka and promote the economic development website with the Apopka Growth Alliance.
- Complete the City's water infrastructure program by adding 100's of millions of gallons of storage for reclaimed water in partnership with Utilities, Inc., Orange County Government, and Altamonte Springs Government to increase capacity and reduce flooding.

**CITY OF AOPKA  
MAYOR'S OFFICE**

1010

LINE ITEM DETAIL

	<u>2020</u>	<u>2021</u>	<u>2022</u>	<u>PERCENT</u>	
	<u>ACTUAL</u>	<u>BUDGET</u>	<u>PROPOSED</u>	<u>CHANGE</u>	
<b>PERSONNEL COSTS:</b>					
1200	REGULAR SALARIES AND WAGES	304,013	346,556	316,904	-8.56%
1210	LONGEVITY PAY	-	161	234	45.34%
1400	OVERTIME	12	-	-	0.00%
1600	OTHER REIMBURSED ALLOWANCES	12,000	12,000	12,000	0.00%
2100	F.I.C.A.	22,330	23,881	24,433	2.31%
2200	RETIREMENT CONTRIBUTION	42,256	45,213	42,240	-6.58%
2300	LIFE & HEALTH INSURANCE	26,204	31,589	33,568	6.27%
2400	WORKERS COMPENSATION	160	152	152	0.00%
<b>TOTAL</b>		<b>406,974</b>	<b>459,552</b>	<b>429,532</b>	<b>-6.53%</b>
<b>SUPPLIES AND SERVICES:</b>					
3100	PROFESSIONAL SERVICES			18,000	0.00%
3400	OTHER CONTRACTUAL SERVICES		-	-	
4000	TRAVEL & PER DIEM	733	11,000	11,000	0.00%
4100	COMMUNICATION SERVICES		-	-	
4200	FREIGHT & POSTAGE	202	1,000	1,000	0.00%
4400	RENTALS & LEASES	1,824	1,800	1,800	0.00%
4500	LIABILITY & CASUALTY INSURANCE		-	-	
4600	REPAIR & MAINT - BLDG & EQUIP		-	-	
4700	PRINTING SERVICES	831	650	1,000	53.85%
4900	OTHER CHARGES		-	-	
5100	OFFICE SUPPLIES	869	2,200	2,800	27.27%
5200	OPERATING SUPPLIES	24,458	56,000	55,500	-0.89%
5250	FUEL & GASOLINE		-	-	
5400	BOOKS,PUBS,SUBS & MEMBSHP	44,101	57,250	57,250	0.00%
5500	TRAINING	50	7,000	7,000	0.00%
<b>TOTAL</b>		<b>73,067</b>	<b>136,900</b>	<b>155,350</b>	<b>13.48%</b>
<b>CAPITAL OUTLAY:</b>					
6200	BUILDING	-			
6400	CAPITAL EQUIPMENT	-	-	-	0.00%
<b>TOTAL</b>		<b>-</b>	<b>-</b>	<b>-</b>	<b>0.00%</b>
<b>DONATIONS:</b>					
8200	DONATIONS	-	-	-	0.00%
<b>TOTAL</b>		<b>-</b>	<b>-</b>	<b>-</b>	<b>0.00%</b>
<b>TOTAL COST</b>		<b>480,042</b>	<b>596,452</b>	<b>584,882</b>	<b>-1.94%</b>

**CITY OF APOPKA  
MAYOR'S OFFICE  
1010**

**STAFFING ANALYSIS**

**NUMBER OF FULL-TIME/PART-TIME PERSONNEL**

<u>POSITION</u>	<u>2020</u>	<u>2021</u>	<u>2022</u>
MAYOR	1	1	1
VICE MAYOR	1	1	1
COMMISSIONER	3	3	3
RECEPTIONIST	0	1	1
EXECUTIVE ASSISTANT TO THE MAYOR	1	1	1
<b>TOTAL</b>	<b>6</b>	<b>7</b>	<b>7</b>

**CAPITAL OUTLAY**

6200 - Building	\$ -
6400 - Equipment	\$ -
Total Capital Outlay	

**CITY OF APOPKA**  
**LEGAL AND RISK SERVICES**  
1015

The Legal Division provides legal advice to the City Council and City staff. It includes both City Attorney, Labor Attorney and any other counsel used to represent and/or defend the City. The division is responsible for the review all legal instruments of the City and to coordinate all litigation and other legal services for the City.

FISCAL YEAR	CLASSIFICATION	TOTAL COST
2020	ACTUAL	1,709,488
2021	BUDGET	2,113,485
2022	PROPOSED	1,812,385

**GOALS:**

- Respond to requests from the City Commission and City staff for legal opinions on specific matters
- Draft local ordinances in response to state and federal legislation concerning the City.
- Provide defense/prosecution involving matters of litigation concerning the City.
- Provide other legal services on specific matters.

**CITY OF APOPKA  
LEGAL AND RISK SERVICES**

1015

**LINE ITEM DETAIL**

	<u>2020</u>	<u>2021</u>	<u>2022</u>	<u>PERCENT</u>
	<u>ACTUAL</u>	<u>BUDGET</u>	<u>PROPOSED</u>	<u>CHANGE</u>
<b>PERSONNEL COSTS:</b>				
1200 REGULAR SALARIES AND WAGES	196,242	204,518	211,539	3.43%
1210 LONGEVITY PAY	-	416	440	5.85%
1400 OVERTIME	35	-	-	
1600 OTHER REIMBURSED ALLOWANCES	1,431	2,400	2,400	0.00%
2100 F.I.C.A.	14,176	15,861	16,400	3.40%
2200 RETIREMENT CONTRIBUTION	34,986	37,942	35,780	-5.70%
2300 LIFE & HEALTH INSURANCE	17,503	23,838	32,395	35.90%
2400 WORKERS COMPENSATION	14,026	43	107	147.44%
<b>TOTAL</b>	<b>278,399</b>	<b>285,018</b>	<b>299,061</b>	<b>4.93%</b>
<b>SUPPLIES AND SERVICES:</b>				
3100 PROFESSIONAL SERVICES	134,698	211,175	164,750	-21.98%
3400 OTHER CONTRACTUAL SERVICES	6,699	8,500	8,500	0.00%
4000 TRAVEL & PER DIEM	416	3,000	1,500	-50.00%
4100 COMMUNICATION SERVICES	-	-	-	#DIV/0!
4200 FREIGHT & POSTAGE	90	750	750	0.00%
4400 RENTALS & LEASES	1,500	1,050	1,800	71.43%
4500 LIABILITY & CASUALTY INSURANCE	1,275,624	1,579,682	1,298,548	-17.80%
4600 REPAIR & MAINT - BLDG & EQUIP	-	150	150	0.00%
4700 PRINTING SERVICES	49	40	40	0.00%
4900 OTHER CHARGES	1,318	10,225	25,100	145.48%
5100 OFFICE SUPPLIES	686	1,000	1,000	0.00%
5200 OPERATING SUPPLIES	-	800	800	0.00%
5250 FUEL & GASOLINE	-	-	-	0.00%
5400 BOOKS,PUBS,SUBS & MEMBSHP	9,482	10,095	9,261	-8.26%
5500 TRAINING	530	2,000	1,125	-43.75%
<b>TOTAL</b>	<b>1,431,089</b>	<b>1,828,467</b>	<b>1,513,324</b>	<b>-17.24%</b>
<b>CAPITAL OUTLAY:</b>				
6200 BUILDING	-	-	-	
6400 CAPITAL EQUIPMENT	-	-	-	
<b>TOTAL</b>	<b>-</b>	<b>-</b>	<b>-</b>	<b>#DIV/0!</b>
<b>TOTAL COST</b>	<b>1,709,488</b>	<b>2,113,485</b>	<b>1,812,385</b>	<b>-14.25%</b>

**CITY OF APOPKA**  
**LEGAL AND RISK SERVICES**  
1015

**STAFFING ANALYSIS**

**NUMBER OF FULL-TIME/PART-TIME PERSONNEL**

<u>POSITION</u>	<u>2020</u>	<u>2021</u>	<u>2022</u>
CITY ATTORNEY	0	1	1
RISK SPECIALIST	0	1	1
<b>TOTAL</b>	<b>0</b>	<b>2</b>	<b>2</b>

**CAPITAL OUTLAY**

6200 - Building	\$ -
6400 - Equipment	\$ -
Total Capital Outlay	

**CITY OF APOPKA**  
**ADMINISTRATIVE SERVICES**  
1020

The Administrative Services division is responsible for efficiently and effectively implementing and administering the policies, programs and services approved by the City Council.

FISCAL YEAR	CLASSIFICATION	TOTAL COST
2020	ACTUAL	350,519
2021	BUDGET	404,069
2022	PROPOSED	403,184

**GOALS:**

- Proper allocation of City resources and manpower in conformance with City policy.
- Maintain a fiscally sound organization.
- Continue to communicate with citizens and employees.

**CITY OF AOPKA**  
**ADMINISTRATIVE SERVICES**

1020

LINE ITEM DETAIL

	<u>2020</u>	<u>2021</u>	<u>2022</u>	<u>PERCENT</u>
	<u>ACTUAL</u>	<u>BUDGET</u>	<u>PROPOSED</u>	<u>CHANGE</u>
<b>PERSONNEL COSTS:</b>				
1200 REGULAR SALARIES AND WAGES	237,995	256,506	267,793	4.40%
1210 LONGEVITY PAY	-	596	669	12.25%
1300 OTHER SALARIES & WAGES	-	-	-	0.00%
1400 OVERTIME	72	-	-	0.00%
1600 OTHER REIMBURSED ALLOWANCES	12,000	12,000	12,000	0.00%
2100 F.I.C.A.	17,000	20,586	21,455	4.22%
2200 RETIREMENT CONTRIBUTION	41,243	42,678	40,962	-4.02%
2300 LIFE AND HEALTH INSURANCE	35,846	51,499	45,101	-12.42%
2400 WORKERS COMPENSATION	200	43	43	0.00%
<b>TOTAL</b>	<b>344,357</b>	<b>383,909</b>	<b>388,024</b>	<b>1.07%</b>
<b>SUPPLIES AND OTHER SERVICES:</b>				
3100 PROFESSIONAL SERVICES		-	-	#DIV/0!
3400 OTHER CONTRACTUAL SERVICES				#DIV/0!
4000 TRAVEL AND PER DIEM	55	800	800	0.00%
4100 COMMUNICATION		-	-	#DIV/0!
4200 FREIGHT & POSTAGE	360	250	250	0.00%
4400 RENTALS & LEASES	4,661	5,700	5,700	0.00%
4600 REPAIRS AND MAINTENANCE		-	-	#DIV/0!
4650 VEHICLE MAINTENANCE	116	1,200	1,200	0.00%
4700 PRINTING AND BINDING				#DIV/0!
4800 PROMOTIONAL ACTIVITIES		-	-	#DIV/0!
4900 OTHER CHARGES		-	-	#DIV/0!
4903 TEMPORARY LABOR		-	-	#DIV/0!
5100 OFFICE SUPPLIES	337	2,500	2,500	0.00%
5200 OPERATING SUPPLIES	259	2,700	2,700	0.00%
5250 FUEL & GASOLINE	313	800	800	0.00%
5400 BOOKS, PUBS, SUBS & MEMBERSHIPS	60	710	710	0.00%
5500 TRAINING		5,500	500	-90.91%
9300 CONTINGENCY		-	-	#DIV/0!
<b>TOTAL</b>	<b>6,162</b>	<b>20,160</b>	<b>15,160</b>	<b>-24.80%</b>
<b>CAPITAL OUTLAY:</b>				
6400 EQUIPMENT	-	-	-	#DIV/0!
9100 CONTINGENCY	-			#DIV/0!
<b>TOTAL</b>	<b>-</b>	<b>-</b>	<b>-</b>	<b>0.00%</b>
<b>TOTAL COST</b>	<b>350,519</b>	<b>404,069</b>	<b>403,184</b>	<b>-0.22%</b>

**CITY OF AOPKA**  
**ADMINISTRATIVE SERVICES**  
1020

**STAFFING ANALYSIS**

**NUMBER OF FULL-TIME/PART-TIME PERSONNEL**

<u>POSITION</u>	<u>2020</u>	<u>2021</u>	<u>2022</u>
CITY ADMINISTRATOR	1	1	1
ASSISTANT TO CITY ADMINISTRATOR	1	1	1
RECEPTIONIST*	1	0	0
SPECIAL ASSESSMENTS COORDINATOR - PART TIME	0	1	1
<b>TOTAL</b>	<b>3</b>	<b>3</b>	<b>3</b>

\*position moved to Mayor's office

**CAPITAL OUTLAY**

6200 - Building	\$ -
6400 - Equipment	\$ -
Total Capital Outlay	\$ -

**CITY OF AOPKA**  
**CITY CLERK**  
1030

The City Clerk, as a charter officer, is the custodian of the City Seal and the City's Official Public Records, including minutes, ordinances, resolutions, agreements/contracts and deeds of City owned property. The City Clerk attends, records and prepares minutes for all City Council meetings, provides information to the public regarding City matters, public record requests, conducts City elections, and is responsible for legal advertisements for public hearings.

FISCAL YEAR	CLASSIFICATION	TOTAL COST
2020	ACTUAL	248,837
2021	BUDGET	292,667
2022	PROPOSED	315,178

**GOALS:**

- Record Meetings and preserve City Council actions.
- Maintain City Code of Ordinances
- Acknowledge Receipt of and Process various Public Records Requests
- Continued records storage and retention/retrieval systems for accessibility of data for staff and public records requests.
- Conduct Elections in strict compliance with State statutes and election laws.
- Facilitate and manage Cemetery Sales; assist Funeral Homes in coordinating Burials; maintain and preserve Cemetery records.
- Initiate and Process Lien Searches

**PERFORMANCE MEASURES:**

	Actual FY 2018	Actual FY 2019	Actual FY 2020	%age Change
Lien Searches Processed	2484	2186	2832	29.55%
Ordinances/Resolutions recorded	87	100	126	26.00%
Council/Committee Minutes	71	84	91	8.33%
Cemetery Sales	\$86,950	\$158,302	\$176,575	11.54%
Record Management* & Destruction	393.06	235.2	424.5	80.48%

\* Records Management is driven by retention schedules and will vary from year to year.

**CITY OF AOPKA  
CITY CLERK**

1030

**LINE ITEM DETAIL**

	<u>2020</u>	<u>2021</u>	<u>2022</u>	<u>PERCENT</u>	
	<u>ACTUAL</u>	<u>BUDGET</u>	<u>PROPOSED</u>	<u>CHANGE</u>	
<b>PERSONNEL COSTS:</b>					
1200	REGULAR SALARIES AND WAGES	165,763	184,637	158,580	-14.11%
1210	LONGEVITY PAY	-	484	282	-41.87%
1400	OVERTIME	2,564	-	1,200	0.00%
2100	F.I.C.A.	12,699	14,162	12,245	-13.54%
2200	RETIREMENT CONTRIBUTION	26,175	30,966	26,714	-13.73%
2300	LIFE AND HEALTH INSURANCE	17,233	19,843	38,082	91.91%
2400	WORKERS COMPENSATION	143	65	65	0.00%
<b>TOTAL</b>		<b>224,577</b>	<b>250,157</b>	<b>237,168</b>	<b>-5.19%</b>
<b>SUPPLIES AND OTHER SERVICES:</b>					
3100	PROFESSIONAL SERVICES	1,000	1,000	1,000	0.00%
3400	OTHER CONTRACTUAL SERVICES	10,890	2,610	45,610	1647.51%
4000	TRAVEL & PER DIEM		1,000	1,000	0.00%
4200	FREIGHT & POSTAGE	124	500	500	0.00%
4400	RENTALS AND LEASES	2,822	2,800	2,800	0.00%
4600	REPAIR AND MAINTENANCE	2,101	2,500	2,500	0.00%
4700	PRINTING SERVICES	2,422	16,000	8,500	-46.88%
4800	PROMOTIONAL ADVERTISING		-	-	0.00%
4900	OTHER CHARGES	1,085	5,000	5,000	0.00%
4902	LEGAL ADVERTISING	2,620	5,000	5,000	0.00%
5100	OFFICE SUPPLIES	840	1,500	1,500	0.00%
5200	OPERATING SUPPLIES	120	2,500	2,500	0.00%
5400	BOOKS, PUBLICATIONS & SUBSCRIPTIONS	235	800	800	0.00%
5500	TRAINING	-	1,300	1,300	0.00%
<b>TOTAL</b>		<b>24,260</b>	<b>42,510</b>	<b>78,010</b>	<b>83.51%</b>
<b>CAPITAL OUTLAY:</b>					
6300	INFRASTRUCTURE	-	-	-	0.00%
6400	EQUIPMENT & MACHINERY	-	-	-	0.00%
<b>TOTAL</b>		<b>-</b>	<b>-</b>	<b>-</b>	<b>0.00%</b>
<b>TOTAL COST</b>		<b>248,837</b>	<b>292,667</b>	<b>315,178</b>	<b>7.69%</b>

**CITY OF APOPKA**  
**CITY CLERK**  
1030

**STAFFING ANALYSIS**

**NUMBER OF FULL-TIME/PART-TIME PERSONNEL**

<u>POSITION</u>	<u>2020</u>	<u>2021</u>	<u>2022</u>
CITY CLERK	1	1	1
DEPUTY CITY CLERK	1	1	1
RECORDS CLERK	1	1	1
<b>TOTAL</b>	<b>3</b>	<b>3</b>	<b>3</b>

**CAPITAL OUTLAY**

6200 - Building	\$ -
6400 - Equipment	\$ -
Total Capital Outlay	\$ -

**CITY OF AOPKA**  
**FINANCE**  
1120

The Finance Department is responsible for maintaining the City's financial accounting system that includes processing of all City financial transactions as well as maintaining and disseminating financial statements and related reports to City departments and other governmental agencies. In addition, this department produces the City's Comprehensive Annual Financial Report (CAFR), provides assistance to the external auditors, oversees the investment of City funds and is responsible for debt administration. The department provides support service of the City government responsible for coordinating and directing the development of the City's Annual Operating Budget and five-year Capital Improvement Program.

FISCAL YEAR	CLASSIFICATION	TOTAL COST
2020	ACTUAL	895,760
2021	BUDGET	1,049,922
2022	PROPOSED	1,081,920

**GOALS:**

- Continue to produce a Comprehensive Annual Financial Report (CAFR) that meets the GFOA "Certificate of Achievement for Excellence in Financial Reporting".
- Continue to produce a high quality Annual Budget document that meets Florida statutory requirements.
- Provide city-wide education on the best practices for financial stewardship as it is related to city policies.
- Create or update written policies and procedures to increase our internal controls and best practices.
- Continue to work with the leadership team to promote communication and achieve city-wide goals.
- Complete and integrate "procure now" software system to centralize procurement and contract transactions.
- Continue to provide financial information to Council and leadership for proper execution of managerial and operation functions.

	Actual FY 2018	Actual FY 2019	Actual FY 2020	%age Change
# checks A/P checks	7,712	7,992	7,696	-3.7%
# ACH & Wire Payments	351	449	420	-6.5%
# payroll checks	831	1,076	906	-15.8%
# payroll direct deposits	33,963	32,888	33,809	2.8%
Distinguished Budget Award	Yes	Yes	Pending	n/a
CAFR Certificate of Achievement	Yes	Yes	Pending	n/a

**CITY OF AOPKA**  
**FINANCE**  
1120

**LINE ITEM DETAIL**

	<u>2020</u>	<u>2021</u>	<u>2022</u>	<u>PERCENT</u>
	<u>ACTUAL</u>	<u>BUDGET</u>	<u>PROPOSED</u>	<u>CHANGE</u>
<b>PERSONNEL COSTS:</b>				
1200 REGULAR SALARIES AND WAGES	510,189	550,480	572,026	3.91%
1210 LONGEVITY PAY	-	981	494	-49.66%
1400 OVERTIME	3,665	-	-	0.00%
1600 OTHER REIMBURSED ALLOWANCES	480	480	480	0.00%
2100 F.I.C.A.	36,960	42,223	43,834	3.82%
2200 RETIREMENT CONTRIBUTION	89,700	101,005	95,634	-5.32%
2300 LIFE AND HEALTH INSURANCE	92,335	110,352	105,719	-4.20%
2400 WORKERS COMPENSATION	369	173	173	0.00%
<b>TOTAL</b>	<b>733,698</b>	<b>805,694</b>	<b>818,360</b>	<b>1.57%</b>
<b>SUPPLIES AND OTHER SERVICES:</b>				
3100 PROFESSIONAL SERVICES	33,845	83,785	33,185	-60.39%
3200 AUDIT SERVICES	55,000	65,000	65,000	0.00%
3400 OTHER CONTRACTUAL SERVICES	48,484	55,500	66,800	20.36%
4000 TRAVEL & PER DIEM	1,066	4,378	5,130	17.18%
4100 COMMUNICATION	-	-	-	0.00%
4200 FREIGHT & POSTAGE	2,768	3,000	4,200	40.00%
4400 RENTAL & LEASES	5,325	4,800	-	-100.00%
4600 REPAIR AND MAINTENANCE	-	-	60,800	0.00%
4650 VEHICLE MAINTENANCE	-	-	-	0.00%
4700 PRINTING SERVICES	1,421	3,000	3,000	0.00%
4900 OTHER CHARGES	-	-	-	0.00%
4902 LEGAL ADVERTISING	1,280	1,900	1,900	0.00%
5100 OFFICE SUPPLIES	2,262	5,100	5,300	3.92%
5200 OPERATING SUPPLIES	3,430	5,500	5,500	0.00%
5400 BOOKS, PUBS, SUBS & MEMBERSHIPS	6,355	6,710	7,160	6.71%
5500 TRAINING	825	5,555	5,585	0.54%
<b>TOTAL</b>	<b>162,061</b>	<b>244,228</b>	<b>263,560</b>	<b>7.92%</b>
<b>CAPITAL OUTLAY:</b>				
6200 BUILDING	-	-	-	0.00%
6300 CAPITAL - INFRASTRUCTURE	-	-	-	0.00%
6800 INTANGIBLES	-	-	-	0.00%
<b>TOTAL</b>	<b>-</b>	<b>-</b>	<b>-</b>	<b>0.00%</b>
<b>TOTAL COST</b>	<b>895,760</b>	<b>1,049,922</b>	<b>1,081,920</b>	<b>3.05%</b>

**CITY OF APOPKA**  
**FINANCE**  
1120

**STAFFING ANALYSIS**

**NUMBER OF FULL-TIME/PART-TIME PERSONNEL**

<u>POSITION</u>	<u>2020</u>	<u>2021</u>	<u>2022</u>
FINANCE DIRECTOR	1	1	1
CHIEF ACCOUNTANT	1	1	0
ACCOUNTANT II*	1	2	3
ACCOUNTING SPECIALIST	1	1	2
PURCHASING ADMINISTRATOR	1	1	1
PAYROLL SPECIALIST	1	1	0
ACCOUNTING CLERK	1	1	0
GRANT ADMINISTRATOR	1	1	1
<b>TOTAL</b>	<b>8</b>	<b>9</b>	<b>8</b>

\*position moved from Community Development

**CAPITAL OUTLAY**

6200 - Building	\$ -
6400 - Equipment	\$ -
Total Capital Outlay	\$ -

**CITY OF APOPKA**  
**HUMAN RESOURCES**  
1170

The Human Resources Department provides quality services and support in employment, training, benefits, and compensation. It is responsible for developing a qualified, productive, and responsive workforce, equipped with the knowledge, abilities, skills and tools necessary to meet the City's present and future needs. Human Resources assures the City is an equal opportunity employer, remains in compliance with applicable regulations and requirements, as well as being responsible for all employee records and benefits.

FISCAL YEAR	CLASSIFICATION	TOTAL COST
2020	ACTUAL	265,284
2021	BUDGET	464,840
2022	PROPOSED	508,856

**GOALS:**

- To encourage and assist employees to reach their full potential as members of the City's workforce.
- To manage Family Medical Leave Act and unemployment claim issues to keep expenses contained to the highest degree possible.
- To manage employee benefits to ensure employees have access to the best available benefits in the most cost-effective manner.
- To manage policies and practices to ensure compliance with local, state and federal regulations and requirements.

**PERFORMANCE MEASURES:**

	Actual FY 2018	Actual FY 2019	Actual FY 2020	%age Change
Total employee turnover	15.43%	11.06%	14.01%	26.62%
# of employees on-boarded (FT)	65	31	51	64.52%
# of employees off-boarded (FT)	75	52	65	25.00%
# of employee supported (FT only)	486	470	464	-1.28%

**CITY OF AOPKA  
HUMAN RESOURCES**

1170

**LINE ITEM DETAIL**

	<u>2020</u>	<u>2021</u>	<u>2022</u>	<u>PERCENT</u>
	<u>ACTUAL</u>	<u>BUDGET</u>	<u>PROPOSED</u>	<u>CHANGE</u>
<b>PERSONNEL COSTS:</b>				
1200 REGULAR SALARIES AND WAGES	123,821	221,443	251,217	13.45%
1210 LONGEVITY PAY	-	248	204	-17.80%
1400 OVERTIME	165	-	-	0.00%
1600 OTHER REIMBURSED ALLOWANCES	168	480	480	0.00%
2100 F.I.C.A.	9,420	16,996	19,270	13.38%
2200 RETIREMENT CONTRIBUTION	21,218	40,657	39,414	-3.06%
2300 LIFE AND HEALTH INSURANCE	25,287	46,843	50,648	8.12%
2400 WORKERS COMPENSATION	127	43	43	0.00%
2500 UNEMPLOYMENT COMPENSATION	24,486	15,000	20,000	33.33%
<b>TOTAL</b>	<b>204,692</b>	<b>341,710</b>	<b>381,276</b>	<b>11.58%</b>
<b>SUPPLIES AND OTHER SERVICES:</b>				
3100 PROFESSIONAL SERVICES	13,333	30,000	30,000	0.00%
3400 OTHER CONTRACTUAL SERVICES	43,237	72,225	65,725	-9.00%
4000 TRAVEL & PER DIEM	-	2,000	2,000	0.00%
4200 FREIGHT & POSTAGE	85	500	500	0.00%
4400 RENTALS & LEASES	1,500	1,050	1,500	42.86%
4500 LIABILITY INSURANCE	-	-	-	#DIV/0!
4600 REPAIR AND MAINTENANCE	-	2,000	-	0.00%
4700 PRINTING AND BINDING	-	100	100	0.00%
4900 OTHER CHARGES AND OBLIGATIONS	1,095	1,000	1,000	0.00%
5100 OFFICE SUPPLIES	887	2,000	2,000	0.00%
5200 OPERATING SUPPLIES	454	9,700	11,200	15.46%
5400 BOOKS, PUBS, SUBS & MEMBERSHIPS	-	555	1,555	180.18%
5500 TRAINING	-	2,000	12,000	500.00%
<b>TOTAL</b>	<b>60,592</b>	<b>123,130</b>	<b>127,580</b>	<b>3.61%</b>
<b>CAPITAL OUTLAY:</b>				
6200 BUILDING	-	-	-	0.00%
6400 EQUIPMENT	-	-	-	0.00%
6800 INTANGIBLES	-	-	-	0.00%
<b>TOTAL</b>	<b>-</b>	<b>-</b>	<b>-</b>	<b>0.00%</b>
<b>TOTAL COST</b>	<b>265,284</b>	<b>464,840</b>	<b>508,856</b>	<b>9.47%</b>

**CITY OF APOPKA  
HUMAN RESOURCES**

1170

**STAFFING ANALYSIS**

**NUMBER OF FULL-TIME/PART-TIME PERSONNEL**

<u>POSITION</u>	<u>2020</u>	<u>2021</u>	<u>2022</u>
HUMAN RESOURCES DIRECTOR	0	0	1
HUMAN RESOURCES OPERATIONS MANAGER	1	1	0
HUMAN RESOURCES SPECIALIST II	1	1	2
HUMAN RESOURCES SPECIALIST I	1	1	0
<b>TOTAL</b>	<b>3</b>	<b>3</b>	<b>3</b>

**CAPITAL OUTLAY**

6200 - Building	\$ -
6400 - Equipment	\$ -
Total Capital Outlay	\$ -

## CITY OF AOPKA INFORMATION TECHNOLOGY

5110

Information Technology is a support service department for the City and provides the central technology infrastructure for employee communications and computer operations. The department is responsible for the maintenance and enhancement of computer hardware, software, network, voice, radio system, website and social media content.

FISCAL YEAR	CLASSIFICATION	TOTAL COST
2020	ACTUAL	2,890,066
2021	BUDGET	2,893,250
2022	PROPOSED	3,212,316

### GOALS:

- Continue to maintain a 99.99% network uptime while securing the City's information systems, networks and data.
- Increased development and implementation of paperless inter-departmental workflows, migration of core financial applications to the cloud. Retrofit of APD body camera system equipment and backend topologies.
- Maintain network security through consistent and sound IT policies and procedures that include proactive Internet Security Awareness training for our users.
- Information Technology will leverage our current and innovative technologies to deliver integrated information services to our users to access the information they need, when and where they need it.
- Retrofit and modernize the existing legacy Council chambers audio/visual equipment to include multi-camera live streaming and ADA compliancy measures.
- Increase Cybersecurity with Two Factor Authentication, Data Encryption and increased frequency and intensity of user awareness training campaigns and programs.

### PERFORMANCE MEASURES:

	Actual FY 2018	Actual FY 2019	Actual FY 2020	% Change
# of IT Assets supported (computers, printers, servers, access control, network hardware, cameras, storage, WRF HW)	1248	1350	1363	1.0%
# of applications (software) supported in the IT Portfolio	53	57	59	3.5%
# of end-users	502	492	504	2.4%
# of Medium IT projects completed	11	9	9	0.0%
# of work orders/requests completed	3,700	3,050	2,970	-2.6%
# of communication Assets supported (iPads, IP Phones, Cell Phones, Radios)	899	910	925	1.6%

**CITY OF AOPKA  
INFORMATION TECHNOLOGY**

5110

**LINE ITEM DETAIL**

	<u>2020</u>	<u>2021</u>	<u>2022</u>	<u>PERCENT</u>
	<u>ACTUAL</u>	<u>BUDGET</u>	<u>PROPOSED</u>	<u>CHANGE</u>
<b>PERSONNEL COSTS:</b>				
1200 REGULAR SALARIES AND WAGES	530,934	526,929	539,199	2.33%
1210 LONGEVITY PAY	-	1,361	1,746	28.36%
1400 OVERTIME	1,289	15,000	15,000	0.00%
1600 OTHER REIMBURSED ALLOWANCES	480	480	480	0.00%
2100 F.I.C.A.	38,021	41,598	42,567	2.33%
2200 RETIREMENT CONTRIBUTION	92,903	99,510	92,867	-6.68%
2300 LIFE AND HEALTH INSURANCE	84,749	99,447	104,267	4.85%
2400 WORKERS COMPENSATION	374	152	152	0.00%
2500 UNEMPLOYMENT COMPENSATION	-	-	-	-
<b>TOTAL</b>	<b>748,750</b>	<b>784,477</b>	<b>796,278</b>	<b>1.50%</b>
<b>SUPPLIES AND OTHER SERVICES:</b>				
3100 PROFESSIONAL SERVICES	-	-	-	-
3400 OTHER CONTRACTUAL SERVICES	236,852	273,750	284,150	3.80%
4000 TRAVEL & PER DIEM	-	-	-	0.00%
4100 COMMUNICATIONS SERVICES	210,970	231,580	234,080	1.08%
4200 FREIGHT & POSTAGE	231	400	400	0.00%
4400 RENTALS AND LEASES	16,278	2,850	-	-100.00%
4600 REPAIR AND MAINTENANCE	1,221,009	1,386,493	1,427,018	2.92%
4650 VEHICLE MAINTENANCE	1,483	500	500	0.00%
5100 OFFICE SUPPLIES	2,385	3,000	3,000	0.00%
5200 OPERATING SUPPLIES	75,990	43,200	46,390	7.38%
5250 FUEL & GASOLINE	488	300	300	0.00%
5400 BOOKS, PUBLICATIONS & SUBSCRIPTIONS	200	700	700	0.00%
5500 TRAINING	11,816	2,500	2,500	0.00%
<b>TOTAL</b>	<b>1,777,701</b>	<b>1,945,273</b>	<b>1,999,038</b>	<b>2.76%</b>
<b>CAPITAL OUTLAY:</b>				
6300 INFRASTRUCTURE	136,082	23,000	-	-100.00%
6400 EQUIPMENT & MACHINERY	195,998	140,500	219,000	55.87%
6800 INTANGIBLES	31,534	-	198,000	100.00%
<b>TOTAL</b>	<b>363,615</b>	<b>163,500</b>	<b>417,000</b>	<b>155.05%</b>
<b>TOTAL COST</b>	<b>2,890,066</b>	<b>2,893,250</b>	<b>3,212,316</b>	<b>11.03%</b>

**CITY OF AOPKA**  
**INFORMATION TECHNOLOGY**  
5110

**STAFFING ANALYSIS**

**NUMBER OF FULL-TIME/PART-TIME PERSONNEL**

<u>POSITION</u>	<u>2020</u>	<u>2021</u>	<u>2022</u>
INFORMATION TECHNOLOGY DIRECTOR	1	1	1
INFORMATION TECHNOLOGY SUPERVISOR	1	1	1
SYSTEMS ADMINISTRATOR	2	2	2
COMPUTER SUPPORT SPECIALIST	2	2	2
WEB CONTENT & SOCIAL MEDIA ANALYST	1	1	1
<b>TOTAL</b>	<b>6</b>	<b>7</b>	<b>7</b>

**CAPITAL OUTLAY**

**6300 - Infrastructure**

\$ -

**6400 - Equipment**

\$ -

**6800 - Intangibles**

\$ -

**Total Capital Outlay**

\$ -

**CITY OF APOPKA  
FIRE CHIEF  
2110**

The City's Fire Chief Division is responsible for the overall management of the Fire Department and is committed to professional excellence by ensuring the City's Fire Department personnel are motivated and properly trained in emergency response, hazard mitigation, fire safety and life safety education. This division properly manages fire department resources in order to protect lives and property by providing ISO 1 rated service.

FISCAL YEAR	CLASSIFICATION	TOTAL COST
2020	ACTUAL	1,788,423
2021	BUDGET	1,161,638
2022	PROPOSED	1,295,996

**GOALS:**

- Provide a high level of fire prevention and related services commensurate with community expectations through effective administration. Continually assess the ever-changing threats and risks of the community. These risks will be assessed by a constant evaluation of the hazards and vulnerabilities of the community versus the current protective measures. By identifying these threats we can prioritize the education and training of our responders to allow our responders to take proactive approaches when responding to emergencies to reduce the impact to the community.
- Increase positive contact with the businesses and keep up to date with any changes to the City so as to ensure the protection of our citizen's lives and property.
- Improve the safety and welfare of the community by offering a safe environment and public education on fire safety.
- Ensure commercial buildings are inspected twice annually for fire hazards/code violations. Ensure any violation is corrected within 30 days.
- Ensure all fire hydrants are tested once annually to ensure adequate water is available when needed.
- Offer training and certifications to the community such as CPR, Pool Safety, Fire Prevention, home inspection, fire extinguisher training, smoke detector replacement, child car seat inspections, etc.
- Continued maintenance of the ISO 1 Fire Department Accreditation.
- Provide the Orange County Contract area with the equal standard of care of our current city residents.

**PERFORMANCE MEASURES:**

	Actual FY 2018	Actual FY 2019	Actual FY 2020	% Change
Commercial Bld. Fire Inspections	2750	2598	2631	1.27%
Fires in Commercial Buildings	11	6	5	-17%
Citizens trained on Fire Extinguishers	270	300	450	50%
Number of State Fire Inspectors	27	26	26	0.00%
Property % Saved (All Fires)	93.00%	95.00%	96.00%	1.05%

**CITY OF APOPKA**  
**FIRE CHIEF**  
2110

**LINE ITEM DETAIL**

	<u>2020</u> <u>ACTUAL</u>	<u>2021</u> <u>BUDGET</u>	<u>2022</u> <u>PROPOSED</u>	<u>PERCENT</u> <u>CHANGE</u>
<b>PERSONNEL COSTS:</b>				
1200 REGULAR SALARIES AND WAGES	661,232	602,547	681,100	13.04%
1210 LONGEVITY PAY	-	2,232	2,407	7.85%
1225 PROFICIENCY PAY	38,463	40,000	40,000	0.00%
1300 OTHER SALARIES AND WAGES	-	-	-	0.00%
1400 OVERTIME	11	-	-	0.00%
1500 SPECIAL PAY	3,658	4,521	4,521	0.00%
1600 OTHER REIMBURSED ALLOWANCES	2,308	1,920	1,920	0.00%
2100 F.I.C.A.	50,663	49,818	55,841	12.09%
2200 RETIREMENT CONTRIBUTION	770,385	132,095	167,245	26.61%
2300 LIFE AND HEALTH INSURANCE	112,834	153,519	159,845	4.12%
2400 WORKERS COMPENSATION	3,075	5,026	5,057	0.62%
<b>TOTAL</b>	<b>1,642,628</b>	<b>991,678</b>	<b>1,117,936</b>	<b>12.73%</b>
<b>SUPPLIES AND OTHER SERVICES:</b>				
3100 PROFESSIONAL SERVICES	-	-	-	0.00%
4000 TRAVEL & PER DIEM	-	4,200	8,200	0.00%
4100 COMMUNICATIONS	-	-	-	0.00%
4200 FREIGHT & POSTAGE	436	1,800	1,800	0.00%
4300 UTILITIES	101,215	97,500	97,500	0.00%
4400 RENTALS & LEASES	4,845	29,160	29,160	0.00%
4600 REPAIR AND MAINTENANCE	1,505	1,500	1,500	0.00%
4650 VEHICLE MAINTENANCE	2,582	2,500	2,500	0.00%
4700 PRINTING AND BINDING	258	300	1,900	533.33%
4,851 FIRE SUMMER CAMP EXPENSE	-	-	-	-
5100 OFFICE SUPPLIES	3,527	6,000	6,000	0.00%
5200 OPERATING SUPPLIES	18,459	20,000	22,500	12.50%
5210 FALL BBQ - SPECIAL EVENT	-	-	-	-
5250 FUEL & GASOLINE	3,905	4,000	4,000	0.00%
5400 BOOKS, PUBS, SUBS & MEMBERSHIPS	750	3,000	3,000	0.00%
8201 DONATIONS	8,315	-	-	0.00%
<b>TOTAL</b>	<b>145,796</b>	<b>169,960</b>	<b>178,060</b>	<b>4.77%</b>
<b>CAPITAL OUTLAY:</b>				
6200 BUILDINGS	-	-	-	0.00%
6300 IMPROV OTHER THAN BUILDING	-	-	-	0.00%
6400 EQUIPMENT	-	-	-	0.00%
<b>TOTAL</b>	<b>-</b>	<b>-</b>	<b>-</b>	<b>0.00%</b>
<b>TOTAL COST</b>	<b>1,788,423</b>	<b>1,161,638</b>	<b>1,295,996</b>	<b>11.57%</b>

**CITY OF AOPKA**  
**FIRE CHIEF**  
2110

**STAFFING ANALYSIS**

**NUMBER OF FULL-TIME/PART-TIME PERSONNEL**

<u>POSITION</u>	<u>2020</u>	<u>2021</u>	<u>2022</u>
FIRE CHIEF	1	1	1
DEPUTY CHIEF	1	1	0
DIVISION CHIEF	2	3	3
ADMIN ASST TO THE FIRE CHIEF	1	1	1
FIRE CAPTAIN / EMS COORDINATOR	1	0	0
FIRE LIEUTENANT	1	1	1
RECEPTIONIST	0	1	1
SECRETARY II	1	0	0
QUALITY ASSURANCE SPECIALIST	0	0	1
<b>TOTAL</b>	<b>8</b>	<b>8</b>	<b>8</b>

**CAPITAL OUTLAY**

6200 - Building	\$ -
6300 - Infrastructure	\$ -
6400 - Equipment	\$ -
<b>Total Capital Outlay</b>	<b>\$ -</b>

**CITY OF APOPKA**  
**FIRE SUPPRESSION**  
2120

The Fire Suppression Division responds to fires and other such disasters with the most highly trained and equipped firefighters available. The division functions with the goal of reducing such events through proper planning, the use of current prevention and education techniques, fire safety inspections for businesses and regular fire hydrant maintenance programs. The Fire Suppression Division has the responsibility of protecting the public from fire as well as other types of emergencies.

FISCAL YEAR	CLASSIFICATION	TOTAL COST
2020	ACTUAL	3,978,310
2021	BUDGET	3,308,432
2022	PROPOSED	4,870,031

**GOALS:**

- Provide rapid responses to all emergencies consistent with established ISO standards and the community's needs.
- Ensure that equal fire protection and emergency services are provided to all areas of the City by evaluating growth and establishing fire stations to provide services consistent with current standards.
- Ensure first-due apparatus arrive within the established ISO standard (5 1/2 min) to at least 90% of incidents.
- Ensure all second-due apparatus arrive within the ISO standard (9 1/2 min) to at least 90% of incidents.
- Ensure area and street knowledge by providing monthly driver training hours and street based tests.
- Establish a succession/step plan to identify benchmark certifications for all ranks. Provide training opportunities
- Employ and retain qualified and diverse firefighters while maintaining legacy commitments to the community and the department.
  - Maintain a Volunteer Firefighter program allowing for the development of skills to become professional firefighters.
- Ensure 100% of the ISO required training is met each month.

**PERFORMANCE MEASURES:**

	Actual FY 2018	Actual FY 2019	Actual FY 2020	% Change
Number of Hydrants Flow Tested	1839	1935	1980	2.33%
Number of State Fire Inspectors	16	24	35	45.83%
Number of State Certified Fire Officers	8	11	12	9.09%
% meeting ISO Training hours	60	56	58	3.57%
Citizens trained on Fire Extinguishers	100%	100%	100%	0.00%

# CITY OF APOPKA FIRE SUPPRESSION

2120

## LINE ITEM DETAIL

	2020 ACTUAL	2021 BUDGET	2022 PROPOSED	PERCENT CHANGE
<b>PERSONNEL COSTS:</b>				
1200 REGULAR SALARIES AND WAGES	1,966,378	1,775,204	2,281,113	28.50%
1210 LONGEVITY PAY	12,166	6,071	7,310	20.41%
1225 PROFICIENCY PAY	-	-	-	0.00%
1300 OTHER SALARIES AND WAGES	10,546	-	-	0.00%
1400 OVERTIME	124,603	75,000	75,000	0.00%
1500 SPECIAL PAY	2,912	3,500	4,600	31.42%
2100 F.I.C.A.	155,653	142,273	181,154	27.33%
2200 RETIREMENT CONTRIBUTION	362,130	350,774	548,604	56.40%
2300 LIFE AND HEALTH INSURANCE	330,824	352,783	471,923	33.77%
2400 WORKERS COMPENSATION	8,950	30,729	30,729	0.00%
<b>TOTAL</b>	<b>2,974,162</b>	<b>2,736,332</b>	<b>3,600,431</b>	<b>31.58%</b>
<b>SUPPLIES AND OTHER SERVICES:</b>				
3400 OTHER CONTRACTUAL SERVICES		-	-	0.00%
4000 TRAVEL & PER DIEM	1,411	2,000	2,000	0.00%
4100 COMMUNICATIONS	-	-	-	0.00%
4200 FREIGHT & POSTAGE	1,040	-	-	#DIV/0!
4400 RENTALS & LEASES	18,868	-	-	#DIV/0!
4600 REPAIR AND MAINTENANCE	38,496	69,000	85,000	23.19%
4650 VEHICLE MAINTENANCE	112,100	105,000	105,000	0.00%
4700 PRINTING AND BINDING	-	-	-	0.00%
4800 PROMOTIONAL ADVERTISING	-	-	-	0.00%
4850 PUBLIC RELATIONS	11,498	35,000	38,000	8.57%
4902 LEGAL ADVERTISING	-	-	-	0.00%
5200 OPERATING SUPPLIES	184,728	189,100	280,200	48.18%
5250 FUEL & GASOLINE	40,932	40,000	40,000	0.00%
5400 BOOKS, PUBS, SUBS & MEMBERSHIPS	80	3,500	6,500	85.71%
5500 TRAINING	400	2,000	17,000	750.00%
8200 DONATIONS		-	-	0.00%
<b>TOTAL</b>	<b>409,554</b>	<b>445,600</b>	<b>573,700</b>	<b>28.75%</b>
<b>CAPITAL OUTLAY:</b>				
6200 BUILDINGS				0.00%
6300 IMPROV OTHER THAN BUILDING		-	-	0.00%
6400 EQUIPMENT	594,594	126,500	695,900	450.12%
<b>TOTAL</b>	<b>594,594</b>	<b>126,500</b>	<b>695,900</b>	<b>450.12%</b>
<b>TOTAL COST</b>	<b>3,978,310</b>	<b>3,308,432</b>	<b>4,870,031</b>	<b>47.20%</b>

**CITY OF APOPKA  
FIRE SUPPRESSION  
2120**

**STAFFING ANALYSIS**

**NUMBER OF FULL-TIME/PART-TIME PERSONNEL**

<u>POSITION</u>	<u>2020</u>	<u>2021</u>	<u>2022</u>
ENGINEER	5	6	6
FIREFIGHTER	29	23	32
<b>TOTAL</b>	<b>34</b>	<b>29</b>	<b>38</b>

**CAPITAL OUTLAY**

6200 - Buildings		\$ -
	Total Building	\$ -
6400 - Equipment		
	Total Equipment	\$ -
<b>Total Capital Outlay</b>		<b>\$ -</b>

**CITY OF AOPKA  
EMERGENCY MEDICAL SERVICES**

2130

The Emergency Medical Services Division aims to provide the most exceptional, advanced life support ambulance service available. The EMS Division responds to our community's emergencies in a safe, timely manner. We will serve our citizens and visitors with compassion and empathy, focusing on the care of the community and quality service. Our mission is to serve our community with integrity, empathy, professionalism, and pride. We are committed to decreasing death and disability through evidence-based practice, effective response, and dedication to preparedness.

FISCAL YEAR	CLASSIFICATION	TOTAL COST
2020	ACTUAL	8,227,372
2021	BUDGET	9,475,622
2022	PROPOSED	9,076,870

**GOALS:**

- Develop an EMS culture that emphasizes safety for patients, providers, and the community. Become recognized as a national leader for pre-hospital care by continued dedication to pre-hospital research. It is focusing on adaptability and innovative processes while controlling system efficiency and sustainability.
- Enhance health data collection, analysis of system performance, and outcomes. Develop quality improvement programs to produce a high-performance patient-centric EMS system providing unparalleled service to our citizens and visitors.
- Review existing Health and Safety Plan policies and procedures to identify opportunities to reduce, reuse, or repurpose PPE and develop contingency/crisis plans for COVID-19. Employee training to ensure proper implementation of preservation strategies. Development of a comprehensive strategy for EMS to facilitate resiliency and responsiveness to the threats posed by COVID-19.
- Ensure our accrediting renewal with the State of Florida Department of Health Bureau of Emergency Medical Oversight's, Advanced Life Support License for the Apopka Fire Department.
- Ensure the completion of the new ambulance and the additional ambulance coming this next budget year. The department is presently in a 4-year replacement schedule of aging ambulances.
- Participate in the PEMENT cost reporting program. Provide client management statistics to the City leaders, revenue optimization, and technology increasing revenue opportunities. Establish charge related policies based on factual data at the year-end review to City leaders.
- Implement the new HIPAA Privacy program for ensuring privacy policy to protect the integrity of PHI enforcement.
- Implement the new Compliance program to measure and manage the risk within the state adequately and federal regulatory framework.

**PERFORMANCE MEASURES:**

	Actual FY 2018	Actual FY 2019	Actual FY 2020	% Change
EMS Patients Treated	8,045	7,447	7,500	0.7%
Total Paramedics	74	64	70	9.4%
Total Ambulances	12	12	12	0.0%
ROSC Outcomes %	34%	34%	38%	11.0%
EMS Classes taught	27	28	35	25.0%

# CITY OF APOPKA EMERGENCY MEDICAL SERVICES

2130

## LINE ITEM DETAIL

	2020 ACTUAL	2021 BUDGET	2022 PROPOSED	PERCENT CHANGE
<b>PERSONNEL COSTS:</b>				
1200 REGULAR SALARIES AND WAGES	4,536,413	5,154,214	4,782,592	-7.21%
1210 LONGEVITY PAY	49,441	17,040	17,226	1.09%
1225 PROFICIENCY PAY	522,780	584,504	512,504	-12.32%
1400 OVERTIME	402,825	185,000	185,000	0.00%
1500 SPECIAL PAY	28,677	32,681	29,541	-9.61%
1600 OTHER REIMBURSED ALLOWANCES	-	480	480	0.00%
2100 F.I.C.A.	402,699	457,005	422,842	-7.48%
2200 RETIREMENT CONTRIBUTION	949,008	1,145,921	1,270,334	10.86%
2300 LIFE AND HEALTH INSURANCE	708,932	954,030	888,465	-6.87%
2400 WORKERS COMPENSATION	23,452	53,152	16,107	-69.70%
<b>TOTAL</b>	<b>7,624,226</b>	<b>8,584,027</b>	<b>8,125,090</b>	<b>-5.35%</b>
<b>SUPPLIES AND OTHER SERVICES:</b>				
3400 CONTRACTUAL SERVICES	42,957	50,778	86,309	69.97%
4000 TRAVEL & PER DIEM	2,864	-	-	#DIV/0!
4200 FREIGHT & POSTAGE	-	-	-	0.00%
4400 RENTAL & LEASES	15,935	14,500	15,225	5.00%
4600 REPAIR AND MAINTENANCE	5,065	25,000	26,250	5.00%
4650 VEHICLE MAINTENANCE	31,010	38,587	38,587	0.00%
4700 PRINTING AND BINDING	159	-	1,500	#DIV/0!
4950 EMS BILLING EXPENSES	71,303	86,500	86,500	0.00%
5100 OFFICE SUPPLIES	1,500	-	-	#DIV/0!
5200 OPERATING SUPPLIES	222,595	215,000	256,000	19.07%
5250 FUEL & GASOLINE	33,264	40,000	40,000	0.00%
5400 BOOKS, PUBLICATIONS, SUBSCRIPTIONS	1,133	1,600	1,500	0.00%
5500 TRAINING	20,424	28,800	43,800	52.08%
<b>TOTAL</b>	<b>448,210</b>	<b>500,765</b>	<b>595,671</b>	<b>18.95%</b>
<b>CAPITAL OUTLAY:</b>				
6200 BUILDINGS	-	-	-	0.00%
6300 IMPROV OTHER THAN BUILDING	-	17,000	-	0.00%
6400 EQUIPMENT	154,937	373,830	356,109	-4.74%
<b>TOTAL</b>	<b>154,937</b>	<b>390,830</b>	<b>356,109</b>	<b>-8.88%</b>
<b>TRANSFERS:</b>				
9300 TRANSFER TO GRANT FUND	-	-	-	0.00%
<b>TOTAL</b>	<b>-</b>	<b>-</b>	<b>-</b>	<b>0.00%</b>
<b>TOTAL COST</b>	<b>8,227,372</b>	<b>9,475,622</b>	<b>9,076,870</b>	<b>-4.21%</b>

**CITY OF AOPKA**  
**EMERGENCY MEDICAL SERVICES**  
2130

**STAFFING ANALYSIS**

**NUMBER OF FULL-TIME/PART-TIME PERSONNEL**

<u>POSITION</u>	<u>2020</u>	<u>2021</u>	<u>2022</u>
DISTRICT CHIEF	3	3	3
LIEUTENANT	18	21	21
ENGINEER	13	15	15
FIREFIGHTER	34	34	25
<b>TOTAL</b>	<b>68</b>	<b>73</b>	<b>64</b>

**CAPITAL OUTLAY**

6200 - Buildings	Total Building	\$ -
6400 - Equipment	Total Equipment	\$ -
<b>Total Capital Outlay</b>		<b>\$ -</b>

**CITY OF APOPKA**  
**POLICE CHIEF**  
2210

The Apopka Police Department and its individual members will, without favor or prejudice, work cooperatively with the public to provide a safe community and strive to heighten the quality of life for all its citizens. The Police Chief's Office is responsible for police administration, patrol and investigations.

FISCAL YEAR	CLASSIFICATION	TOTAL COST
2020	ACTUAL	1,571,898
2021	BUDGET	788,472
2022	PROPOSED	1,019,988

**GOALS:**

- Maintain and update current practices to ensure compliance with accreditation standards in order to be prepared for the re-
- To foster a professional work atmosphere that encourages professional development of the members, highlights employee excellence, and attracts and preserves a qualified diverse workforce.
- Keep the community informed of crime trends, department accomplishments, and press releases.
- Equip members with tools necessary to perform their duties in a safe and efficient manner.

**PERFORMANCE MEASURES:**

	Actual FY 2018	Actual FY 2019	Actual FY 2020	%age Change
Code Enforcement Cases	551	491	548	11.6%
In-House Contact Training Hours	4,928	3,456	5308	53.6%
Outside Courses Attended	151	130	145	11.5%

**CITY OF APOPKA  
POLICE CHIEF**

2210

**LINE ITEM DETAIL**

	<u>2020</u>	<u>2021</u>	<u>2022</u>	<u>PERCENT</u>
	<u>ACTUAL</u>	<u>BUDGET</u>	<u>PROPOSED</u>	<u>CHANGE</u>
<b>PERSONNEL COSTS:</b>				
1200 REGULAR SALARIES AND WAGES	298,191	406,535	556,762	36.95%
1210 LONGEVITY PAY	-	1,301	1,742	33.93%
1225 PROFICIENCY PAY	500	500	500	0.00%
1400 OVERTIME	3,976	500	6,000	1100.00%
1500 SPECIAL PAY	3,120	6,240	6,240	0.00%
1600 OTHER REIMBURSED ALLOWANCES	249	480	960	99.99%
2100 F.I.C.A.	21,471	31,790	43,774	37.70%
2200 RETIREMENT CONTRIBUTION	1,067,947	99,092	148,820	50.18%
2300 LIFE AND HEALTH INSURANCE	43,284	86,381	96,237	11.41%
2400 WORKERS COMPENSATION	1,002	954	954	0.00%
<b>TOTAL</b>	<b>1,439,742</b>	<b>633,772</b>	<b>861,988</b>	<b>36.01%</b>
<b>SUPPLIES AND OTHER SERVICES:</b>				
3100 PROFESSIONAL SERVICES	6,763	17,600	17,600	0.00%
3400 OTHER CONTRACTUAL SERVICES		-	-	0.00%
4000 TRAVEL & PER DIEM		11,500	12,500	8.70%
4200 FREIGHT & POSTAGE	3,072	10,000	10,000	0.00%
4300 UTILITIES	59,793	50,000	50,000	0.00%
4600 REPAIR AND MAINTENANCE	1,641	26,800	26,800	0.00%
4650 VEHICLE MAINTENANCE	1,834	7,000	7,000	0.00%
4700 PRINTING AND BINDING	1,750	1,750	1,750	0.00%
4900 OTHER CHARGES	-	2,000	2,000	0.00%
4902 LEGAL ADVERTISING	93	1,000	1,000	0.00%
5100 OFFICE SUPPLIES	653	3,250	3,250	0.00%
5200 OPERATING SUPPLIES	4,866	9,600	10,400	8.33%
5202 OPERATING - GRANTS	12,332	-		0.00%
5250 FUEL & GASOLINE	2,559	8,500	8,500	0.00%
5400 BOOKS, PUBS, SUBS & MEMBERSHIPS	3,440	4,200	5,200	23.81%
5500 TRAINING	1,415	1,500	2,000	33.33%
<b>TOTAL</b>	<b>100,210</b>	<b>154,700</b>	<b>158,000</b>	<b>2.13%</b>
<b>CAPITAL OUTLAY:</b>				
6200 BUILDINGS		-	-	0.00%
6300 IMPROV OTHER THAN BUILDING		-	-	0.00%
6400 EQUIPMENT	3,750		-	0.00%
6402 EQUIPMENT - GRANTS				
6500 CONSTRUCTION IN PROGRESS	28,196			
6800 INTANGIBLES		-	-	0.00%
<b>TOTAL</b>	<b>31,946</b>	<b>-</b>	<b>-</b>	<b>0.00%</b>
<b>TOTAL COST</b>	<b>1,571,898</b>	<b>788,472</b>	<b>1,019,988</b>	<b>29.36%</b>

**CITY OF APOPKA**  
**POLICE CHIEF**  
 2210

**STAFFING ANALYSIS**

**NUMBER OF FULL-TIME/PART-TIME PERSONNEL**

<u>POSITION</u>	<u>2020</u>	<u>2021</u>	<u>2022</u>
POLICE CHIEF	1	1	1
DEPUTY POLICE CHIEF	1	1	1
ADMIN ASST TO THE POLICE CHIEF	1	1	1
POLICE LIEUTENANT	0	1	1
POLICE OFFICER	1	1	1
<b>TOTAL</b>	<b>4</b>	<b>5</b>	<b>5</b>

**CAPITAL OUTLAY**

6200 - Buildings	\$ -
6400 - Equipment	
Total Equipment	\$ -
<b>Total Capital Outlay</b>	<b>\$ -</b>

**CITY OF APOPKA**  
**POLICE FIELD SERVICES**  
2220

The Apopka Police Department and its individual members will, without favor or prejudice, provide the citizens with a safe community. This division is responsible for the day-to-day enforcement of all state and local laws for the protection of lives and property.

FISCAL YEAR	CLASSIFICATION	TOTAL COST
2020	ACTUAL	6,851,756
2021	BUDGET	8,395,354
2022	PROPOSED	9,481,771

**GOALS:**

- Develop and encourage the use of officer level discretionary decision making in using alternative/educational responses to traditional forms of enforcement.
- Conduct initial investigations into reported crimes: documenting the results.
- Conduct highly visible preventative patrols through the use of crime analytics to ensure our resources are being utilized effectively.
- Conduct traffic stops to ensure compliance with local and state traffic laws.
- Research and implement emerging and existing advanced technologies in order to enhance creative patrol techniques and criminal apprehension efforts

**PERFORMANCE MEASURES:**

	Actual FY 2018	Actual FY 2019	Actual FY 2020	% Change
Total # of sworn officers	108	112	112	0.00%
# of officers assigned to Traffic	4	4	4	0.00%
# of calls/responses	71334	80092	83171	3.84%
# traffic citations	2506	2327	2460	5.72%
DUI Arrests	44	62	88	41.94%
# of arrests	1321	997	967	-3.01%

**CITY OF AOPKA  
POLICE FIELD SERVICES**

2220

**LINE ITEM DETAIL**

	<u>2020</u>	<u>2021</u>	<u>2022</u>	<u>PERCENT</u>	
	<u>ACTUAL</u>	<u>BUDGET</u>	<u>PROPOSED</u>	<u>CHANGE</u>	
<b>PERSONNEL COSTS:</b>					
1200	REGULAR SALARIES AND WAGES	4,038,175	4,592,080	4,718,576	2.75%
1210	LONGEVITY PAY	7,363	14,121	14,604	3.42%
1225	PROFICIENCY PAY	18,163	47,003	17,002	-63.83%
1400	OVERTIME	200,789	190,000	190,000	0.00%
1500	SPECIAL PAY	43,514	48,881	59,682	22.10%
1600	OTHER REIMBURSED ALLOWANCES	980	1,460	10,460	616.35%
2100	F.I.C.A.	313,891	359,821	368,755	2.48%
2200	RETIREMENT CONTRIBUTION	1,004,934	1,179,616	1,337,827	13.41%
2300	LIFE AND HEALTH INSURANCE	624,871	815,571	949,893	16.47%
2400	WORKERS COMPENSATION	13,324	33,099	28,472	-13.98%
			-	0.00%	
<b>TOTAL</b>		<b>6,266,004</b>	<b>7,281,654</b>	<b>7,695,271</b>	<b>5.68%</b>
<b>SUPPLIES AND OTHER SERVICES:</b>					
3100	PROFESSIONAL SERVICES	6,081	14,400	19,650	36.46%
3400	OTHER CONTRACTUAL SERVICES	2,778	3,200	3,200	0.00%
4000	TRAVEL & PER DIEM	2,512	8,500	8,500	0.00%
4100	COMMUNICATIONS	3,495	3,500	3,500	0.00%
4200	FREIGHT & POSTAGE SERVICES		-	-	0.00%
4400	RENTAL & LEASES	7,896	13,500	-	0.00%
4600	REPAIR AND MAINTENANCE	39,924	69,550	72,050	3.59%
4650	VEHICLE MAINTENANCE	93,180	120,000	120,000	0.00%
4700	PRINTING AND BINDING	3,717	5,000	8,000	60.00%
5100	OFFICE SUPPLIES	4,995	10,750	10,750	0.00%
5200	OPERATING SUPPLIES	198,126	254,800	455,350	78.71%
5250	FUEL & GASOLINE	131,997	192,000	192,000	0.00%
5400	BOOKS, PUBS, SUBS & MEMBERSHIPS	300	3,000	3,000	0.00%
5450	POLICE-SPECIAL EDUCATION		-	-	0.00%
5500	TRAINING	9,957	15,500	28,500	0.00%
<b>TOTAL</b>		<b>504,958</b>	<b>713,700</b>	<b>924,500</b>	<b>29.54%</b>
<b>CAPITAL OUTLAY:</b>					
6300	IMPROV OTHER THAN BUILDING				0.00%
6400	EQUIPMENT	3,648	400,000	862,000	115.50%
6500	CONSTRUCTION IN PROGRESS	77,147			
6,800	INTANGIBLES				
<b>TOTAL</b>		<b>80,794</b>	<b>400,000</b>	<b>862,000</b>	<b>115.50%</b>
9300	CITY MATCH TRANSFER OUT		-		0.00%
<b>TOTAL COST</b>		<b>6,851,756</b>	<b>8,395,354</b>	<b>9,481,771</b>	<b>12.94%</b>

**CITY OF APOPKA**  
**POLICE FIELD SERVICES**  
 2220

**STAFFING ANALYSIS**

**NUMBER OF FULL-TIME/PART-TIME PERSONNEL**

<u>POSITION</u>	<u>2020</u>	<u>2021</u>	<u>2022</u>
POLICE CAPTAIN	1	1	1
POLICE LIEUTENANT	4	5	4
POLICE SARGEANT	8	8	8
POLICE LEAD OFFICER	6	6	6
POLICE OFFICER	47	54	55
<b>TOTAL</b>	<b>66</b>	<b>74</b>	<b>74</b>

**CAPITAL OUTLAY**

6200 - Building	\$ -
6400 - Equipment	
Total Equipment	\$ -
<b>Total Capital Outlay</b>	<b>\$ -</b>

**CITY OF AOPKA**  
**POLICE SUPPORT SERVICES**  
2230

The Apopka Police Department and its individual members will, without favor or prejudice, provide the citizens with a safe community. This division is responsible for investigating major crimes against persons and/or property in addition to handling narcotic investigations.

FISCAL YEAR	CLASSIFICATION	TOTAL COST
2020	ACTUAL	4,963,327
2021	BUDGET	5,564,912
2022	PROPOSED	6,208,668

**GOALS:**

- Utilize Investigative Services to conduct thorough investigations on all assigned cases.
- Provide thorough crime scene documentation and processing, to include the collection and submitting of evidence.
- Assist agency personnel in identifying crime trends and patterns through crime analytics.
- Provide supplemental police services utilizing specialty units such as K-9 and School Resource Officer to enhance the agencies quality of service to the community.
- Maintain records documenting the delivery of police services and the reporting of crime.

**PERFORMANCE MEASURES:**

	Actual FY 2018	Actual FY 2019	Actual FY 2020	% Change
Violent Offenses	200	219	231	5.5%
Property Offenses	1851	1615	1236	-23.5%
Domestic Violence Offenses	372	378	430	13.8%
Cases Assigned to CID	1075	977	901	-7.8%

**CITY OF AOPKA  
POLICE SUPPORT SERVICES**

2230

**LINE ITEM DETAIL**

	<u>2020</u>	<u>2021</u>	<u>2022</u>	<u>PERCENT</u>	
	<u>ACTUAL</u>	<u>BUDGET</u>	<u>PROPOSED</u>	<u>CHANGE</u>	
<b>PERSONNEL COSTS:</b>					
1200	REGULAR SALARIES AND WAGES	3,036,512	3,221,570	3,572,526	10.89%
1210	LONGEVITY PAY	9,293	12,880	14,073	9.26%
1225	PROFICIENCY PAY	13,506	14,004	15,004	7.14%
1400	OVERTIME	163,240	145,000	145,000	0.00%
1500	SPECIAL PAY	33,616	29,408	29,648	0.82%
1600	OTHER REIMBURSED ALLOWANCES	9,325	19,741	21,181	7.29%
2100	F.I.C.A.	233,138	263,359	290,504	10.31%
2200	RETIREMENT CONTRIBUTION	691,495	823,954	977,660	18.65%
2300	LIFE AND HEALTH INSURANCE	480,137	567,864	651,097	14.66%
2400	WORKERS COMPENSATION	10,609	17,082	7,776	-54.48%
<b>TOTAL</b>		<b>4,680,871</b>	<b>5,114,862</b>	<b>5,724,468</b>	<b>11.92%</b>
<b>SUPPLIES AND OTHER SERVICES:</b>					
3100	PROFESSIONAL SERVICES	5,874	13,400	13,400	0.00%
4000	TRAVEL & PER DIEM	689	7,750	7,750	0.00%
4100	COMMUNICATIONS	3,790	10,000	10,000	0.00%
4200	FREIGHT & POSTAGE SERVICES				
4400	RENTAL & LEASES	13,400	17,500	17,500	0.00%
4600	REPAIR AND MAINTENANCE	25,880	44,750	43,600	-2.57%
4650	VEHICLE MAINTENANCE	53,908	50,000	50,000	0.00%
4700	PRINTING AND BINDING	-	4,000	5,000	25.00%
4902	LEGAL ADVERTISING	56	500	500	0.00%
5100	OFFICE SUPPLIES	1,662	6,000	6,000	0.00%
5200	OPERATING SUPPLIES	25,368	63,750	65,750	3.14%
5250	FUEL & GASOLINE	50,097	63,000	75,000	19.05%
5400	BOOKS, PUBS, SUBS & MEMBERSHIPS	930	2,700	2,700	0.00%
5500	TRAINING	8,869	14,700	17,500	19.05%
<b>TOTAL</b>		<b>190,523</b>	<b>298,050</b>	<b>314,700</b>	<b>5.59%</b>
<b>CAPITAL OUTLAY:</b>					
6300	IMPROV OTHER THAN BUILDING	-	-	-	0.00%
6400	EQUIPMENT	12,370	152,000	169,500	11.51%
6500	CONSTRUCTION IN PROGRESS	79,563	-	-	0.00%
<b>TOTAL</b>		<b>91,933</b>	<b>152,000</b>	<b>169,500</b>	<b>11.51%</b>
<b>TRANSFERS:</b>					
9150	Transfer to Grant Fund (City Match BPV)	-	-		0.00%
<b>TOTAL COST</b>		<b>4,963,327</b>	<b>5,564,912</b>	<b>6,208,668</b>	<b>11.57%</b>

**CITY OF APOPKA**  
**POLICE SUPPORT SERVICES**  
 2230

**STAFFING ANALYSIS**

**NUMBER OF FULL-TIME/PART-TIME PERSONNEL**

<u>POSITION</u>	<u>2020</u>	<u>2021</u>	<u>2022</u>
POLICE CAPTAIN	1	1	1
POLICE SARGEANT	4	4	4
POLICE OFFICER	29	27	26
POLICE OFFICER LEAD	1	1	1
POLICE LIEUTENANT	3	1	2
CRIME ANALYST	1	1	1
PROPERTY AND EVIDENCE TECH	2	2	2
FORENSIC SCIENCE TECH	1	1	1
TRAFFIC INFRACTION OFFICER	1	0	0
COMMUNITY SERVICES OFFICER	0	1	1
RECORDS SUPERVISOR	1	1	1
RECORDS CLERK	3	3	3
CODE ENFORCEMENT OFFICER	2	2	3
CODE ENFORCEMENT SECRETARY	1	1	1
SECRETARY II	1	1	1
<b>TOTAL</b>	<b>51</b>	<b>47</b>	<b>48</b>

**CAPITAL OUTLAY**

<b>6200 - Building -</b>	\$ -
<b>6400 - Equipment -</b>	
	<hr/>
	\$ -
<b>Total Capital Outlay</b>	<b>\$ -</b>

**CITY OF APOPKA**  
**CROSSING GUARDS**  
 2235

The Apopka Police Department and its individual members will, without favor or prejudice, provide the citizens with a safe community. This division is responsible for caring for the safety of children at street and other crossings.

FISCAL YEAR	CLASSIFICATION	TOTAL COST
2020	ACTUAL	106,165
2021	BUDGET	166,699
2022	PROPOSED	166,699

**GOALS:**

- Promote the use of bicycle helmets for safety.
- Educate children regarding the use of crosswalks when jaywalking is observed.
- Promptly report criminal activity or dangerous traffic conditions to communications center for law enforcement response.
- Report student misconduct to appropriate SRO so that school administration can assist in correcting the misbehavior.

**PERFORMANCE MEASURES:**

	Actual FY 2018	Actual FY 2019	Actual FY 2020	% Change
# of Crossing Guards	13	13	13	0%

**CITY OF AOPKA**  
**CROSSING GUARDS**  
2235

**LINE ITEM DETAIL**

	<u>2020</u>	<u>2021</u>	<u>2022</u>	<u>PERCENT</u>
	<u>ACTUAL</u>	<u>BUDGET</u>	<u>PROPOSED</u>	<u>CHANGE</u>
<b>PERSONNEL COSTS:</b>				
1200 REGULAR SALERIES AND WAGES		-	-	0.00%
1210 LONGEVITY PAY		-	-	0.00%
1300 OTHER SALARIES AND WAGES	96,031	146,467	146,467	0.00%
2100 F.I.C.A.	7,346	11,205	11,205	0.00%
2400 WORKERS COMPENSATION	422	6,527	6,527	0.00%
<b>TOTAL</b>	<b>103,800</b>	<b>164,199</b>	<b>164,199</b>	<b>0.00%</b>
<b>SUPPLIES AND OTHER SERVICES:</b>				
4500 LIABILITY & CASUALTY INSURANCE	-	-	-	0.00%
5200 OPERATING SUPPLIES	2,365	2,500	2,500	0.00%
<b>TOTAL</b>	<b>2,365</b>	<b>2,500</b>	<b>2,500</b>	<b>0.00%</b>
<b>TOTAL COST</b>	<b>106,165</b>	<b>166,699</b>	<b>166,699</b>	<b>0.00%</b>

**CITY OF APOPKA**  
**CROSSING GUARDS**  
 2235

**STAFFING ANALYSIS**

**NUMBER OF FULL-TIME/PART-TIME PERSONNEL**

<u>POSITION</u>	<u>2020</u>	<u>2021</u>	<u>2022</u>
SEASONAL CROSSING GUARDS	13	13	14
<b>TOTAL</b>	<b>13</b>	<b>13</b>	<b>14</b>

**CAPITAL OUTLAY**

6200 - Building	\$ -
6400 - Equipment	\$ -
Total Capital Outlay	\$ -

**CITY OF APOPKA**  
**DISPATCH**  
2250

The Dispatch Division provides efficient, effective and courteous 9-1-1 call processing, emergency and non-emergency dispatch services and radio support to the citizens of Apopka and contract communities. The Dispatch Division is responsible for answering 9-1-1 phone calls, determine the type of assistance needed and dispatched the appropriate resources.

FISCAL YEAR	CLASSIFICATION	TOTAL COST
2020	ACTUAL	2,108,170
2021	BUDGET	2,166,997
2022	PROPOSED	2,381,101

**GOALS:**

- Answer all 911 calls within 10 seconds 98% of the time.
- Assist all callers contacting the dispatch center requiring Fire, EMS and Police assistance.
- Efficient querying and collection of event details from callers while offering pertinent instructions and assistance, maintaining a calm demeanor and ensuring the proper resources are dispatched.
- Adherence to approved policies and procedures through feedback provided in Quality Assurance Programs
- Provide law enforcement and fire first responders with essential information to ensure their safety and the safety of our citizens.
- Utilize enhanced technology to improve the dispatch functions, phone answering times and responsiveness to callers requests and emergencies.
- Continued compliance in areas required by FDLE and the National Academy of Emergency Medical Dispatch
- Staffing levels to exceed minimum requirements

**PERFORMANCE MEASURES:**

	Actual FY 2018	Actual FY 2019	Actual FY 2020	% Change
Total # of 911 calls received	57,303	56,213	56,341	-1.1%
Total # of non-emergency calls	135,673	129,017	122,100	-5.4%
# of calls dispatched to Fire Dept.	10,787	10,251	10,224	-0.3%
# of calls dispatched to Police Dept.	120,649	127,256	127,796	0.4%
# of hours training/employee	40	40	40	0.0%

**CITY OF AOPKA**  
**DISPATCH**  
2250

**LINE ITEM DETAIL**

	<u>2020</u>	<u>2021</u>	<u>2022</u>	<u>PERCENT</u>
	<u>ACTUAL</u>	<u>BUDGET</u>	<u>PROPOSED</u>	<u>CHANGE</u>
<b>PERSONNEL COSTS:</b>				
1200 REGULAR SALARIES AND WAGES	1,118,845	1,338,054	1,417,512	5.94%
1210 LONGEVITY PAY	-	4,067	4,012	-1.34%
1225 PROFICIENCY PAY	606		5,000	
1300 OTHER SALARIES AND WAGES	957	-	-	0.00%
1400 OVERTIME	316,677	45,000	45,000	0.00%
1500 SPECIAL PAY		-	-	0.00%
1600 OTHER REIMBURSED ALLOWANCES	480	480	480	0.00%
2100 F.I.C.A.	104,235	106,457	112,608	5.78%
2200 RETIREMENT CONTRIBUTION	250,545	251,147	245,678	-2.18%
2300 LIFE AND HEALTH INSURANCE	226,269	310,387	378,505	21.95%
2400 WORKERS COMPENSATION	991	455	455	0.00%
				0.00%
<b>TOTAL</b>	<b>2,019,604</b>	<b>2,056,047</b>	<b>2,209,251</b>	<b>7.45%</b>
<b>SUPPLIES AND OTHER SERVICES:</b>				
3100 PROFESSIONAL SERVICES	2,135	4,250	4,250	0.00%
3400 OTHER CONTRACTUAL SERVICES	-	3,500	5,500	57.14%
4000 TRAVEL & PER DIEM	-	3,400	3,400	0.00%
4100 COMMUNICATIONS	16,814	14,500	14,500	0.00%
4300 UTILITY SERVICES	33,627	36,500	36,500	0.00%
4600 REPAIR AND MAINTENANCE	22,118	28,700	15,700	-45.30%
5100 OFFICE SUPPLIES	1,752	7,000	7,000	0.00%
5200 OPERATING SUPPLIES	11,190	5,000	6,500	30.00%
5400 BOOKS, PUBLS, SUBS & MEMBERSHIPS	830	2,600	2,600	0.00%
5500 TRAINING	100	5,500	15,900	189.09%
<b>TOTAL</b>	<b>88,566</b>	<b>110,950</b>	<b>111,850</b>	<b>0.81%</b>
<b>CAPITAL OUTLAY:</b>				
6300 IMPROV OTHER THAN BUILDING	-	-	-	0.00%
6400 EQUIPMENT	-	-	60,000	0.00%
<b>TOTAL</b>	<b>-</b>	<b>-</b>	<b>60,000</b>	<b>0.00%</b>
<b>TOTAL COST</b>	<b>2,108,170</b>	<b>2,166,997</b>	<b>2,381,101</b>	<b>9.88%</b>

**CITY OF APOPKA**  
**DISPATCH**  
 2250

**STAFFING ANALYSIS**

**NUMBER OF FULL-TIME/PART-TIME PERSONNEL**

<u>POSITION</u>	<u>2020</u>	<u>2021</u>	<u>2022</u>
DIRECTOR OF COMMUNICATIONS	1	1	1
LEAD COMMUNICATIONS TECHNICIAN	4	4	4
COMMUNICATIONS TECHNICIAN	22	22	24
COMMUNICATIONS TECHNICIAN (PT)	1	1	0
<b>TOTAL</b>	<b>28</b>	<b>28</b>	<b>29</b>

**CAPITAL OUTLAY**

6300 - Infrastructure -	\$ -
6400 - Equipment -	\$ -
Total Capital Outlay	\$ -

**CITY OF AOPKA**  
**FACILITIES MAINTENANCE**  
1022

The Facilities Maintenance Division is responsible for maintaining a safe, professional environment for City employees and public. Acting as a service unit, it is responsible for the cleaning, maintenance, security and renovations of all City facilities. Other duties include, maintaining an inventory of all City owned properties; assessment and implementation of the City's ADA Transition plan; preparing an annual report that provides a five (5) year plan for City Facilities by Department; and preparing and administering City Leased properties.

FISCAL YEAR	CLASSIFICATION	TOTAL COST
2020	ACTUAL	622,003
2021	BUDGET	922,984
2022	PROPOSED	1,828,699

**GOALS:**

- Increase productivity while meeting compliance and safety standards.
- Automate the work order process to lower maintenance costs, extend asset lifespan and optimize energy usage.
- Work to streamline and prioritize work order requests to meet the needs of the city.
- Implement system for projecting issues that will arise and try to have plans in place should any such issues arise.
- Need to review vendor contracts and renew or update as needed, possible get new bids for existing vendor contracts. Put checks in place to ensure vendors are completing tasks and staying on time and in budget.

**PERFORMANCE MEASURES:**

	Actual FY 2018	Actual FY 2019	Actual FY 2020	% Change
Service Requests*	402	454	612	34.8%
Day(s) to Complete Request	3	2	2	0.0%
Contracts/Agreements/Leases	11	11	7	-36.4%

# CITY OF AOPKA FACILITIES MAINTENANCE

1022

## LINE ITEM DETAIL

	<u>2020</u>	<u>2021</u>	<u>2022</u>	<u>PERCENT</u>	
	<u>ACTUAL</u>	<u>BUDGET</u>	<u>PROPOSED</u>	<u>CHANGE</u>	
<b>PERSONNEL COSTS:</b>					
1200	REGULAR SALARIES AND WAGES	83,653	86,749	254,364	193.22%
1210	LONGEVITY PAY	-	582	1,583	172.02%
1400	OVERTIME	2,291	1,200	1,200	0.00%
2100	F.I.C.A.	6,332	6,773	19,708	191.00%
2200	RETIREMENT CONTRIBUTION	28,729	15,982	42,656	166.91%
2300	LIFE AND HEALTH INSURANCE	20,299	19,843	67,561	240.47%
2400	WORKERS COMPENSATION	8,011	641	641	0.00%
		-	-	-	-
<b>TOTAL</b>		<b>149,314</b>	<b>131,769</b>	<b>387,714</b>	<b>194.24%</b>
<b>SUPPLIES AND OTHER SERVICES:</b>					
3100	PROFESSIONAL SERVICES	-	20,000	150,000	650.00%
3400	OTHER CONTRACTUAL SERVICES	75,558	193,099	372,310	92.81%
4100	COMMUNICATIONS	-	-	-	0.00%
4300	UTILITY SERVICES	102,830	125,000	150,000	20.00%
4400	RENTAL & LEASES	-	1,825	8,500	365.75%
4600	REPAIR AND MAINTENANCE	124,057	220,741	293,200	32.83%
4650	VEHICLE MAINTENANCE	738	1,250	3,000	140.00%
4900	OTHER CHARGES	12,759	14,000	14,000	0.00%
5100	OFFICE SUPPLIES	-	-	7,200	-
5200	OPERATING SUPPLIES	25,361	58,300	45,075	-22.68%
5250	FUEL & GASOLINE	1,011	4,500	11,200	148.89%
5500	TRAINING	-	2,400	3,500	45.83%
		-	-	-	-
<b>TOTAL</b>		<b>342,315</b>	<b>641,115</b>	<b>1,057,985</b>	<b>65.02%</b>
<b>CAPITAL OUTLAY:</b>					
6100	LAND	-	-	-	-
6200	BUILDING	55,249	107,000	210,500	96.73%
6300	INFRASTRUCTURE	8,583	-	-	-
6400	EQUIPMENT	66,542	18,100	172,500	853.04%
6800	INTANGIBLES	-	25,000	-	-100.00%
		-	-	-	-
<b>TOTAL</b>		<b>130,374</b>	<b>150,100</b>	<b>383,000</b>	<b>155.16%</b>
<b>TOTAL COST</b>		<b>622,003</b>	<b>922,984</b>	<b>1,828,699</b>	<b>98.13%</b>

**CITY OF APOPKA**  
**FACILITIES MAINTENANCE**  
1022

**STAFFING ANALYSIS**

**NUMBER OF FULL-TIME/PART-TIME PERSONNEL**

<u>POSITION</u>	<u>2020</u>	<u>2021</u>	<u>2022</u>
FACILITIES ADMINISTRATOR *	0	0	1
FACILITIES MAINTENANCE COORDINATOR	1	1	1
ELECTRICIAN I	0	0	1
FACILITIES MAINTENANCE WORKER II **	1	1	2
<b>TOTAL</b>	<b>2</b>	<b>2</b>	<b>5</b>

\*position moved from Utilities Administration

\*\*position moved from Recreation Events

**CAPITAL OUTLAY**

6200 - Building -

\$ -

6400 - Equipment -

\$ -

**Total Capital Outlay**

**\$ -**

**CITY OF APOPKA**  
**FLEET MAINTENANCE**  
3310

The Fleet Division is responsible for the maintenance and repair of all City vehicles and motorized equipment. This division is also responsible for preparing bids for the acquisition of vehicles and motorized equipment for the City.

FISCAL YEAR	CLASSIFICATION	TOTAL COST
2020	ACTUAL	1,098,162
2021	BUDGET	1,312,297
2022	PROPOSED	1,277,260

**GOALS:**

- Building design for new Fleet building.
- Keep up with schools for Firetruck and Sanitation
- Have new Fleet software installed and become proficient with it.

**PERFORMANCE MEASURES:**

	Actual FY 2018	Actual FY 2019	Actual FY 2020	% Change
# of service orders received	2036	2450	2250	-8.2%
Average time to complete service order (hours)	2.5	2.5	2.5	0.0%
# of Contracts overseen	10	9	11	22.2%

## CITY OF AOPKA FLEET MAINTENANCE

3310

### LINE ITEM DETAIL

	<u>2020</u>	<u>2021</u>	<u>2022</u>	<u>PERCENT</u>	
	<u>ACTUAL</u>	<u>BUDGET</u>	<u>PROPOSED</u>	<u>CHANGE</u>	
<b>PERSONNEL COSTS:</b>					
1200	REGULAR SALARIES AND WAGES	716,074	701,523	738,378	5.25%
1210	LONGEVITY PAY	-	2,852	2,992	4.90%
1400	OVERTIME	3,504	25,688	25,688	0.00%
1600	OTHER REIMBURSED ALLOWANCES	249	480	480	0.00%
2100	F.I.C.A.	50,971	55,887	58,717	5.06%
2200	RETIREMENT CONTRIBUTION	107,044	133,689	128,102	-4.18%
2300	LIFE AND HEALTH INSURANCE	129,845	155,487	173,503	11.59%
2400	WORKERS COMPENSATION	15,945	4,241	4,241	0.00%
<b>TOTAL</b>		<b>1,023,631</b>	<b>1,079,847</b>	<b>1,132,100</b>	<b>4.84%</b>
<b>SUPPLIES AND OTHER SERVICES:</b>					
3400	OTHER CONTRACTUAL SERVICES	-	1,500	51,500	3333.33%
4000	TRAVEL & PER DIEM	448	6,500	6,500	0.00%
4100	COMMUNICATIONS	-	-	-	0.00%
4200	FREIGHT & POSTAGE	-	100	100	0.00%
4300	UTILITY SERVICES	9,040	9,040	10,000	10.62%
4600	REPAIR AND MAINTENANCE	16,883	22,500	22,500	0.00%
4650	VEHICLE MAINTENANCE	9,909	13,000	10,000	-23.08%
5100	OFFICE SUPPLIES	997	1,500	1,500	0.00%
5200	OPERATING SUPPLIES	30,179	32,700	33,350	1.99%
5250	FUEL & GASOLINE	2,476	6,360	5,460	-14.15%
5400	BOOKS, PUBS, SUBS & MEMBERSHIPS	-	1,250	1,250	0.00%
5500	TRAINING	-	3,000	3,000	0.00%
<b>TOTAL</b>		<b>69,932</b>	<b>97,450</b>	<b>145,160</b>	<b>48.96%</b>
<b>CAPITAL OUTLAY:</b>					
6300	INFRASTRUCTURE	4,599	-	-	0.00%
6400	EQUIPMENT	-	110,000	-	-100.00%
6800	INTANGIBLES	-	25,000	-	-100.00%
<b>TOTAL</b>		<b>4,599</b>	<b>135,000</b>	<b>-</b>	<b>-100.00%</b>
<b>TOTAL COST</b>		<b>1,098,162</b>	<b>1,312,297</b>	<b>1,277,260</b>	<b>-2.67%</b>

**CITY OF APOPKA**  
**FLEET MAINTENANCE**  
3310

**STAFFING ANALYSIS**

**NUMBER OF FULL-TIME/PART-TIME PERSONNEL**

<u>POSITION</u>	<u>2020</u>	<u>2021</u>	<u>2022</u>
FLEET SUPERINTENDENT	1	1	1
PURCHASING AND SUPPLY SPECIALIST	1	1	1
FLEET FOREMAN	1	1	1
EQUIPMENT MECHANIC	10	10	10
<b>TOTAL</b>	<b>13</b>	<b>13</b>	<b>13</b>

**CAPITAL OUTLAY**

6200 - Building -	\$ -
6400 - Equipment -	
	\$ -
<b>Total Capital Outlay</b>	<b>\$ -</b>

**CITY OF AOPKA**  
**PARKS & RECREATION - CEMETERY**  
3512

The Cemetery Division provides maintenance and beautification of the City Cemetery along with marking, identifying and maintaining the sites within the facility. Maintenance consists of cutting and trimming of grass areas, shrubs, trees and the placement of landscaping material as well as the application of fertilizers, insecticides and herbicides that may be required.

FISCAL YEAR	CLASSIFICATION	TOTAL COST
2020	ACTUAL	136,220
2021	BUDGET	195,405
2022	PROPOSED	210,514

**GOALS:**

- Evaluate trees for removal and tree replacement options
- Provide Outstanding Customer Service
- Provide High Quality Maintenance

**PERFORMANCE MEASURES:**

	Actual FY 2018	Actual FY 2019	Actual FY 2020	% Change
# of mowing's	40	40	40	0%

## CITY OF AOPKA CEMETERY

3512

### LINE ITEM DETAIL

	<u>2020</u> <u>ACTUAL</u>	<u>2021</u> <u>BUDGET</u>	<u>2022</u> <u>PROPOSED</u>	<u>PERCENT</u> <u>CHANGE</u>
<b>PERSONNEL COSTS:</b>				
1200 REGULAR SALARIES AND WAGES	74,713	77,891	81,387	4.49%
1210 LONGEVITY PAY	-	378	427	12.88%
1400 OVERTIME	2,090	1,550	1,550	0.00%
2100 F.I.C.A.	5,277	6,106	6,377	4.44%
2200 RETIREMENT CONTRIBUTION	13,395	14,607	13,913	-4.75%
2300 LIFE AND HEALTH INSURANCE	20,885	21,628	26,312	21.66%
2400 WORKERS COMPENSATION	1,297	1,127	1,127	0.00%
<b>TOTAL</b>	<b>117,657</b>	<b>123,287</b>	<b>131,094</b>	<b>6.33%</b>
<b>SUPPLIES AND OTHER SERVICES:</b>				
3100 PROFESSIONAL SERVICES		22,000	-	0.00%
4300 UTILITY SERVICES	2,440	-	-	0.00%
4600 REPAIR AND MAINTENANCE	5,731	35,000	35,000	0.00%
4650 VEHICLE MAINTENANCE	2,001	2,500	6,500	160.00%
5100 OFFICE SUPPLIES		-	-	0.00%
5200 OPERATING SUPPLIES	5,617	9,618	11,920	23.93%
5250 FUEL & GASOLINE	2,774	3,000	3,000	0.00%
5400 BOOKS Pubs & SUBSCRIPTIONS	-	-	-	
5500 TRAINING	-	-	-	
<b>TOTAL</b>	<b>18,563</b>	<b>72,118</b>	<b>56,420</b>	<b>-21.77%</b>
<b>CAPITAL OUTLAY:</b>				
6300 IMPROV. OTHER THAN BUILDINGS	-		-	0.00%
6400 EQUIPMENT	-		23,000	0.00%
<b>TOTAL</b>	<b>-</b>	<b>-</b>	<b>23,000</b>	<b>0.00%</b>
<b>TOTAL COST</b>	<b>136,220</b>	<b>195,405</b>	<b>210,514</b>	<b>7.73%</b>

**CITY OF APOPKA  
CEMETERY  
3512**

**STAFFING ANALYSIS**

**NUMBER OF FULL-TIME/PART-TIME PERSONNEL**

<u>POSITION</u>	<u>2020</u>	<u>2021</u>	<u>2022</u>
CEMETERY SPECIALIST	1	1	1
CARETAKER II	1	1	1
<b>TOTAL</b>	<b>2</b>	<b>2</b>	<b>2</b>

**CAPITAL OUTLAY**

6200 - Building	\$ -
6400 - Equipment -	
	\$ -
<b>Total Capital Outlay</b>	<b>\$ -</b>

**CITY OF AOPKA**  
**GROUNDS MAINTENANCE**  
3513

The Grounds Maintenance Division has been moved to the Parks and Recreation - Parks Division for FY 2022.

FISCAL YEAR	CLASSIFICATION	TOTAL COST
2020	ACTUAL	703,686
2021	BUDGET	864,484
2022	PROPOSED	-

**GOALS:**

**PERFORMANCE MEASURES:**

	Actual FY 2018	Actual FY 2019	Actual FY 2020	% Change
# of acres mowed	700	700	850	21.4%
# of events assisted	20	20	20	0.0%
# of Citizen complaints received	365	400	312	-22.0%

**CITY OF AOPKA  
 GROUNDS MAINTENANCE**

3513

**LINE ITEM DETAIL**

	<u>2020</u>	<u>2021</u>	<u>2022</u>	<u>PERCENT</u>	
	<u>ACTUAL</u>	<u>BUDGET</u>	<u>PROPOSED</u>	<u>CHANGE</u>	
<b>PERSONNEL COSTS:</b>					
1200	REGULAR SALARIES AND WAGES	309,208	255,591	-	-100.00%
1210	LONGEVITY PAY	-	1,955	-	-100.00%
1300	OTHER SALARIES AND WAGES	-	-	-	0.00%
1400	OVERTIME	8,244	6,300	-	-100.00%
2100	F.I.C.A.	23,174	20,184	-	-100.00%
2200	RETIREMENT CONTRIBUTION	55,364	48,284	-	-100.00%
2300	LIFE AND HEALTH INSURANCE	84,172	77,409	-	-100.00%
2400	WORKERS COMPENSATION	12,134	1,672	-	-100.00%
<b>TOTAL</b>		<b>492,296</b>	<b>411,394</b>	<b>-</b>	<b>-100.00%</b>
<b>SUPPLIES AND OTHER SERVICES:</b>					
3400	CONTRACTUAL SERVICES	44,932	73,000	-	-100.00%
4100	COMMUNICATIONS	101	-	-	0.00%
4200	FREIGHT & POSTAGE SERVICES	-	-	-	0.00%
4300	UTILITY SERVICES	16,637	37,800	-	-100.00%
4400	RENTALS & LEASES	6,105	-	-	#DIV/0!
4600	REPAIR AND MAINTENANCE	34,630	24,500	-	-100.00%
4650	VEHICLE MAINTENANCE	23,920	26,000	-	-100.00%
4900	OTHER CHARGES	326	12,500	-	-100.00%
5100	OFFICE SUPPLIES	-	-	-	#DIV/0!
5200	OPERATING SUPPLIES	21,454	40,540	-	-100.00%
5207	PARKS BEAUTIFICATION	-	-	-	#DIV/0!
5216	TREE BANK EXPENDITURES	50,368	80,000	-	-100.00%
5250	FUEL & GASOLINE	12,917	25,800	-	-100.00%
5400	BOOKS, PUBS, SUBS & MEMBERSHIPS	-	1,100	-	-100.00%
5500	TRAINING	-	1,850	-	-100.00%
<b>TOTAL</b>		<b>211,390</b>	<b>323,090</b>	<b>-</b>	<b>-100.00%</b>
<b>CAPITAL OUTLAY:</b>					
6200	BUILDINGS	-	-	-	0.00%
6300	INFRASTRUCTURE	-	100,000	-	0.00%
6400	EQUIPMENT	-	30,000	-	0.00%
<b>TOTAL</b>		<b>-</b>	<b>130,000</b>	<b>-</b>	<b>0.00%</b>
<b>TOTAL COST</b>		<b>703,686</b>	<b>864,484</b>	<b>-</b>	<b>-100.00%</b>

**CITY OF APOPKA**  
**GROUNDS MAINTENANCE**  
3513

**STAFFING ANALYSIS**

**NUMBER OF FULL-TIME/PART-TIME PERSONNEL**

<u>POSITION</u>	<u>2020</u>	<u>2021</u>	<u>2022</u>
GROUNDS SUPERVISOR	1	1	
GROUNDS SPECIALIST	1	0	
GROUNDS FOREMAN	1	1	
IRRIGATION SPECIALIST	0	0	
HORTICULTURE & IRRIGATION TECHNICIAN	1	0	
MAINTENANCE WORKER II	2	1	
MAINTENANCE WORKER I	3	2	
<b>TOTAL</b>	<b>9</b>	<b>5</b>	<b>0</b>

**CAPITAL OUTLAY**

6200 - Building	\$ -
6400 - Equipment -	
	\$ -
<b>Total Capital Outlay</b>	<b>\$ -</b>

**CITY OF APOPKA**  
**PARKS & RECREATION - PARKS**  
3514

The Parks Division maintains over 500 acres of parks, athletic fields, city facilities. This division also provides assistance with various community sponsored events that occur within the city.

FISCAL YEAR	CLASSIFICATION	TOTAL COST
2020	ACTUAL	1,690,538
2021	BUDGET	1,470,004
2022	PROPOSED	2,646,979

**GOALS:**

- Evaluate facilities to stay up with needed repairs
- Work together as an efficient team
- Provide High Quality Customer Service

**PERFORMANCE MEASURES:**

	Actual FY 2018	Actual FY 2019	Actual FY 2020	% Change
# of Facilities Maintained	32	32	32	0.0%

**CITY OF AOPKA**  
**PARKS & RECREATION - PARKS**

3514

**LINE ITEM DETAIL**

	<u>2020</u>	<u>2021</u>	<u>2022</u>	<u>PERCENT</u>	
	<u>ACTUAL</u>	<u>BUDGET</u>	<u>PROPOSED</u>	<u>CHANGE</u>	
<b>PERSONNEL COSTS:</b>					
1200	REGULAR SALARIES AND WAGES	338,445	371,383	683,275	83.98%
1210	LONGEVITY PAY	-	1,789	2,220	24.13%
1300	OTHER SALARIES AND WAGES	20,228	35,000	-	-100.00%
1400	OVERTIME	9,553	23,180	17,000	-26.66%
1600	OTHER REIMBURSED ALLOWANCES	-	480	480	
2100	F.I.C.A.	26,033	33,035	53,778	62.79%
2200	RETIREMENT CONTRIBUTION	47,254	57,834	111,886	93.46%
2300	LIFE AND HEALTH INSURANCE	64,829	82,943	246,431	197.11%
2400	WORKERS COMPENSATION	5,217	2,389	2,389	0.00%
					0.00%
<b>TOTAL</b>		<b>511,558</b>	<b>608,034</b>	<b>1,117,459</b>	<b>83.78%</b>
<b>SUPPLIES AND OTHER SERVICES:</b>					
3100	PROFESSIONAL SERVICES	3,000	3,600	-	0.00%
3400	OTHER CONTRACTUAL SERVICES	109,125	224,580	331,000	47.39%
4000	TRAVEL & PER DIEM	-	-	-	
4200	FREIGHT & POSTAGE	21	75	75	0.00%
4300	UTILITY SERVICES	233,953	247,505	285,305	15.27%
4400	RENTALS & LEASES	527	5,920	5,000	-15.54%
4600	REPAIR AND MAINTENANCE	29,224	36,000	156,500	334.72%
4650	VEHICLE MAINTENANCE	47,622	42,250	66,000	56.21%
4900	OTHER CHARGES	-	500	1,000	100.00%
5100	OFFICE SUPPLIES	-	-	-	0.00%
5200	OPERATING SUPPLIES	196,596	230,540	312,375	35.50%
5216	TREE BANK EXPENDITURES	476,204	-	90,000	#DIV/0!
5250	FUEL & GASOLINE	15,690	34,315	60,000	74.85%
5400	BOOKS, PUBS, SUBS & MEMBERSHIPS	983	1,325	655	-50.57%
5500	TRAINING	350	1,660	2,110	27.11%
<b>TOTAL</b>		<b>1,113,294</b>	<b>828,270</b>	<b>1,310,020</b>	<b>58.16%</b>
<b>CAPITAL OUTLAY:</b>					
6200	BUILDING	-			0.00%
6300	INFRASTRUCTURE	4,987		84,000	0.00%
6400	EQUIPMENT	60,699	33,700	135,500	0.00%
<b>TOTAL</b>		<b>65,686</b>	<b>33,700</b>	<b>219,500</b>	<b>0.00%</b>
<b>TRANSFERS:</b>					
9300	Transfer to Grants		-	-	0.00%
<b>TOTAL COST</b>		<b>1,690,538</b>	<b>1,470,004</b>	<b>2,646,979</b>	<b>80.07%</b>

**CITY OF APOPKA**  
**PARKS & RECREATION - PARKS**  
3514

**STAFFING ANALYSIS**

**NUMBER OF FULL-TIME/PART-TIME PERSONNEL**

<u>POSITION</u>	<u>2020</u>	<u>2021</u>	<u>2022</u>
PARKS SUPERINTENDENT	1	1	1
FOREMAN	1	1	2
IRRIGATION SPECIALIST	1	1	2
GROUNDS SPECIALIST	1	2	0
MAINTENANCE WORKER II	2	2	4
MAINTENANCE WORKER I	1	1	2
PARKS WORKER	0	0	6
MAINTENANCE WORKER - STANDBY	4	5	0
<b>TOTAL</b>	<b>11</b>	<b>13</b>	<b>17</b>

**CAPITAL OUTLAY**

6300 - Infrastructure -

\$ -

6400 - Equipment -

\$ -

**Total Capital Outlay**

**\$ -**

**CITY OF APOPKA**  
**PARKS & RECREATION - ATHLETICS & EVENTS**  
3612

The Athletics, Activities and Events Division is responsible for planning, developing and implementing the City's diverse programming and events. The Division works closely with outside user groups regarding facility use and also provides a variety of high quality programming and facilities for the residents.

FISCAL YEAR	CLASSIFICATION	TOTAL COST
2020	ACTUAL	883,447
2021	BUDGET	1,066,259
2022	PROPOSED	2,811,192

**GOALS:**

- Add Diverse Programming for All Ages
- Evaluate Facilities to Determine Maintenance Priorities
- Provide outstanding customer service (both internal and external).

**PERFORMANCE MEASURES:**

	Actual FY 2018	Actual FY 2019	Actual FY 2020	% Change
# of programs provided	17	30	40	25.0%
# of participants for programs	11,779	13,536	15,605	37.5%
# of athletic tournaments hosted	52	60	63	5.0%
# of participants for tournaments	26,780	30,000	31,500	5.0%

**CITY OF APOPKA**  
**PARKS & RECREATION - ATHLETICS & EVENTS**

3612

**LINE ITEM DETAIL**

	<u>2020</u>	<u>2021</u>	<u>2022</u>	<u>PERCENT</u>
	<u>ACTUAL</u>	<u>BUDGET</u>	<u>PROPOSED</u>	<u>CHANGE</u>
<b>PERSONNEL COSTS:</b>				
1200 REGULAR SALARIES AND WAGES	432,401	362,474	738,240	103.67%
1210 LONGEVITY PAY	-	1,524	2,324	52.52%
1300 OTHER SALARIES AND WAGES	29,778	33,600	139,180	314.23%
1400 OVERTIME	3,014	6,000	9,300	55.00%
1600 OTHER REIMBURSED ALLOWANCES	249	480	480	0.00%
2100 F.I.C.A.	34,359	30,912	68,049	120.14%
2200 RETIREMENT CONTRIBUTION	75,514	67,797	125,232	84.72%
2300 LIFE AND HEALTH INSURANCE	78,015	76,585	170,559	122.71%
2400 WORKERS COMPENSATION	10,078	2,752	2,752	0.00%
				0.00%
<b>TOTAL</b>	<b>663,408</b>	<b>582,124</b>	<b>1,256,117</b>	<b>115.78%</b>
<b>SUPPLIES AND OTHER SERVICES:</b>				
3100 PROFESSIONAL SERVICES	-	75,000		100.00%
3400 OTHER CONTRACTUAL SERVICES	32,319	86,834	204,114	135.06%
4000 TRAVEL & PER DIEM	18	700	1,000	0.00%
4200 FREIGHT & POSTAGE	350	-	1,000	0.00%
4400 RENTALS & LEASES	1,942	2,500	9,200	0.00%
4600 REPAIR AND MAINTENANCE	37,982	63,800	59,500	-6.74%
4650 VEHICLE MAINTENANCE	5,045	7,500	9,000	20.00%
4700 PRINTING SERVICES	121	-	16,000	0.00%
4800 PROMOTIONAL ADVERTISING		-	34,000	0.00%
4900 OTHER CHARGES		-	-	0.00%
5100 OFFICE SUPPLIES	2,426	4,750	7,000	47.37%
5200 OPERATING SUPPLIES	43,072	179,036	193,571	8.12%
5201 APOPKA PROUD			238,000	
5203 COMMUNITY EVENTS	-		192,200	
5204 SCHOLARSHIPS	-	15,000	15,000	100.00%
5250 FUEL & GASOLINE	2,139	4,000	5,000	25.00%
5400 BOOKS, Pubs, Subs & Memberships	350	850	7,390	769.41%
5500 TRAINING	540	5,165	6,100	18.10%
<b>TOTAL</b>	<b>126,303</b>	<b>445,135</b>	<b>998,075</b>	<b>124.22%</b>
<b>CAPITAL OUTLAY:</b>				
6200 BUILDING	-	-	-	0.00%
6300 INFRASTRUCTURE	83,134	26,000	509,000	0.00%
6400 EQUIPMENT	10,602	13,000	48,000	0.00%
<b>TOTAL</b>	<b>93,736</b>	<b>39,000</b>	<b>557,000</b>	<b>0.00%</b>
<b>TOTAL COST</b>	<b>883,447</b>	<b>1,066,259</b>	<b>2,811,192</b>	<b>163.65%</b>

**CITY OF APOPKA**  
**PARKS & RECREATION - ATHLETICS & EVENTS**  
3612

**STAFFING ANALYSIS**

**NUMBER OF FULL-TIME/PART-TIME PERSONNEL**

<u>POSITION</u>	<u>2020</u>	<u>2021</u>	<u>2022</u>
PARKS AND RECREATION DIRECTOR	1	1	1
ATHLETICS PROGRAM MANAGER	1	1	1
RECREATION SUPERVISOR	0	0	2
EVENTS SUPERVISOR	0	0	1
LEAD RECREATION SPECIALIST	2	0	0
RECREATION COORDINATOR	0	1	2
SPORTS TOURNAMENT REC SPECIALIST	1	0	0
MAINTENANCE WORKER II	0	0	1
MAINTENANCE WORKER I	1	1	0
RECREATION LEADER II	1	1	1
RECREATION LEADER I	0	2	5
SECRETARY I	0	0	1
OFFICE SUPERVISOR	1	0	0
PARK RANGERS PART TIME	0	0	4
MUSEUM ATTENDANT PART TIME	0	0	1
FACILITY ATTENDANT PART TIME	1	7	7
SEASONAL PART TIME	0	30	4
<b>TOTAL</b>	<b>9</b>	<b>44</b>	<b>31</b>

**CAPITAL OUTLAY**

6200 - Building	\$ -
6300 - Infrastructure -	\$ -
6400 - Equipment -	\$ -
<b>Total Capital Outlay</b>	<b>\$ -</b>

**CITY OF AOPKA**  
**RECREATION PROGRAMS**  
3613

The Recreation Programs Division has been moved to the Parks and Recreation - Athletics and Events as of FY 2022.

FISCAL YEAR	CLASSIFICATION	TOTAL COST
2020	ACTUAL	581,863
2021	BUDGET	1,359,795
2022	PROPOSED	-

**GOALS:**

**PERFORMANCE MEASURES:**

	Actual FY 2018	Actual FY 2019	Actual FY 2020	% Change
# of programs provided	30	36	38	5.6%
# of participants	20,194	24,324	26,000	6.9%

**CITY OF AOPKA  
RECREATION PROGRAMS**

3613

**LINE ITEM DETAIL**

	<u>2020</u>	<u>2021</u>	<u>2022</u>	<u>PERCENT</u>
	<u>ACTUAL</u>	<u>BUDGET</u>	<u>PROPOSED</u>	<u>CHANGE</u>
<b>PERSONNEL COSTS:</b>				
1200 REGULAR SALARIES AND WAGES	201,061	287,201		-100.00%
1210 LONGEVITY PAY	-	1,052		-100.00%
1300 OTHER SALARIES AND WAGES	50,473	172,120		-100.00%
1400 OVERTIME	5,371	6,600		-100.00%
2100 F.I.C.A.	19,138	34,952		-100.00%
2200 RETIREMENT CONTRIBUTION	31,416	52,750		-100.00%
2300 LIFE AND HEALTH INSURANCE	40,311	63,034		-100.00%
2400 WORKERS COMPENSATION	5,177	4,560		-100.00%
			-	0.00%
<b>TOTAL</b>	<b>352,947</b>	<b>622,270</b>	-	<b>-100.00%</b>
<b>SUPPLIES AND OTHER SERVICES:</b>				
3100 PROFESSIONAL SERVICES	500	6,500	-	0.00%
3400 CONTRACTUAL SERVICES	111,885	175,800	-	-100.00%
4000 TRAVEL & PER DIEM	30	330	-	100.00%
4200 FREIGHT & POSTAGE	-	900	-	-100.00%
4400 RENTALS & LEASES	19,333	74,810	-	-100.00%
4600 REPAIR AND MAINTENANCE	4,658	23,750	-	-100.00%
4650 VEHICLE MAINTENANCE	-	1,000	-	-100.00%
4700 PRINTING SERVICES	2,253	33,850	-	-100.00%
4800 PROMOTIONAL ADVERTISING	8,405	49,000	-	-100.00%
5100 OFFICE SUPPLIES	1,636	2,000	-	-100.00%
5200 OPERATING SUPPLIES	32,973	137,810	-	-100.00%
5201 AOPKA PROUD	14,805	217,250	-	-100.00%
5202 SPECIAL ACTIVITIES & EVENTS	-		-	-100.00%
5250 FUEL & GASOLINE	957	850	-	-100.00%
5400 BOOKS, PUBS, SUBS & MEMBERSHIPS	325	830	-	0.00%
5500 TRAINING	300	845	-	-100.00%
<b>TOTAL</b>	<b>198,059</b>	<b>725,525</b>	-	<b>-100.00%</b>
<b>CAPITAL OUTLAY:</b>				
6200 BUILDING	20,257	-	-	0.00%
6300 INFRASTRUCTURE	10,600	12,000	-	0.00%
6400 EQUIPMENT		-	-	0.00%
<b>TOTAL</b>	<b>30,857</b>	<b>12,000</b>	-	<b>0.00%</b>
<b>TRANSFERS:</b>				
9150 Transfer to Grants	-	-	-	0.00%
<b>TOTAL COST</b>	<b>581,863</b>	<b>1,359,795</b>	-	<b>-100.00%</b>

**CITY OF APOPKA  
RECREATION PROGRAMS  
3613**

**STAFFING ANALYSIS**

**NUMBER OF FULL-TIME/PART-TIME PERSONNEL**

<u>POSITION</u>	<u>2020</u>	<u>2021</u>	<u>2022</u>
RECREATION PROGRAMS MANAGER	1	0	
RECREATION SUPERVISOR	0	2	
RECREATION SPECIALIST	1	1	
RECREATION LEADER I	1	0	
EVENTS COORDINATOR	1	0	
EVENTS SUPERVISOR	0	1	
SECRETARY I	0	1	
MAINTENANCE WORKER II	1	1	
MUSEUM ATTENDANT PART TIME	0	1	
FACILITY ATTENDANT PART TIME	0	7	
SEASONAL PART TIME	0	30	
<b>TOTAL</b>	<b>5</b>	<b>44</b>	<b>0</b>

\*Part time positions included in FY 20/21

**CAPITAL OUTLAY**

6200 - Building	\$ -
6300 - Infrastructure -	\$ -
6400 - Equipment -	\$ -
<b>Total Capital Outlay</b>	<b>\$ -</b>

**CITY OF APOPKA**  
**PARKS & RECREATION - CAMP WEWA**  
3614

Camp Wewa, in addition to providing Day Camp and Overnight Camp, can host events, parties, team building retreats, educational trips, and other group programs throughout the year. Facilities to rent include a dining hall, large pavilion with a fire pit, lake, ropes course and climbing wall, activity buildings and cabins, basketball courts, target areas, outdoor chapel, and junior Olympic-sized pool.

FISCAL YEAR	CLASSIFICATION	TOTAL COST
2020	ACTUAL	-
2021	BUDGET	-
2022	PROPOSED	1,070,482

**GOALS:**

- Start facility improvements
- Develop community relationships
- Provide quality camp experiences

**PERFORMANCE MEASURES:**

	Actual FY 2018	Actual FY 2019	Actual FY 2020	% Change
# of Rentals				
Day Camp Particiapnts/week				
Overnight Camp Participants/week				

**CITY OF APOPKA**  
**PARKS & RECREATION - CAMP WEWA**  
3614

LINE ITEM DETAIL

	<u>2020</u>	<u>2021</u>	<u>2022</u>	<u>PERCENT</u>
	<u>ACTUAL</u>	<u>BUDGET</u>	<u>PROPOSED</u>	<u>CHANGE</u>
<b>PERSONNEL COSTS:</b>				
1200 REGULAR SALARIES AND WAGES			126,000	#DIV/0!
1210 LONGEVITY PAY			18	#DIV/0!
1300 OTHER SALARIES AND WAGES			162,000	#DIV/0!
1400 OVERTIME			2,000	#DIV/0!
2100 F.I.C.A.			22,186	#DIV/0!
2200 RETIREMENT CONTRIBUTION			21,032	#DIV/0!
2300 LIFE AND HEALTH INSURANCE			30,501	#DIV/0!
2400 WORKERS COMPENSATION			2,813	#DIV/0!
			-	0.00%
<b>TOTAL</b>	-	-	<b>366,552</b>	<b>#DIV/0!</b>
<b>SUPPLIES AND OTHER SERVICES:</b>				
3100 PROFESSIONAL SERVICES			8,500	0.00%
3400 CONTRACTUAL SERVICES			229,000	#DIV/0!
4000 TRAVEL & PER DIEM			330	100.00%
4200 FREIGHT & POSTAGE			500	#DIV/0!
4300 UTILITY SERVICES			45,500	#DIV/0!
4400 RENTALS & LEASES			8,300	#DIV/0!
4600 REPAIR AND MAINTENANCE			77,000	#DIV/0!
4650 VEHICLE MAINTENANCE			10,000	#DIV/0!
4700 PRINTING SERVICES			5,800	#DIV/0!
4800 PROMOTIONAL ADVERTISING			11,300	#DIV/0!
5100 OFFICE SUPPLIES			9,500	#DIV/0!
5200 OPERATING SUPPLIES			230,000	#DIV/0!
5250 FUEL & GASOLINE			2,500	#DIV/0!
5400 BOOKS, PUBS, SUBS & MEMBERSHIPS			200	0.00%
5500 TRAINING			500	#DIV/0!
<b>TOTAL</b>	-	-	<b>638,930</b>	<b>0.00%</b>
<b>CAPITAL OUTLAY:</b>				
6200 BUILDING		-	-	0.00%
6300 INFRASTRUCTURE			65,000	0.00%
6400 EQUIPMENT		-		0.00%
<b>TOTAL</b>	-	-	<b>65,000</b>	<b>0.00%</b>
<b>TOTAL COST</b>	-	-	<b>1,070,482</b>	<b>0.00%</b>

**CITY OF AOPKA**  
**PARKS & RECREATION - CAMP WEWA**  
 3614

**STAFFING ANALYSIS**

**NUMBER OF FULL-TIME/PART-TIME PERSONNEL**

<u>POSITION</u>	<u>2020</u>	<u>2021</u>	<u>2022</u>
CAMP WEWA MANAGER			1
OUTDOOR RECREATION SPECIALIST			1
MAINTENANCE WORKER II			1
SEASONAL PART TIME			45
	<u>0</u>	<u>0</u>	<u>48</u>

**TOTAL**

**CAPITAL OUTLAY**

6200 - Building	<u>\$ -</u>
6300 - Infrastructure -	
	<u>\$ -</u>
6400 - Equipment -	
	<u>\$ -</u>
<b>Total Capital Outlay</b>	<b>\$ -</b>

**CITY OF APOPKA**  
**PARK RANGERS**  
2245

The Park Rangers have moved to Parks and Recreation - Athletics and Events as of FY 2022.

FISCAL YEAR	CLASSIFICATION	TOTAL COST
2020	ACTUAL	48,274
2021	BUDGET	76,226
2022	PROPOSED	-

**GOALS:**

- Maintain safety in City Parks and surrounding areas.
- Monitor conditions in city parks that promote a clean and safe environment.
- Assist visitors to City parks by answering questions, providing directions and ensuring their visit to our City parks is an enjoyable experience.

**PERFORMANCE MEASURES:**

	Actual FY 2018	Actual FY 2019	Actual FY 2020	% Change
Number of City Parks	7	7	7	0%
Acreage Monitored	265	265	265	0%

**CITY OF AOPKA**  
**PARK RANGERS**  
2245

**LINE ITEM DETAIL**

	<u>2020</u>	<u>2021</u>	<u>2022</u>	<u>PERCENT</u>
	<u>ACTUAL</u>	<u>BUDGET</u>	<u>PROPOSED</u>	<u>CHANGE</u>
<b>PERSONNEL COSTS:</b>				
1200 SALARIES & WAGES	-	-	-	0.00%
1210 LONGEVITY PAY	-	-	-	0.00%
1300 OTHER SALARIES AND WAGES	43,907	67,600	-	-100.00%
1400 OVERTIME	63	-	-	#DIV/0!
2100 F.I.C.A.	3,364	5,171	-	-100.00%
2200 RETIREMENT CONTRIBUTION	-	-	-	0.00%
2300 HEALTH AND LIFE INSURANCE	-	-	-	0.00%
2400 WORKERS COMPENSATION	939	955	-	-100.00%
<b>TOTAL</b>	<b>48,274</b>	<b>73,726</b>	<b>-</b>	<b>-100.00%</b>
<b>SUPPLIES AND OTHER SERVICES:</b>				
4500 LIABILITY & CASUALTY INSURANCE	-	-	-	0.00%
5200 OPERATING SUPPLIES	-	2,500	-	-100.00%
<b>TOTAL</b>	<b>-</b>	<b>2,500</b>	<b>-</b>	<b>-100.00%</b>
<b>CAPITAL OUTLAY:</b>				
6400 EQUIPMENT	-	-	-	0.00%
<b>TOTAL</b>	<b>-</b>	<b>-</b>	<b>-</b>	<b>0.00%</b>
<b>TOTAL COST</b>	<b>48,274</b>	<b>76,226</b>	<b>-</b>	<b>-100.00%</b>

**CITY OF APOPKA  
 PARK RANGERS  
 2245**

**STAFFING ANALYSIS**

**NUMBER OF FULL-TIME/PART-TIME PERSONNEL**

<u><b>POSITION</b></u>	<u><b>2020</b></u>	<u><b>2021</b></u>	<u><b>2022</b></u>
PARK RANGERS PART TIME	<u>4</u>	<u>4</u>	<u>0</u>
<b>TOTAL</b>	<b>4</b>	<b>4</b>	<b>0</b>

**CAPITAL OUTLAY**

6200 - Building	<u>\$ -</u>
6400 - Equipment	<u>                    </u>
Total Capital Outlay	<u>\$ -</u>

**CITY OF APOPKA**  
**COMMUNITY DEVELOPMENT**  
4020

The Community Development Department is responsible for the Planning, Zoning and Engineering functions along with Economic Development and Community Redevelopment. This department is the primary contact for citizens or developers wanting to build or modify property within the City.

FISCAL YEAR	CLASSIFICATION	TOTAL COST
2020	ACTUAL	1,201,112
2021	BUDGET	1,435,006
2022	PROPOSED	1,437,097

**GOALS:**

- Keep the City in compliance with state and county planning and development requirements.
- Aid and advise citizens, organizations and City staff in engineering and other matters requiring engineering expertise.
- Process applications for development and redevelopment, voluntary annexations, comp plan amendments and variances in a timely manner.
- Continue to implement the new Land Development Code and process amendments (glitch) for clarity and performance measures as needed.
- Update Zoning and Comprehensive maps after amendments
- Comprehensive Plan update as related to the new LDC
- Protect and preserve the City's natural environment.
- Continue coordination with the Chamber of Commerce for the Economic Development web site, statistical information and portals.

**PERFORMANCE MEASURES:**

	Actual FY 2018	Actual FY 2019	Actual FY 2020	% Change
# of plans submitted for review	108	90	92	2.00%
Avg. # of days for plans review	14	14	14	0.00%
# of properties annexed *	60	10	24	58.00%

\* Properties, not acres

Note: By calendar year

# CITY OF AOPKA COMMUNITY DEVELOPMENT

4020

## LINE ITEM DETAIL

	2020	2021	2022	PERCENT
	ACTUAL	BUDGET	PROPOSED	CHANGE
<b>PERSONNEL COSTS:</b>				
1200 REGULAR SALARIES AND WAGES	799,857	839,814	763,684	-9.07%
1210 LONGEVITY PAY	-	1,145	929	-18.91%
1400 OVERTIME	-	-	-	0.00%
1600 OTHER REIMBURSED ALLOWANCES	-	-	-	0.00%
2100 F.I.C.A.	57,962	64,333	58,493	-9.08%
2200 RETIREMENT CONTRIBUTION	136,834	153,896	127,614	-17.08%
2300 LIFE AND HEALTH INSURANCE	101,309	127,874	122,634	-4.10%
2400 WORKERS COMPENSATION	4,196	2,291	2,981	30.12%
			-	0.00%
<b>TOTAL</b>	<b>1,100,158</b>	<b>1,189,354</b>	<b>1,076,334</b>	<b>-9.50%</b>
<b>SUPPLIES AND OTHER SERVICES:</b>				
3100 PROFESSIONAL SERVICES				
3400 OTHER CONTRACTUAL SERVICES	36,474	109,000	250,000	129.36%
4000 TRAVEL & PER DIEM	40	4,550	5,150	13.19%
4100 COMMUNICATIONS	-			
4200 FREIGHT & POSTAGE	3,716	4,368	4,368	0.00%
4400 RENTAL & LEASES	13,156	8,325	8,925	7.21%
4600 REPAIR AND MAINTENANCE	1,750	1,500	1,500	0.00%
4650 VEHICLE MAINTENANCE	841	1,500	2,000	33.33%
4700 PRINTING AND BINDING	233	2,740	2,400	-12.41%
4900 OTHER CHARGES	-	-	-	
4902 LEGAL ADVERTISING	24,569	40,000	40,000	0.00%
5100 OFFICE SUPPLIES	2,568	10,000	12,000	20.00%
5200 OPERATING SUPPLIES	1,322	2,200	5,520	150.91%
5250 FUEL & GASOLINE	2,720	2,500	2,500	0.00%
5400 BOOKS, PUBS, SUBS & MEMBERSHIPS	2,729	4,869	20,000	310.76%
5500 TRAINING	485	4,100	6,400	56.10%
<b>TOTAL</b>	<b>90,602</b>	<b>195,652</b>	<b>360,763</b>	<b>84.39%</b>
<b>CAPITAL OUTLAY:</b>				
6200 BUILDING	3,570			
6300 IMPROV. OTHER THAN BUILDINGS		-	-	0.00%
6400 EQUIPMENT	6,782	50,000		0.00%
<b>TOTAL</b>	<b>10,352</b>	<b>50,000</b>	<b>-</b>	<b>0.00%</b>
<b>TOTAL COST</b>	<b>1,201,112</b>	<b>1,435,006</b>	<b>1,437,097</b>	<b>0.15%</b>

**CITY OF APOPKA  
COMMUNITY DEVELOPMENT  
4020**

**STAFFING ANALYSIS**

**NUMBER OF FULL-TIME/PART-TIME PERSONNEL**

<u>POSITION</u>	<u>2020</u>	<u>2021</u>	<u>2022</u>
COMMUNITY DEVELOPMENT DIRECTOR	1	1	1
PLANNER I	1	0	1
PLANNER II	1	2	2
PLANNER - SENIOR	2	1	0
PLANNING MANAGER	1	1	1
OFFICE MANAGER	1	1	1
SECRETARY I	0	0	1
SECRETARY II *	2	2	0
TRANSPORTATION COORDINATOR	0	1	1
CITY ENGINEER	1	1	1
<b>TOTAL</b>	<b>10</b>	<b>10</b>	<b>9</b>

\*position moved to Finance

**CAPITAL OUTLAY**

6200 - Building	\$ -
6400 - Equipment	\$ -
<b>Total Capital Outlay</b>	<b>\$ -</b>

**CITY OF APOPKA  
BUILDING SAFETY  
4021**

The Building-Safety Division administers and enforces regulatory codes and ordinances to protect local citizens. Codes enforced include the Florida Building Code System, and other codes related to fire, electrical, gas, plumbing, mechanical and accessibility issues. The City Building Code requires a permit for any new building addition, structure, remodeling work or demolition work. The City requires a permit so plans can be reviewed and work can be inspected for compliance with all building and fire codes.

FISCAL YEAR	CLASSIFICATION	TOTAL COST
2020	ACTUAL	769,359
2021	BUDGET	934,628
2022	PROPOSED	1,121,469

**GOALS:**

- Building Permits will be processed in a timely manner.
- Building inspections will be scheduled within 24 hours of a request.
- Provide excellent customer service and accurate information.

**PERFORMANCE MEASURES:**

	Actual FY 2018	Actual FY 2019	Actual FY 2020	% Change
# of permits processed	5,095	6,079	8,478	28.20%
avg # of days for processing permit	14	14	14	0.00%
# of inspections processed	13,224	14,808	18,618	20.40%
Building plans reviewed	1,104	1,689	2,024	16.50%
# of Residential CO's (SF & MF)	324	364	432	15.70%

**CITY OF AOPKA**  
**BUILDING SAFETY**  
4021

	<u>2020</u>	<u>2021</u>	<u>2022</u>	<u>PERCENT</u>
	<u>ACTUAL</u>	<u>BUDGET</u>	<u>PROPOSED</u>	<u>CHANGE</u>
<b>PERSONNEL COSTS:</b>				
1200 REGULAR SALARIES AND WAGES	529,590	597,321	719,184	20.40%
1210 LONGEVITY PAY	-	2,539	2,758	8.60%
1400 OVERTIME	-	2,500	2,500	0.00%
2100 F.I.C.A.	37,966	46,081	55,420	20.27%
2200 RETIREMENT CONTRIBUTION	92,361	110,232	120,909	9.69%
2300 LIFE AND HEALTH INSURANCE	82,163	127,529	147,691	15.81%
2400 WORKERS COMPENSATION	4,644	2,247	2,247	0.00%
				0.00%
<b>TOTAL</b>	<b>746,724</b>	<b>888,449</b>	<b>1,050,709</b>	<b>18.26%</b>
<b>SUPPLIES AND OTHER SERVICES:</b>				
4100 COMMUNICATIONS	-	-		
4200 FREIGHT & POSTAGE	41	250	200	-20.00%
4400 RENTAL & LEASES	4,556	8,325	3,660	-56.04%
4600 REPAIR AND MAINTENANCE	-	-	-	
4650 VEHICLE MAINTENANCE	1,837	4,000	6,500	62.50%
4700 PRINTING SERVICES	120	650	450	-30.77%
5100 OFFICE SUPPLIES	2,187	2,500	3,000	20.00%
5200 OPERATING SUPPLIES	2,483	3,150	3,530	12.06%
5250 FUEL & GASOLINE	4,273	6,000	8,000	33.33%
5400 BOOKS, PUBS, SUBS & MEMBERSHIPS	543	1,169	1,285	9.92%
5500 TRAINING	1,275	20,135	19,135	-4.97%
<b>TOTAL</b>	<b>17,313</b>	<b>46,179</b>	<b>45,760</b>	<b>-0.91%</b>
<b>CAPITAL OUTLAY:</b>				
6200 BUILDINGS	3,570		-	0.00%
6400 EQUIPMENT	1,752		25,000	0.00%
<b>TOTAL</b>	<b>5,322</b>	<b>-</b>	<b>25,000</b>	<b>0.00%</b>
<b>TOTAL COST</b>	<b>769,359</b>	<b>934,628</b>	<b>1,121,469</b>	<b>19.99%</b>

**CITY OF APOPKA**  
**BUILDING SAFETY**  
4021

**STAFFING ANALYSIS**

**NUMBER OF FULL-TIME/PART-TIME PERSONNEL**


<u>POSITION</u>	<u>2020</u>	<u>2021</u>	<u>2022</u>
BUILDING OFFICIAL	1	1	1
DEPUTY BUILDING OFFICIAL	0	1	1
MULTIPLE CODE INSPECTOR	3	2	4
PERMIT CLERK	3	3	4
PERMIT TECHNICIAN	1	1	1
PLANS EXAMINER	1	1	0
<b>TOTAL</b>	<b>9</b>	<b>9</b>	<b>11</b>

**CAPITAL OUTLAY**

6200 - Building	\$ -
6300 - Infrastructure	\$ -
6400 - Equipment -	\$ -
<b>Total Capital Outlay</b>	<b>\$ -</b>

**CITY OF APOPKA  
DEBT SERVICE AND TRANSFERS**

		ADOPTED BUDGET FY 2020-21	PROPOSED BUDGET FY 2021-22	PERCENT CHANGE
<b>PRINCIPAL</b>				
7100	BB&T - FIRE TRUCKS - 10 YR LEASE	115,977	118,064	1.80%
7101	MOTOROLA - COMMUNICATIONS LEASE	-	-	
7160	MCBRIDE MORTGAGE - 20 YR	-	-	
7170	FLC REVENUE BOND - 12/2018	-	-	
7181	RECREATION REVENUE NOTE	585,000	610,000	4.27%
7183	BOA NOTE - CNG FUEL ISLAND	129,000	132,000	2.33%
7184	Hancock - 2015	92,000	93,000	1.09%
7185	EDMUNDS - FINANCIAL SOFTWARE (2016)	-	-	
7186	Hancock - 2016	383,000	-	-100.00%
7187	STRYKER - STRETCHERS (2016)	54,320	-	-100.00%
7188	MOTOROLA - RADIO UPGRADES (2016)	-	-	
7189	MOTOROLA - TOWER LEASE	267,084	272,078	1.87%
7190	TORO FINANCING	-	-	
7191	2017 CAPITAL IMPROVEMENT - ZION BANC	490,000	499,000	1.84%
7192	TASERS 60 PLAN	33,696	33,696	0.00%
7193	2018 CAPITAL IMPROVEMENT - ZION BANC	557,000	330,000	-40.75%
7194	STRYKER - STRETCHERS (8/2017)	-	-	
7195	STRYKER - STRETCHERS (10/2017)	50,002	50,002	0.00%
	<b>TOTAL</b>	<b>2,757,079</b>	<b>2,137,840</b>	<b>-22.46%</b>
<b>INTEREST</b>				
7200	BB&T - FIRE TRUCKS - 10 YR LEASE	6,376	4,289	-32.74%
7201	MOTOROLA - COMMUNICATIONS LEASE	-	-	
7260	MCBRIDE MORTGAGE - 20 YR	-	-	
7270	FLC REVENUE BOND - 12/2018	-	-	
7271	FLC REVENUE BOND - 12/2018	-	-	
7281	RECREATION REVENUE NOTE	46,605	23,790	-48.95%
7283	BOA NOTE - CNG FUEL ISLAND	8,976	6,470	-27.91%
7284	Hancock - 2015	2,321	777	-66.53%
7286	Hancock - 2016	2,662	-	-100.00%
7289	MOTOROLA - TOWER LEASE	36,985	31,991	-13.50%
7290	TORO FINANCING	-	-	
7291	2017 CAPITAL IMPROVEMENT - ZIONS BANC	16,204	6,994	-56.84%
7292	2018 CAPITAL IMPROVEMENT - ZIONS BANC	46,632	32,118	-31.12%
	<b>TOTAL</b>	<b>166,761</b>	<b>106,429</b>	<b>-36.18%</b>
	<b>TOTAL PRINCIPAL AND INTEREST</b>	<b>2,923,840</b>	<b>2,244,269</b>	<b>-23.24%</b>
<b>TRANSFERS AND OTHER</b>				
9001	TRANSFER TO STREET IMPROVEMENT FUND	1,014,361	1,459,781	43.91%
9141	TRANSFER TO WATER/SEWER FUND	-	-	
9111	TRANSFER TO GRANT FUND	-	-	
	<b>TOTAL TRANSFERS AND OTHER</b>	<b>1,014,361</b>	<b>1,459,781</b>	<b>43.91%</b>
	<b>TOTAL BUDGET</b>	<b>\$ 3,938,201</b>	<b>\$ 3,704,050</b>	<b>-5.95%</b>



## **SPECIAL REVENUE FUNDS**

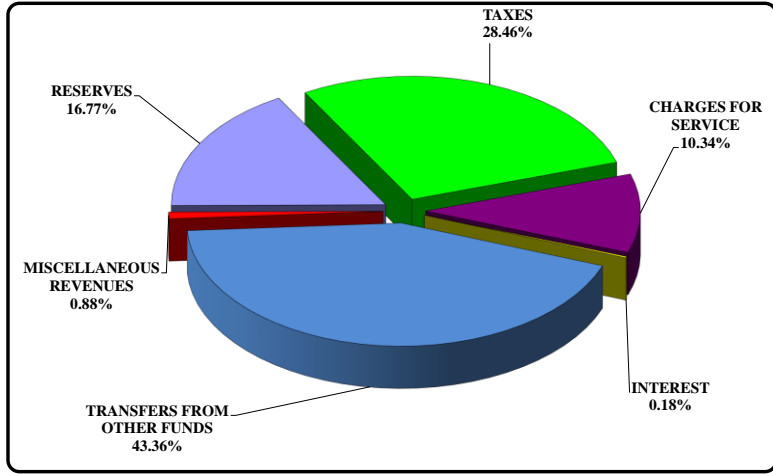
STREET IMPROVEMENT FUNDS  
LAW ENFORCEMENT TRUST FUNDS  
POLICE DISCRETIONARY FUNDS  
TRANSPORTATION IMPACT FEES FUND  
RECREATION IMPACT FEES FUND  
FIRE IMPACT FEES FUND  
POLICE IMPACT FEES FUND  
STORMWATER FUND  
GRANTS FUND  
SPECIAL ASSESSMENTS FUND - MAIN LINE  
SPECIAL ASSESSMENTS FUND - MAIN AVENUE  
SPECIAL ASSESSMENTS FUND - CIMMARON HILLS  
SPECIAL ASSESSMENTS FUND - MARTIN PLACE  
SPECIAL ASSESSMENTS FUND - STREET LIGHTS  
COMMUNITY REDEVELOPMENT FUND

**CITY OF AOPKA  
STREET IMPROVEMENTS**

**CITY OF AOPKA  
STREET IMPROVEMENT FUND**

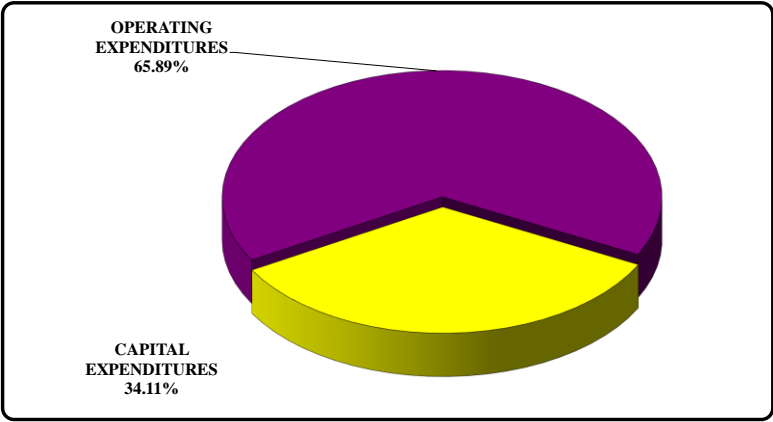
**STREET IMPROVEMENT FUND - REVENUE AND EXPENDITURES**

**FISCAL YEAR 2021-2022**



**TOTAL REVENUE      \$      5,672,674**

	<u>TOTALS</u>	<u>Percentage of TOTAL</u>
TAXES	1,614,684	28.46%
CHARGES FOR SERVICE	586,760	10.34%
INTEREST	10,000	0.18%
TRANSFERS FROM OTHER FUNDS	2,459,781	43.36%
MISCELLANEOUS REVENUES	50,000	0.88%
OTHER FINANCING SERVICES	-	0.00%
RESERVES	951,449	16.77%
<b>TOTAL REVENUE</b>	<b>\$      5,672,674</b>	<b>100%</b>



**TOTAL EXPENDITURES      \$      5,672,674**

	<u>TOTALS</u>	<u>Percentage of TOTAL</u>
OPERATING EXPENDITURES	\$      3,737,674	65.89%
CAPITAL EXPENDITURES	1,935,000	34.11%
TRANSFERS	-	0.00%
<b>TOTAL EXPENDITURES</b>	<b>\$      5,672,674</b>	<b>100%</b>

**CITY OF AOPKA  
STREET IMPROVEMENT FUND**

101

**STREET IMPROVEMENT FUND BUDGET SUMMARY**

	<u>2020</u> <u>ACTUAL</u>	<u>2021</u> <u>BUDGET</u>	<u>2022</u> <u>PROPOSED</u>	<u>PERCENT</u> <u>CHANGE</u>
<b>REVENUES</b>				
312-4100 GAS TAX	1,541,716	1,556,015	1,614,684	3.77%
344-9001 FDOT ROAD MAINT AGMT	213,110	212,160	212,160	0.00%
344-9002 LANDFILL REVENUE	93,750	-	-	0.00%
344-9003 ON STREET MEDIA	1,949	-	5,000	
349-1000 STREET LIGHT SURCHARGE	290,617	369,600	369,600	0.00%
361-1000 INTEREST	26,046	10,000	10,000	0.00%
369-9000 MISCELLANEOUS	19,443	50,000	50,000	0.00%
381-0010 TRANSFER FROM GENERAL FUND	736,098	1,014,361	1,459,781	43.91%
381-1200 TRANSFER FROM STORMWATER		-		#DIV/0!
381-1200 TRANSFER FROM GRANT FUND			1,000,000	#DIV/0!
389-0009 CARRYOVER APPROPRIATIONS	-	613,176	951,449	55.17%
389-1000 OTHER FINANCING SOURCES	-	-	-	0.00%
<b>TOTAL REVENUES</b>	<b>2,922,729</b>	<b>3,825,312</b>	<b>5,672,674</b>	<b>48.29%</b>
<b>DEDUCT EXPENDITURES:</b>				
OPERATING EXPENDITURES	2,433,039	3,380,312	3,737,674	10.57%
CAPITAL EXPENDITURES	928,685	445,000	1,935,000	334.83%
<b>TRANSFERS OUT:</b>				
TRANSFER TO GENERAL FUND	-	-	-	#DIV/0!
<b>TOTAL EXPENDITURES</b>	<b>3,361,725</b>	<b>3,825,312</b>	<b>5,672,674</b>	<b>48.29%</b>

**CITY OF AOPKA**  
**STREET IMPROVEMENTS**  
101 - 3412

The Streets Division performs functions related to right-of-way maintenance such as road resurfacing, sidewalk repair, potholes repair, curbs repair, street sweeping, traffic regulatory signage installation and maintenance, traffic signals maintenance, tree trimming, stormwater pond mowing, and a wide variety of related tasks as needs arise.

FISCAL YEAR	CLASSIFICATION	TOTAL COST
2020	ACTUAL	3,177,865
2021	BUDGET	3,678,922
2022	PROPOSED	5,672,674

**GOALS:**

- Implement improvements to Reduce customer complaints.
- Streamline Department organization and staff reporting structure to more effectively implement programs and procedures to facilitate employee education, training, and give employees clear vision of career improvement routes and advancement.
- Implement Citywide Roadway Assessment Inventory Project that will evaluate the current condition of roadways citywide that will serve as the bases of prioritization of roadway repair and rehabilitation.
- Establish inventories and systematically address sidewalks repairs, traffic signals repair, pot hole repairs, tree trimming, and curb repair.
- As part of the Citywide Roadway Assessment Inventory Project, create an inventory traffic signs that will serve as the bases of prioritization of sign repair and rehabilitation.

**PERFORMANCE MEASURES:**

	Actual FY 2018	Actual FY 2019	Actual FY 2020	% Change
# of work orders completed	400	105	150	43%
# of sidewalk/curb repairs	800	26	50	92%
# of new sidewalks installed	2	0	3	300%
# of potholes filled	412	137	260	90%
# of traffic signal repairs	50	104	104	0%
# of street signs installed	200	208	300	44%

## CITY OF APOPKA STREET IMPROVEMENTS

101 - 3412

### LINE ITEM DETAIL

	<u>2020</u>	<u>2021</u>	<u>2022</u>	<u>PERCENT</u>
	<u>ACTUAL</u>	<u>BUDGET</u>	<u>PROPOSED</u>	<u>CHANGE</u>
<b>PERSONNEL COSTS:</b>				
1200 REGULAR SALARIES AND WAGES	248,485	472,483	436,971	-7.52%
1210 LONGEVITY PAY	-	1,385	1,528	10.35%
1400 OVERTIME	17,015	17,280	17,280	0.00%
1600 OTHER REIMBURSED ALLOWANCES	600	960	960	0.00%
2100 F.I.C.A.	19,401	37,646	34,941	-7.19%
2200 RETIREMENT CONTRIBUTION	46,408	90,056	69,209	-23.15%
2300 LIFE AND HEALTH INSURANCE	54,939	129,958	119,943	-7.71%
2400 WORKERS COMPENSATION	23,993	7,283	7,283	0.00%
<b>TOTAL</b>	<b>410,840</b>	<b>757,050</b>	<b>688,115</b>	<b>-9.11%</b>
<b>SUPPLIES AND OTHER SERVICES:</b>				
3100 PROFESSIONAL SERVICES	-	50,000		-100.00%
3200 AUDIT SERVICES		-	-	
3400 OTHER CONTRACTUAL SERVICES	97,041	501,453	592,000	18.06%
4000 TRAVEL & PER DIEM	-	200	200	0.00%
4100 COMMUNICATIONS	164	3,600	3,600	0.00%
4200 FREIGHT & POSTAGE	-	200	200	0.00%
4300 UTILITY SERVICES	42,319	60,500	73,600	21.65%
4310 STREETLIGHTS	1,349,645	1,296,849	1,657,849	27.84%
4400 RENTAL & LEASES	25,484	37,500	55,500	48.00%
4600 REPAIR AND MAINTENANCE	87,677	131,850	237,350	80.02%
4607 ROAD RESURFACING				
4612 STREET STRIPPING	3,509	60,000	75,000	25.00%
4650 VEHICLE MAINTENANCE	23,455	35,000	38,500	10.00%
4900 OTHER CHARGES	10,982	30,000	40,000	33.33%
5100 OFFICE SUPPLIES	266	300	500	66.67%
5200 OPERATING SUPPLIES	19,981	40,220	85,310	112.11%
5201 MEDIAN LANDSCAPING	2,500	-	-	
5203 SIDEWALK/CURB REPAIRS	127,813	100,000	-	-100.00%
5204 STREET SIGN REPLACEMENT	23,078	50,000	50,000	0.00%
5205 GRAFFITI REMOVAL	-	500	-	-100.00%
5250 FUEL & GASOLINE	11,505	27,500	30,250	10.00%
5300 ROAD MATERIALS & SUPPLIES	12,497	45,000	100,000	122.22%
5400 BOOKS, PUBLS, SUBS & MEMBERSHIPS	100	1,200	1,200	0.00%
5500 TRAINING	325	5,000	8,500	70.00%
<b>TOTAL</b>	<b>1,838,340</b>	<b>2,476,872</b>	<b>3,049,559</b>	<b>23.12%</b>

**CITY OF AOPKA  
STREET IMPROVEMENTS**

101 - 3412

**LINE ITEM DETAIL**

	<u>2020</u>	<u>2021</u>	<u>2022</u>	<u>PERCENT</u>
<b>CAPITAL OUTLAY:</b>				
6100 LAND		-	-	
6200 BUILDINGS		-		
6300 INFRASTRUCTURE	54,450	-	-	
6303 ROAD RESURFACING	866,772	340,000	1,800,000	429.41%
6307 SPEED HUMPS PROGRAM		50,000	50,000	0.00%
6400 EQUIPMENT	3,354	35,000	85,000	142.86%
6800 INTANGIBLE ASSETS	4,109	20,000		-100.00%
<b>TOTAL</b>	<b>928,685</b>	<b>445,000</b>	<b>1,935,000</b>	<b>334.83%</b>
<b>TRANSFERS:</b>				
9101 TRANSFER TO GENERAL FUND	-	-	-	
<b>TOTAL</b>	<b>-</b>	<b>-</b>	<b>-</b>	<b>0.00%</b>
<b>TOTAL COST</b>	<b>3,177,865</b>	<b>3,678,922</b>	<b>5,672,674</b>	<b>54.19%</b>

**CITY OF AOPKA  
STREET IMPROVEMENTS  
101 - 3412**

**STAFFING ANALYSIS**

**NUMBER OF FULL-TIME/PART-TIME PERSONNEL**

<u>POSITION</u>	<u>2020</u>	<u>2021</u>	<u>2022</u>
OPERATIONS & MAINTENANCE MANAGER	1	1	1
STREET FOREMAN	1	1	2
MAINTENANCE WORKER II	2	3	2
MAINTENANCE WORKER I	3	4	3
IRRIGATION SPECIALIST	0	1	1
GROUNDS SPECIALIST	0	1	1
TRAFFIC OPERATIONS TECHNICIAN	1	1	0
<b>TOTAL</b>	<b>8</b>	<b>12</b>	<b>10</b>

**CAPITAL OUTLAY**

6200 - Building	_____
6304 - Sidewalks New Construction	_____
6400 - Equipment	_____
<b>Total Capital Outlay</b>	<b>\$ -</b>

**CITY OF APOPKA  
INMATE PROGRAM  
101 - 3414**

The Inmate Program was eliminated in FY 2022.

FISCAL YEAR	CLASSIFICATION	TOTAL COST
2020	ACTUAL	183,860
2021	BUDGET	146,390
2022	PROPOSED	-

**GOALS:**

**PERFORMANCE MEASURES:**

	Actual FY 2018	Actual FY 2019	Estimated FY 2020	% Change
# of Inmate work hours utilized	6,864	7,000	6540	-6.57%
# of training hours	224	224	120	-46.43%

## CITY OF AOPKA INMATE PROGRAM

101 - 3414

### LINE ITEM DETAIL

	<u>2020</u>	<u>2021</u>	<u>2022</u>	<u>PERCENT</u>
	<u>ACTUAL</u>	<u>BUDGET</u>	<u>ADOPTED</u>	<u>CHANGE</u>
<b>PERSONNEL COSTS:</b>				
1200 REGULAR SALARIES AND WAGES	34,230	-	-	#DIV/0!
1210 LONGEVITY PAY	-	-	-	#DIV/0!
1400 OVERTIME	1,202	-	-	#DIV/0!
2100 F.I.C.A.	2,658	-	-	#DIV/0!
2200 RETIREMENT CONTRIBUTION	6,179	-	-	#DIV/0!
2300 LIFE AND HEALTH INSURANCE	7,506	-	-	#DIV/0!
2400 WORKERS COMPENSATION	468	-	-	#DIV/0!
<b>TOTAL</b>	<b>52,244</b>	<b>-</b>	<b>-</b>	<b>#DIV/0!</b>
<b>SUPPLIES AND OTHER SERVICES:</b>				
3400 OTHER CONTRACTUAL SERVICES	104,283	116,000	-	-100.00%
4000 TRAVEL & PER DIEM	1,171	1,250	-	-100.00%
4100 COMMUNICATION	-	720	-	-100.00%
4200 POSTAGE	84	200	-	-100.00%
4400 RENTAL & LEASES	3,776	3,540	-	-100.00%
4600 REPAIR AND MAINTENANCE	-	220	-	-100.00%
4650 VEHICLE MAINTENANCE	7,638	10,000	-	-100.00%
5200 OPERATING SUPPLIES	3,230	5,460	-	-100.00%
5250 FUEL & GASOLINE	11,434	9,000	-	-100.00%
<b>TOTAL</b>	<b>131,616</b>	<b>146,390</b>	<b>-</b>	<b>-100.00%</b>
<b>CAPITAL OUTLAY:</b>				
6300 IMPROV. OTHER THAN BUILDINGS	-	-	-	
6400 EQUIPMENT	-	-	-	
<b>TOTAL</b>	<b>-</b>	<b>-</b>	<b>-</b>	<b>0.00%</b>
<b>TOTAL COST</b>	<b>183,860</b>	<b>146,390</b>	<b>-</b>	<b>-100.00%</b>

**CITY OF APOPKA  
INMATE PROGRAM  
101 - 3414**

**STAFFING ANALYSIS**

**NUMBER OF FULL-TIME/PART-TIME PERSONNEL**

<u>POSITION</u>	<u>2020</u>	<u>2021</u>	<u>2022</u>
MAINTENANCE WORKER II	1	0	0
<b>TOTAL</b>	<b>1</b>	<b>0</b>	<b>0</b>

\*moved to Grounds-Athletic Complex

**CAPITAL OUTLAY**

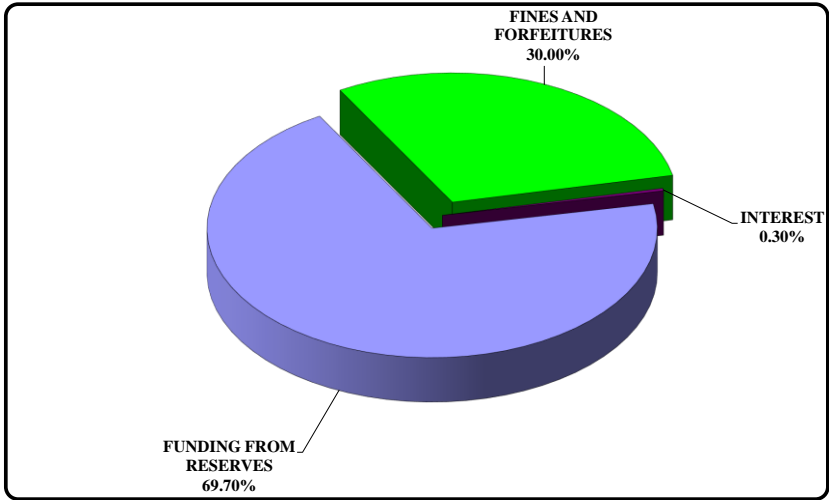
6200 - Building	\$ -
6400 - Equipment	
	\$ -
<b>Total Capital Outlay</b>	<b>\$ -</b>

**CITY OF AOPKA  
LAW ENFORCEMENT TRUST - FEDERAL**

**CITY OF AOPKA  
LAW ENFORCEMENT TRUST FUND - FEDERAL**

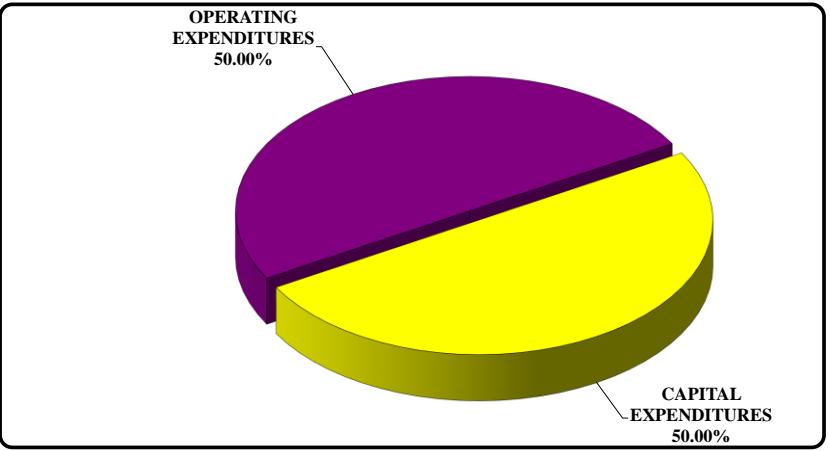
**LAW ENFORCEMENT TRUST FUND - REVENUE AND EXPENDITURES**

**FISCAL YEAR 2021-2022**



<b>TOTAL REVENUE</b>	<b>\$</b>	<b>100,000</b>
----------------------	-----------	----------------

	<b>TOTALS</b>	<b>Percentage of TOTAL</b>
FINES AND FORFEITURES	30,000	30.00%
INTEREST	300	0.30%
FUNDING FROM RESERVES	69,700	69.70%
<b>TOTAL REVENUE</b>	<b>\$ 100,000</b>	<b>100%</b>



<b>TOTAL EXPENDITURES</b>	<b>\$</b>	<b>100,000</b>
---------------------------	-----------	----------------

	<b>TOTALS</b>	<b>Percentage of TOTAL</b>
OPERATING EXPENDITURES	\$ 50,000	50.00%
CAPITAL EXPENDITURES	50,000	50.00%
<b>TOTAL EXPENDITURES</b>	<b>\$ 100,000</b>	<b>100%</b>

**CITY OF AOPKA**  
**LAW ENFORCEMENT TRUST FUND - FEDERAL**

103 - 2291

**LAW ENFORCEMENT TRUST FUND BUDGET SUMMARY**

	<u>2020</u>	<u>2021</u>	<u>2022</u>	<u>PERCENT</u>
	<u>ACTUAL</u>	<u>BUDGET</u>	<u>PROPOSED</u>	<u>CHANGE</u>
<b>ADD REVENUES:</b>				
359-0000 FEDERAL FORFEITURES - JUSTICE	17,683	25,000	25,000	0%
359-2000 FEDERAL FORFEITURES-TREASURY		5,000	5,000	0%
361-1000 INVESTMENT EARNINGS		300	300	0%
361-1001 INTEREST - LETF (JUSTICE)	158			0%
361-1002 INTEREST - LETF (TREASURY)	20			0%
389-1000 FUNDING FROM RESERVES		69,700	69,700	0%
<b>TOTAL REVENUES</b>	<b>17,862</b>	<b>100,000</b>	<b>100,000</b>	<b>0%</b>
<b>DEDUCT EXPENDITURES:</b>				
OPERATING EXPENDITURES	14,000	50,000	50,000	0%
CAPITAL EXPENDITURES	-	50,000	50,000	0%
<b>TOTAL EXPENDITURES</b>	<b>14,000 #</b>	<b>100,000 #</b>	<b>100,000 #</b>	<b>0%</b>

**CITY OF APOPKA  
LAW ENFORCEMENT TRUST FUND - FEDERAL**

FISCAL YEAR	CLASSIFICATION	TOTAL COST
2020	ACTUAL	14,000
2021	BUDGET	100,000
2022	PROPOSED	100,000

**GOALS:**

- Provide funding in accordance with federal regulations for crime prevention efforts, safe neighborhood programs, drug abuse prevention and education
- Provide equipment and professional expertise beyond general fund revenues consistent with the mission of the police department

**CITY OF AOPKA**  
**LAW ENFORCEMENT TRUST FUND - FEDERAL**  
103 - 2291

LINE ITEM DETAIL

	<u>2020</u>	<u>2021</u>	<u>2022</u>	<u>PERCENT</u>
	<u>ACTUAL</u>	<u>BUDGET</u>	<u>PROPOSED</u>	<u>CHANGE</u>
<b>SUPPLIES AND OTHER SERVICES:</b>				
4650 VEHICLE MAINTENANCE	-	-	-	0%
4900 OTHER CURRENT CHARGES	-	-	-	0%
5200 OPERATING SUPPLIES	14,000	50,000	50,000	0%
<b>TOTAL</b>	<b>14,000</b>	<b>50,000</b>	<b>50,000</b>	<b>0%</b>
<b>CAPITAL OUTLAY:</b>				
6300 IMPROV. OTHER THAN BUILDINGS	-			
6400 EQUIPMENT AND MACHINERY		50,000	50,000	0%
<b>TOTAL COST</b>	<b>14,000</b>	<b>100,000</b>	<b>100,000</b>	<b>0%</b>

**CITY OF APOPKA**  
**LAW ENFORCEMENT TRUST FUND - FEDERAL**  
103 - 2291

**STAFFING ANALYSIS**

**NUMBER OF FULL-TIME/PART-TIME PERSONNEL**

<u>POSITION</u>	<u>2020</u>	<u>2021</u>	<u>2022</u>
NONE	0	0	0
<b>TOTAL</b>	<b>0</b>	<b>0</b>	<b>0</b>

**CAPITAL OUTLAY**

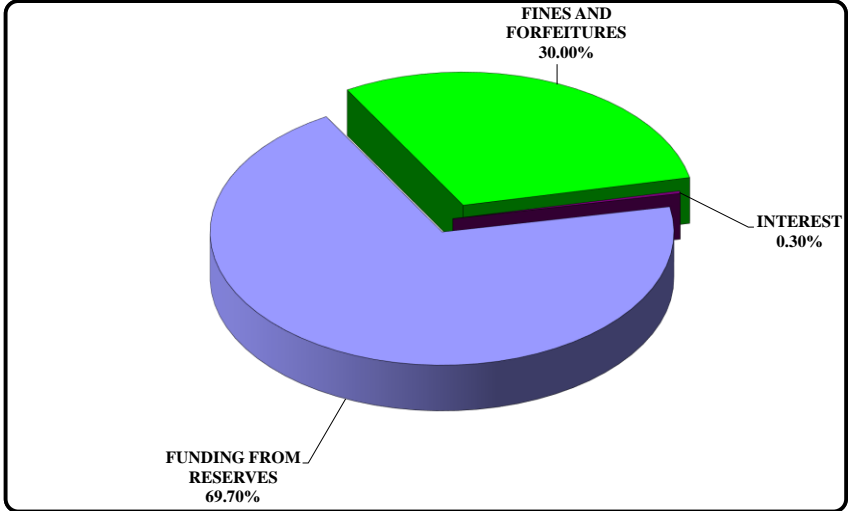
6400 - Equipment		50,000
Total Capital Outlay		\$ 50,000

**CITY OF APOPKA  
LAW ENFORCEMENT TRUST - STATE**

**CITY OF AOPKA  
LAW ENFORCEMENT TRUST FUND - STATE**

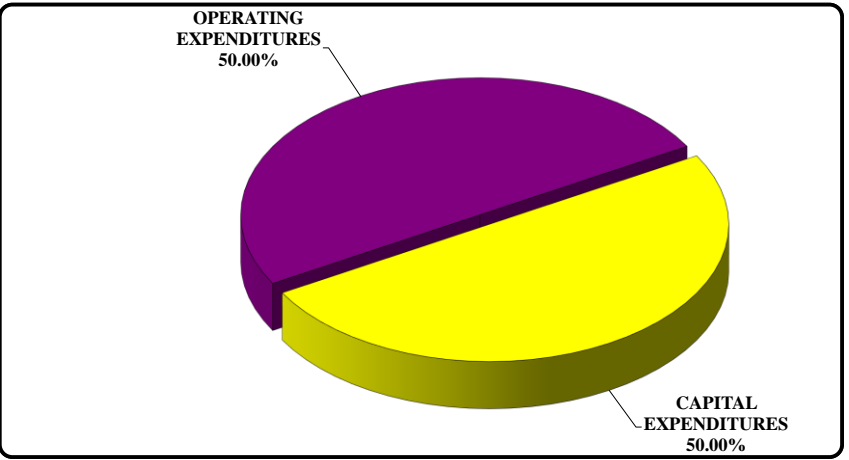
**LAW ENFORCEMENT TRUST FUND - STATE - REVENUE AND EXPENDITURES**

**FISCAL YEAR 2021-2022**



**TOTAL REVENUE     \$     100,000**

	TOTALS	Percentage of TOTAL
FINES AND FORFEITURES	30,000	30.00%
INTEREST	300	0.30%
FUNDING FROM RESERVES	69,700	69.70%
<b>TOTAL REVENUE</b>	<b>\$ 100,000</b>	<b>100%</b>



**TOTAL EXPENDITURES     \$     100,000**

	TOTALS	Percentage of TOTAL
OPERATING EXPENDITURES	\$ 50,000	50.00%
CAPITAL EXPENDITURES	50,000	50.00%
<b>TOTAL EXPENDITURES</b>	<b>\$ 100,000</b>	<b>100%</b>

**CITY OF AOPKA**  
**LAW ENFORCEMENT TRUST FUND - STATE**

105 - 2291

**LAW ENFORCEMENT TRUST FUND - STATE BUDGET SUMMARY**

	<u>2020</u> <u>ACTUAL</u>	<u>2021</u> <u>BUDGET</u>	<u>2022</u> <u>PROPOSED</u>	<u>PERCENT</u> <u>CHANGE</u>
<b>ADD REVENUES:</b>				
351-2000 CONFISCATED PROPERTY				
359-0000 STATE FORFEITURES	1,835	30,000	30,000	0%
361-1000 INVESTMENT EARNINGS	227	300	300	0%
361-1001 INTEREST - LETF (JUSTICE)				0%
361-1002 INTEREST - LETF (TREASURY)				0%
389-1000 FUNDING FROM RESERVES	-	69,700	69,700	0%
<b>TOTAL REVENUES</b>	<b>2,061</b>	<b>100,000</b>	<b>100,000</b>	<b>0%</b>
<b>DEDUCT EXPENDITURES:</b>				
OPERATING EXPENDITURES	-	50,000	50,000	0%
CAPITAL EXPENDITURES	-	50,000	50,000	0%
<b>TOTAL EXPENDITURES</b>	<b>-</b>	<b>100,000</b>	<b>100,000</b>	<b>0%</b>

**CITY OF APOPKA  
LAW ENFORCEMENT TRUST FUND - STATE**

FISCAL YEAR	CLASSIFICATION	TOTAL COST
2020	ACTUAL	-
2021	BUDGET	100,000
2022	PROPOSED	100,000

**GOALS:**

- Provide funding in accordance with Florida statues for crime efforts, safe neighborhood programs drug abuse prevention and education
- Provide equipment and professional expertise beyond general fund revenues consistent with the mission of the police department.

**CITY OF AOPKA**  
**LAW ENFORCEMENT TRUST FUND - STATE**  
105 - 2290

**LINE ITEM DETAIL**

	<u>2020</u> <u>ACTUAL</u>	<u>2021</u> <u>BUDGET</u>	<u>2022</u> <u>PROPOSED</u>	<u>PERCENT</u> <u>CHANGE</u>
<b>SUPPLIES AND OTHER SERVICES:</b>				
4650 VEHICLE MAINTENANCE	-	-	-	0%
4900 OTHER CURRENT CHARGES	-		-	0%
5200 OPERATING SUPPLIES		50,000	50,000	0%
<b>TOTAL</b>	<b>-</b>	<b>50,000</b>	<b>50,000</b>	<b>0%</b>
<b>CAPITAL OUTLAY:</b>				
6400 EQUIPMENT AND MACHINERY		50,000	50,000	0%
<b>TOTAL COST</b>	<b>-</b>	<b>100,000</b>	<b>100,000</b>	<b>0%</b>

**CITY OF APOPKA**  
**LAW ENFORCEMENT TRUST FUND - STATE**  
103 - 2291

**STAFFING ANALYSIS**

**NUMBER OF FULL-TIME/PART-TIME PERSONNEL**

<u>POSITION</u>	<u>2020</u>	<u>2021</u>	<u>2022</u>
NONE	0	0	0
<b>TOTAL</b>	<b>0</b>	<b>0</b>	<b>0</b>

**CAPITAL OUTLAY**

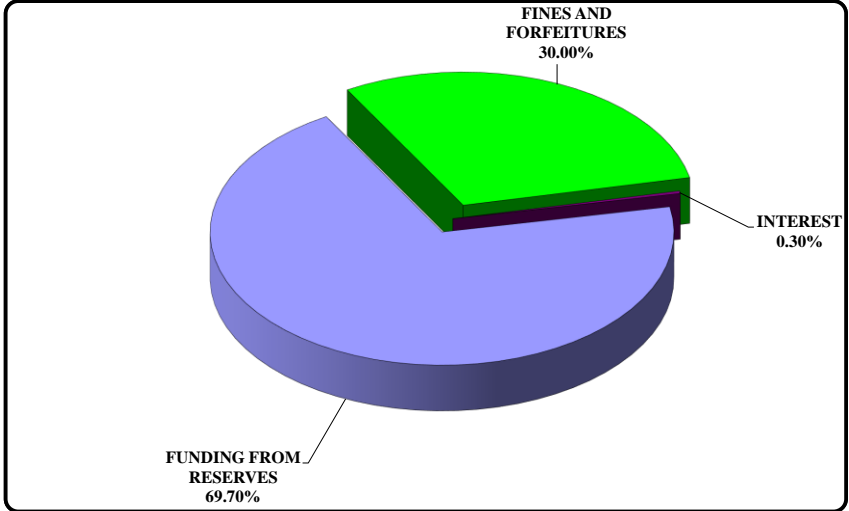
6400 - Equipment		50,000
Total Capital Outlay		\$ 50,000

**CITY OF APOPKA  
POLICE DISCRETIONARY FUND**

**CITY OF AOPKA  
POLICE DISCRETIONARY FUND**

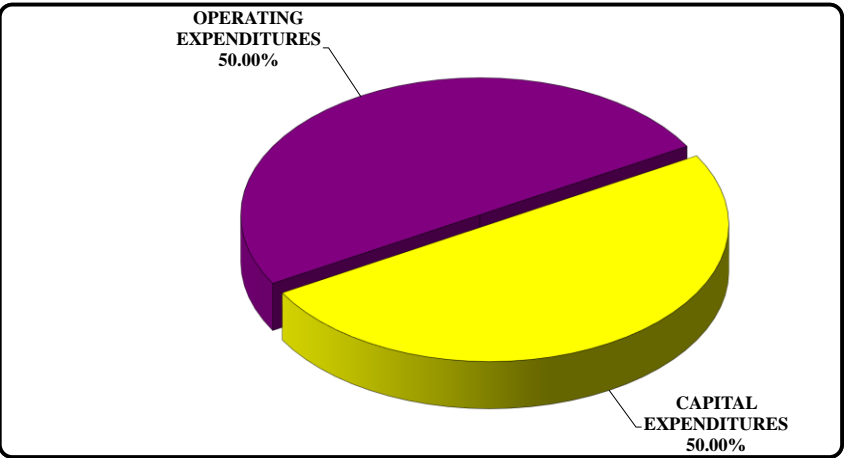
**POLICE DICCRETIONARY FUND - REVENUE AND EXPENDITURES**

FISCAL YEAR 2021-2022



**TOTAL REVENUE      \$      100,000**

	TOTALS	Percentage of TOTAL
FINES AND FORFEITURES	46,300	46.30%
INTEREST	2,000	2.00%
FUNDING FROM RESERVES	51,700	51.70%
<b>TOTAL REVENUE</b>	<b>\$ 100,000</b>	<b>100%</b>



**TOTAL EXPENDITURES      \$      100,000**

	TOTALS	Percentage of TOTAL
OPERATING EXPENDITURES	\$ 50,000	50.00%
CAPITAL EXPENDITURES	50,000	50.00%
DONATIONS	-	0.00%
<b>TOTAL EXPENDITURES</b>	<b>\$ 100,000</b>	<b>100%</b>

**CITY OF AOPKA  
POLICE DISCRETIONARY FUND**

106 - 2291

**POLICE DISCRETIONARY FUND BUDGET SUMMARY**

		<u>2020</u>	<u>2021</u>	<u>2022</u>	<u>PERCENT</u>
		<u>ACTUAL</u>	<u>BUDGET</u>	<u>PROPOSED</u>	<u>CHANGE</u>
<b>ADD REVENUES:</b>					
341-9002	POLICE TOWING - CID	14,000	25,000	18,000	0%
341-9003	POLICE TOWING - FORENSICS	14,000	5,000	18,000	0%
351-2000	POLICE - ABANDONED PROPERTY	-	300	300	0%
351-3000	POLICE TRAINING	6,434		10,000	0%
361-1000	INTEREST	4,695		2,000	
366-9003	DONATIONS - POLICE DEPARTMENT	47,210			
383-0000	CANCEL PRIOR YEAR EXPENSE				0%
389-1000	FUNDING FROM RESERVES	-	69,700	51,700	0%
<b>TOTAL REVENUES</b>		<b>86,339</b>	<b>100,000</b>	<b>100,000</b>	<b>0%</b>
<b>DEDUCT EXPENDITURES:</b>					
OPERATING EXPENDITURES		30,778	50,000	50,000	0%
CAPITAL EXPENDITURES			50,000	50,000	0%
DONATIONS					
<b>TOTAL EXPENDITURES</b>		<b>30,778</b>	<b>100,000</b>	<b>100,000</b>	<b>0%</b>

**CITY OF APOPKA  
POLICE DISCRETIONARY FUND**

FISCAL YEAR	CLASSIFICATION	TOTAL COST
2020	ACTUAL	40,778
2021	BUDGET	100,000
2022	PROPOSED	100,000

**GOALS:**

- Provide training for complex investigations, forensic sciences, or police management provide equipment or technology beyond that supported by the general fund, enhance community policing efforts by providing donations to groups and functions that are consistent with the department mission.

**CITY OF AOPKA  
POLICE DISCRETIONARY FUND**

106 - 2220

LINE ITEM DETAIL

	<u>2020</u>	<u>2021</u>	<u>2022</u>	<u>PERCENT</u>
	<u>ACTUAL</u>	<u>BUDGET</u>	<u>PROPOSED</u>	<u>CHANGE</u>
<b>SUPPLIES AND OTHER SERVICES:</b>				
5200 OPERATING SUPPLIES	894	50,000	50,000	0%
5201 OP SUPPLIES - TOWING CID				
5202 OP SUPPLIES - TOWING FOR				
5203 OP SUPPLIES - DONATIONS	27,404			
5205 OP SUPPLIES - TECHNOLOGY				
5214 OP SUPPLIES - CANINE				
5221 OP SUPPLIES - CANINE RETIREMENT PGM		-	-	
5450 POLICE - SPECIAL TRAINING	2,480			
5501 TRAINING - OTHER				
<b>TOTAL</b>	<b>30,778</b>	<b>50,000</b>	<b>50,000</b>	<b>0%</b>
<b>CAPITAL OUTLAY:</b>				
6322 IMPROV. OTHER THAN BUILDINGS				
6400 EQUIPMENT AND MACHINERY			50,000	
6401 EQUIPMENT AND MACHINERY - TOWING - CID		50,000		0%
6402 EQUIPMENT AND MACHINERY - TOWING - FOR				
6402 EQUIPMENT AND MACHINERY - CANINE PROG	10,000			
<b>TOTAL</b>	<b>10,000</b>	<b>50,000</b>	<b>50,000</b>	<b>0%</b>
<b>DONATIONS:</b>				
8200 DONATIONS		-		
<b>TOTAL COST</b>	<b>40,778</b>	<b>100,000</b>	<b>100,000</b>	<b>0%</b>

**CITY OF APOPKA**  
**POLICE DISCRETIONARY FUND**  
106 - 2291

**STAFFING ANALYSIS**

**NUMBER OF FULL-TIME/PART-TIME PERSONNEL**

<u>POSITION</u>	<u>2020</u>	<u>2021</u>	<u>2022</u>
NONE	0	0	0
<b>TOTAL</b>	<b>0</b>	<b>0</b>	<b>0</b>

**CAPITAL OUTLAY**

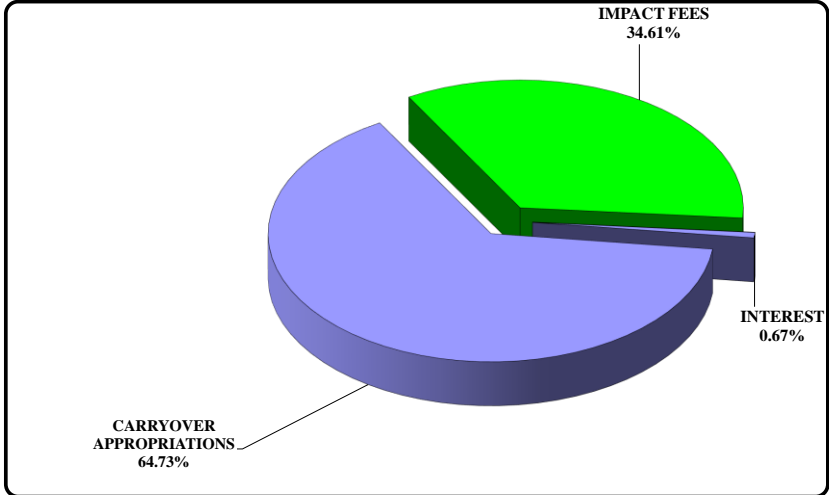
6400 - Equipment			_____
Total Capital Outlay			\$ -

**CITY OF AOPKA  
TRAFFIC IMPACT FEES**

**CITY OF AOPKA  
TRANSPORTATION IMPACT FEE FUND**

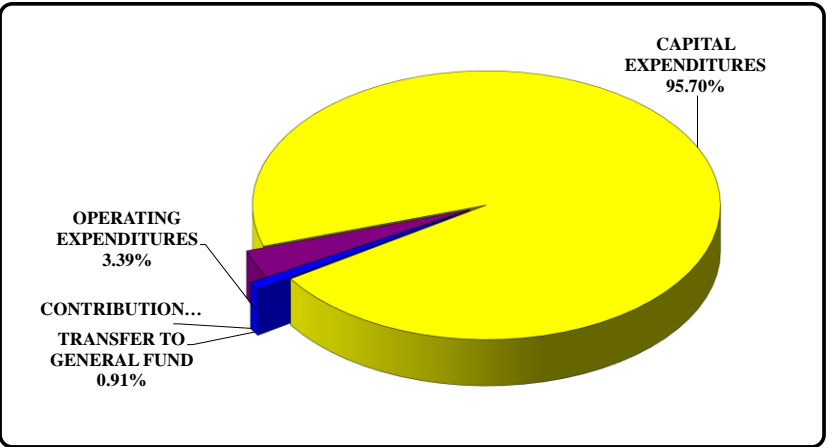
**TRANSPORTATION IMPACT FEES FUND - REVENUE AND EXPENDITURES**

**FISCAL YEAR 2021-2022**



**TOTAL REVENUE      \$      7,513,300**

	TOTALS	Percentage of TOTAL
IMPACT FEES	2,600,000	34.61%
CHARGES FOR SERVICE	-	0.00%
INTEREST	50,000	0.67%
CARRYOVER APPROPRIATIONS	4,863,300	64.73%
<b>TOTAL REVENUE</b>	<b>\$ 7,513,300</b>	<b>100%</b>



**TOTAL EXPENDITURES      \$      7,513,300**

	TOTALS	Percentage of TOTAL
OPERATING EXPENDITURES	\$ 255,000	3.39%
CAPITAL EXPENDITURES	7,190,000	95.70%
TRANSFER TO GENERAL FUND	68,300	0.91%
CONTRIBUTIONS	-	0.00%
<b>TOTAL EXPENDITURES</b>	<b>\$ 7,513,300</b>	<b>100%</b>

**CITY OF APOPKA**  
**TRANSPORTATION IMPACT FEES FUND**  
102 - 3413

**TRANSPORTATION IMPACT FEES FUND BUDGET SUMMARY**

	<u>2020</u>	<u>2021</u>	<u>2022</u>	<u>PERCENT</u>	
	<u>ACTUAL</u>	<u>BUDGET</u>	<u>PROPOSED</u>	<u>CHANGE</u>	
<b>ADD REVENUES:</b>					
324-3100	IMPACT FEES - RESIDENTIAL	1,300,570	800,000	1,300,000	62.50%
324-3200	IMPACT FEES - COMMERCIAL	1,399,188	750,000	1,300,000	73.33%
361-1000	INVESTMENT EARNINGS	60,136	50,000	50,000	0.00%
363-1250	CHARGES FOR SERVICES	49,050			0.00%
363-9000	MISCELLANEOUS REVENUES				0.00%
381-1200	TRANSFER FROM STORMWATER				
389-1000	FUNDING FROM RESERVES		868,300	4,863,300	<b>460.09%</b>
<b>TOTAL REVENUES AVAILABLE</b>		<b>2,808,944</b>	<b>2,468,300</b>	<b>7,513,300</b>	<b>204.39%</b>
<b>DEDUCT EXPENDITURES:</b>					
	OPERATING EXPENDITURES	113,653	150,000	255,000	70.00%
	CAPITAL EXPENDITURES	1,216,815	2,250,000	7,190,000	219.56%
<b>TRANSFERS OUT:</b>					
	GENERAL FUND	68,300	68,300	68,300	<b>0.00%</b>
<b>CONTRIBUTIONS:</b>					
	DEVELOPER AGREEMENTS	2,366,246	-	-	
<b>TOTAL EXPENDITURES</b>		<b>3,765,015</b>	<b>2,468,300</b>	<b>7,513,300</b>	<b>204.39%</b>

**CITY OF APOPKA**  
**TRAFFIC IMPACT FEES**  
**102 - 3413**

The Transportation Impact Fee Fund tracks and accounts for the fees collected to ensure new development helps cover the costs associated with street infrastructure improvements within the City of Apopka.

FISCAL YEAR	CLASSIFICATION	TOTAL COST
2020	ACTUAL	3,765,015
2021	BUDGET	2,568,300
2022	PROPOSED	7,513,300

**GOALS:**

- Harmon Road Extension - Ocoee-Apopka Road to Existing Harmon Road - New 2-Lane Road
- Vick Road and Lester Road New Signal - Design and Construction
- US 441 and Errol Parkway Signal Improvements
- Kelly Park Road and Jason Dwelley Rd- New Signal Construction
- US 441 and Errol Parkway Signal Improvements

**PERFORMANCE MEASURES:**

	Actual FY 2018	Actual FY 2019	Actual FY 2020	% Change
# of Road improvements started	4	3	3	0%
# of Road improvements completed	1	2	2	0%

**CITY OF APOPKA  
TRAFFIC IMPACT FEES  
102 - 3413**

**LINE ITEM DETAIL**

	<u>2020</u> <u>ACTUAL</u>	<u>2021</u> <u>BUDGET</u>	<u>2022</u> <u>PROPOSED</u>	<u>PERCENT</u> <u>CHANGE</u>
<b>SUPPLIES AND OTHER SERVICES:</b>				
3100 PROFESSIONAL SERVICES	81,753	100,000	200,000	100%
3112 TRAFFIC COUNTS	31,900	50,000	55,000	10%
<b>TOTAL</b>	<b>113,653</b>	<b>150,000</b>	<b>255,000</b>	<b>70%</b>
<b>CAPITAL OUTLAY:</b>	<b>1,216,815</b>	<b>2,250,000</b>	<b>7,190,000</b>	<b>220%</b>
<b>TRANSFERS:</b>	<b>68,300</b>	<b>68,300</b>	<b>68,300</b>	<b>0%</b>
<b>CONTRIBUTIONS:</b>				
8100 DEVELOPER AGREEMENTS	2,366,246	100,000		100%
<b>TOTAL COST</b>	<b>3,765,015</b>	<b>2,568,300</b>	<b>7,513,300</b>	<b>193%</b>

**CITY OF APOPKA**  
**TRAFFIC IMPACT FEES**  
102 - 3413

**STAFFING ANALYSIS**

**NUMBER OF FULL-TIME/PART-TIME PERSONNEL**

<u>POSITION</u>	<u>2020</u>	<u>2021</u>	<u>2022</u>
NONE	0	0	0
<b>TOTAL</b>	<b>0</b>	<b>0</b>	<b>0</b>

**CAPITAL OUTLAY**

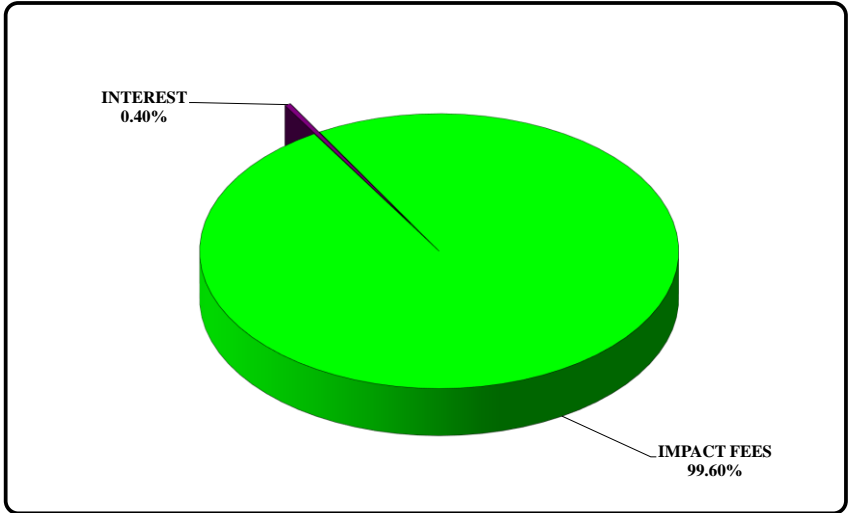
6300 - Infrastructure			
US 441 and Bradshaw Road Signal Improvements			650,000
New Sidewalks		100,000	200,000
Peterson Road/King Street Reconstruction and Safety Improvements		350,000	
Harmon Road Extension - Ocoee-Apopka Road to Existing Harmon Road - New 2-Lane Road		500,000	4,000,000
Sandpiper Road Realignment			60,000
Sandpiper Road at Park Avenue New Signal			80,000
St. Johns Water Management District Lake Apopka Site Driveway Improvements		500,000	
West Kelly Park Road - Capacity and Safety Improvements		300,000	
Kelly Park Road and Jason Dwelley Rd- New Signal Construction			750,000
Vick Road and Lester Road New Signal - Design and Construction		500,000	800,000
US 441 and Errol Parkway Signal Improvements			650,000
Total Capital Outlay	0	\$ 2,250,000	\$ 7,190,000

**CITY OF AOPKA  
RECREATION IMPACT FEES**

**CITY OF AOPKA  
RECREATION IMPACT FEE FUND**

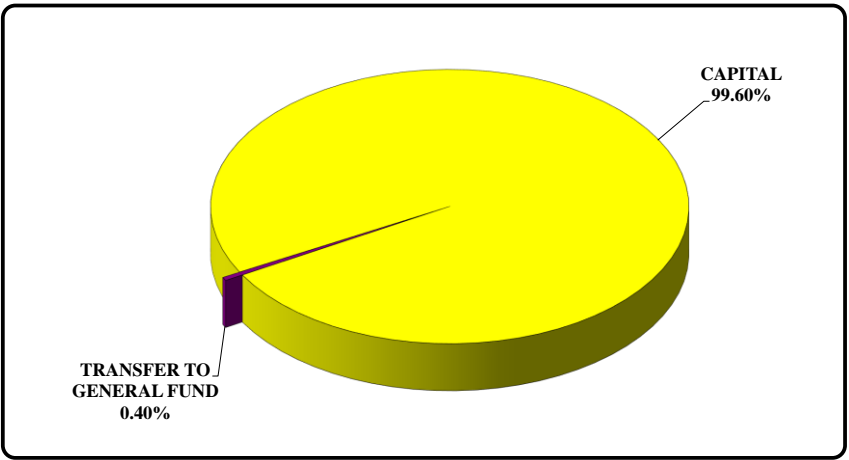
**RECREATION IMPACT FEES FUND - REVENUE AND EXPENDITURES**

**FISCAL YEAR 2021-2022**



**TOTAL REVENUE      \$      502,000**

	TOTALS	Percentage of TOTAL
IMPACT FEES	500,000	99.60%
INTEREST	2,000	0.40%
RESERVES	-	0.00%
<b>TOTAL REVENUE</b>	<b>\$ 502,000</b>	<b>100%</b>



**TOTAL EXPENDITURES      \$      502,000**

	TOTALS	Percentage of TOTAL
TRANSFER TO GENERAL FUND	2,000	0.40%
CAPITAL	500,000	99.60%
<b>TOTAL EXPENDITURES</b>	<b>\$ 502,000</b>	<b>100%</b>

**CITY OF AOPKA  
RECREATION IMPACT FEES FUND**

104 - 3614

**RECREATION IMPACT FEES FUND BUDGET SUMMARY**

	<u>2020</u> <u>ACTUAL</u>	<u>2021</u> <u>BUDGET</u>	<u>2022</u> <u>PROPOSED</u>	<u>PERCENT</u> <u>CHANGE</u>
<b>ADD REVENUES:</b>				
324-6100 RECREATION IMPACT FEES	788,640	200,000	500,000	150.00%
361-1000 INVESTMENT EARNINGS	11,139	2,000	2,000	0.00%
FUNDING FROM RESERVES		75,000	-	0.00%
FUNDING FROM OTHER FUNDS	-	-		0.00%
<b>TOTAL REVENUES AVAILABLE</b>	<b>799,779</b>	<b>277,000</b>	<b>502,000</b>	<b>81.23%</b>
<b>DEDUCT EXPENDITURES:</b>				
OPERATING EXPENDITURES		-	-	0.00%
CAPITAL EXPENDITURES	17,016	275,000	500,000	0.00%
DEBT SERVICE				#DIV/0!
CONTINGENCY				0.00%
<b>TRANSFERS OUT:</b>				
GENERAL FUND	2,000	2,000	2,000	0.00%
<b>TOTAL EXPENDITURES</b>	<b>19,016</b>	<b>277,000</b>	<b>502,000</b>	<b>81.23%</b>

**CITY OF AOPKA**  
**RECREATION IMPACT FEES**  
104 - 3614

The recreation impact fees are collected from new residential construction to purchase, build or improve the City's parks and recreation facilities.

FISCAL YEAR	CLASSIFICATION	TOTAL COST
2020	ACTUAL	19,016
2021	BUDGET	277,000
2022	PROPOSED	502,000

**GOALS:**

- Follow the Recreation Master Plan to identify and prioritize future parks and recreation facilities throughout the City.
- Periodically review the impact fee rate structure to ensure it is adequate to cover the future costs needed for new parks and recreation facilities in the City caused by the experienced growth.

# CITY OF AOPKA RECREATION IMPACT FEES

## STAFFING ANALYSIS

### NUMBER OF FULL-TIME/PART-TIME PERSONNEL

<u>POSITION</u>	<u>2020</u>	<u>2021</u>	<u>2022</u>
NONE	0	0	0
<b>TOTAL</b>	<b>0</b>	<b>0</b>	<b>0</b>

### CAPITAL OUTLAY

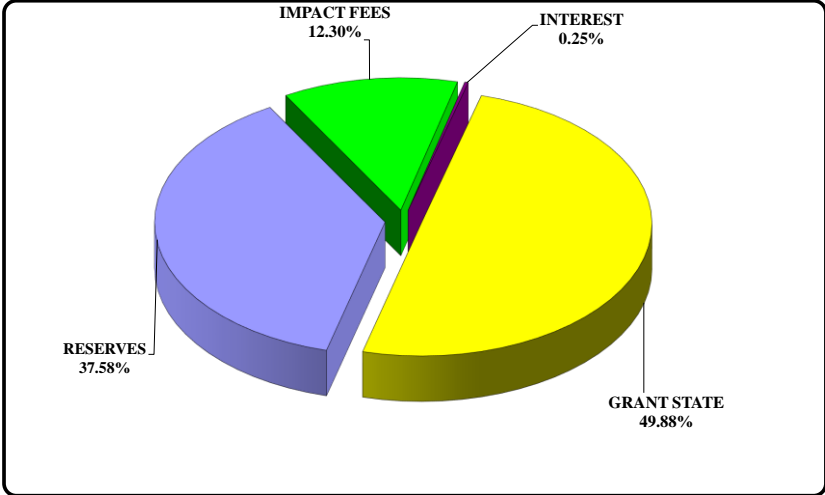
6300 - Infrastructure			
Bathroom Northwest Recreation Facility		\$ 225,000	
ADA Sidwalk		50,000	
South Road to Jason Dwelley			500,000
		\$ 275,000	\$ 500,000
Total Capital Outlay		\$ 275,000	\$ 500,000

**CITY OF AOPKA  
FIRE IMPACT FEES**

**CITY OF AOPKA  
FIRE IMPACT FEE FUND**

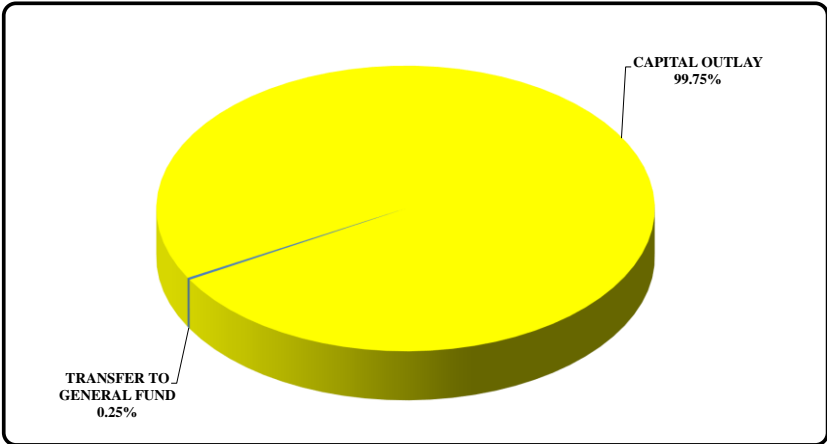
**FIRE IMPACT FEES FUND - REVENUE AND EXPENDITURES**

**FISCAL YEAR 2021-2022**



**TOTAL REVENUE      \$      2,033,000**

	<u>TOTALS</u>	<u>Percentage of TOTAL</u>
IMPACT FEES	250,000	12.30%
INTEREST	5,000	0.25%
GRANT STATE	1,014,000	49.88%
RESERVES	764,000	37.58%
<b>TOTAL REVENUE</b>	<b>\$ 2,033,000</b>	<b>100%</b>



	<u>TOTALS</u>	<u>Percentage of TOTAL</u>
TRANSFER TO GENERAL FUND	5,000	0.25%
OPERATING EXPENDITURES	-	
CAPITAL OUTLAY	2,028,000	99.75%
CONTINGENCY	-	
<b>TOTAL EXPENDITURES</b>	<b>\$ 2,033,000</b>	<b>100%</b>

**CITY OF AOPKA**  
**FIRE IMPACT FEES FUND**  
110-2110

**FIRE IMPACT FEES FUND BUDGET SUMMARY**

	<u>2020</u> <u>ACTUAL</u>	<u>2021</u> <u>BUDGET</u>	<u>2022</u> <u>PROPOSED</u>	<u>PERCENT</u> <u>CHANGE</u>
<b>ADD REVENUES:</b>				
FIRE IMPACT FEES - RESIDENTIAL	325,680	125,000	125,000	0.00%
FIRE IMPACT FEES - COMMERCIAL	392,269	125,000	125,000	0.00%
INVESTMENT EARNINGS	15,996	5,000	5,000	0.00%
GRANTS - STATE			1,014,000	
FUNDING FROM RESERVES			764,000	
<b>TOTAL REVENUES AVAILABLE</b>	<b>733,945</b>	<b>255,000</b>	<b>2,033,000</b>	<b>697.25%</b>
<b>DEDUCT EXPENDITURES:</b>				
OPERATING EXPENDITURES		30,000		0.00%
CAPITAL EXPENDITURES		-	2,028,000	0.00%
DEBT SERVICE		-	-	0.00%
CONTINGENCY (RETURN TO RESERVES)		220,000		-100.00%
<b>TRANSFERS OUT:</b>				
GENERAL FUND	5,000	5,000	5,000	0.00%
<b>TOTAL EXPENDITURES</b>	<b>5,000</b>	<b>255,000</b>	<b>2,033,000</b>	<b>697.25%</b>

**CITY OF AOPKA**  
**FIRE IMPACT FEES**  
110-2110

The fire impact fees are collected from new residential construction to purchase, build or improve the City's fire facilities.

FISCAL YEAR	CLASSIFICATION	TOTAL COST
2020	ACTUAL	5,000
2021	BUDGET	255,000
2022	PROPOSED	2,033,000

**GOALS:**

- Promote financial stability and focus attention on the city’s long term financial capacity to meet needs.
- Provide capital assets in order to meet the increased demands of growth and not fund existing deficiencies.
- Consistently make decisions related to impact fee spending that are aligned with the overall department goals and objectives regarding the provision of emergency services.
- Ensure existing levels of emergency services continue into the future throughout all parts of the community by means of responsible planning consistent with laws.

**CITY OF APOPKA  
FIRE IMPACT FEES  
110-2110**

**STAFFING ANALYSIS**

**NUMBER OF FULL-TIME/PART-TIME PERSONNEL**

<u>POSITION</u>	<u>2020</u>	<u>2021</u>	<u>2022</u>
NONE	0	0	0
<b>TOTAL</b>	<b>0</b>	<b>0</b>	<b>0</b>

**CAPITAL OUTLAY**

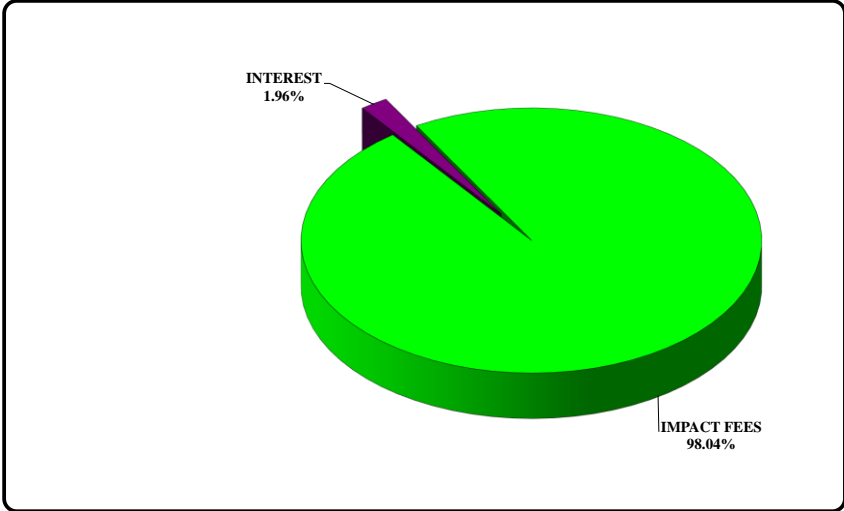
6200 - Building Fire Station No. 6		\$ 2,028,000
		<u>\$ 2,028,000</u>
 Total Capital Outlay		 \$ 2,028,000

**CITY OF AOPKA  
POLICE IMPACT FEES**

**CITY OF AOPKA  
POLICE IMPACT FEE FUND**

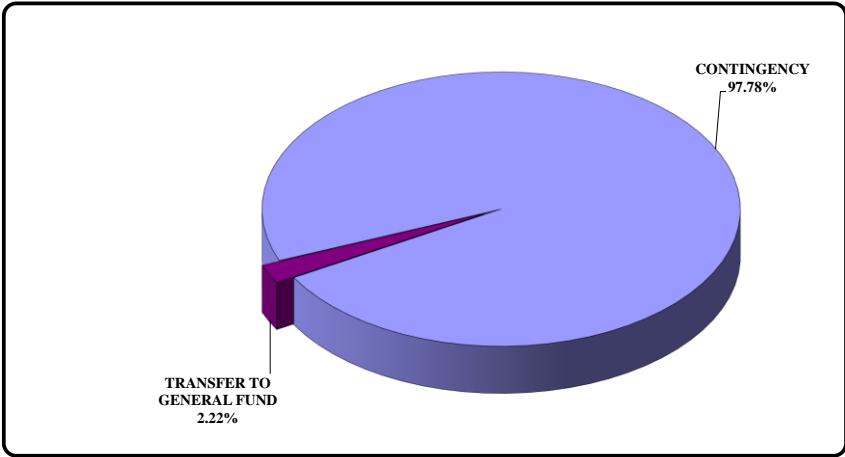
**POLICE IMPACT FEES FUND - REVENUE AND EXPENDITURES**

**FISCAL YEAR 2021-2022**



**TOTAL REVENUE      \$      255,000**

	TOTALS	Percentage of TOTAL
IMPACT FEES	250,000	98.04%
INTEREST	5,000	1.96%
<b>TOTAL REVENUE</b>	<b>\$ 255,000</b>	<b>100%</b>



**TOTAL EXPENDITURES      \$      225,000**

	TOTALS	Percentage of TOTAL
TRANSFER TO GENERAL FUND	5,000	2.22%
OPERATING EXPENDITURES	-	0.00%
CONTINGENCY	220,000	97.78%
<b>TOTAL EXPENDITURES</b>	<b>\$ 225,000</b>	<b>100%</b>

**CITY OF AOPKA  
POLICE IMPACT FEES FUND**

115-2210

**POLICE IMPACT FEES FUND BUDGET SUMMARY**

	<u>2020</u> <u>ACTUAL</u>	<u>2021</u> <u>BUDGET</u>	<u>2022</u> <u>PROPOSED</u>	<u>PERCENT</u> <u>CHANGE</u>
<b>ADD REVENUES:</b>				
POLICE IMPACT FEES - RESIDENTIAL	343,620	125,000	125,000	0.00%
POLICE IMPACT FEES - COMMERCIAL	403,701	125,000	125,000	0.00%
INVESTMENT EARNINGS	16,314	5,000	5,000	0.00%
<b>TOTAL REVENUES AVAILABLE</b>	<b>763,635</b>	<b>255,000</b>	<b>255,000</b>	<b>0.00%</b>
<b>DEDUCT EXPENDITURES:</b>				
OPERATING EXPENDITURES				0.00%
CAPITAL EXPENDITURES		30,000	30,000	0.00%
DEBT SERVICE		-	-	0.00%
CONTINGENCY (RETURN TO RESERVES)		220,000	220,000	0.00%
<b>TRANSFERS OUT:</b>				
GENERAL FUND	5,000	5,000	5,000	0.00%
<b>TOTAL EXPENDITURES</b>	<b>5,000</b>	<b>255,000</b>	<b>255,000</b>	<b>0.00%</b>

**CITY OF APOPKA**  
**POLICE IMPACT FEES**  
115-2210

The police impact fees are collected from new residential construction to purchase, build or improve the City's police facilities.

FISCAL YEAR	CLASSIFICATION	TOTAL COST
2020	ACTUAL	5,000
2021	BUDGET	255,000
2022	PROPOSED	255,000

**GOALS:**

- Promote financial stability and focus attention on the city's long term financial capacity to meet needs.
- Provide capital assets in order to meet the increased demands of growth and not fund existing deficiencies.
- Consistently make decisions related to impact fee spending that are aligned with the overall department goals and objectives regarding the provision of emergency services.
- Ensure existing levels of emergency services continue into the future throughout all parts of the community by means of responsible planning consistent with laws.

**CITY OF APOPKA**  
**POLICE IMPACT FEES**  
 115-2210

**STAFFING ANALYSIS**

**NUMBER OF FULL-TIME/PART-TIME PERSONNEL**

<u>POSITION</u>	<u>2020</u>	<u>2021</u>	<u>2022</u>
NONE	0	0	0
<b>TOTAL</b>	<b>0</b>	<b>0</b>	<b>0</b>

**CAPITAL OUTLAY**

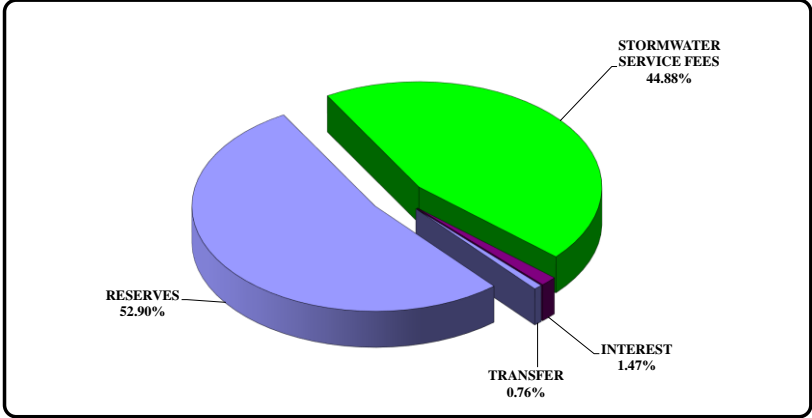
6300 - Infrastructure	\$ -
Total Capital Outlay	\$ -

**CITY OF AOPKA  
STORMWATER FUND**

**CITY OF AOPKA  
STORMWATER FUND**  
120-3151

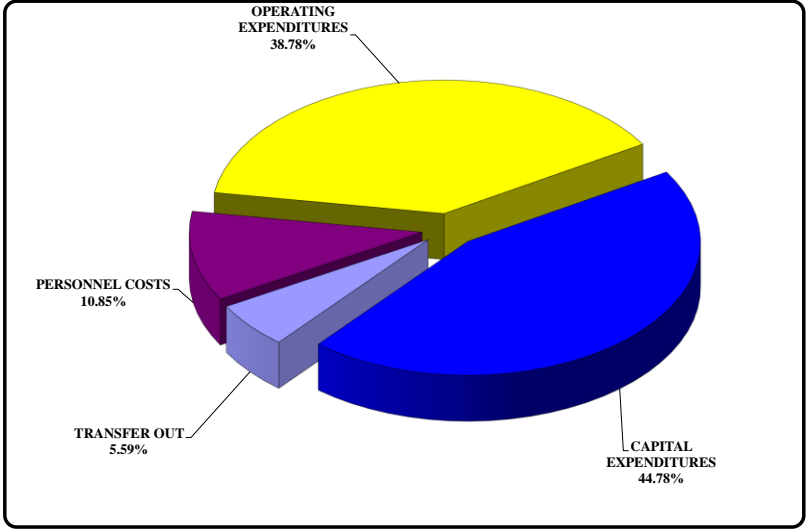
**STORMWATER FUND - REVENUE AND EXPENDITURES**

**FISCAL YEAR 2021-2022**



**TOTAL REVENUE      \$      1,105,391**

	TOTALS	Percentage of TOTAL
STORMWATER SERVICE FEES	\$ 496,103	44.88%
INTEREST	16,200	1.47%
TRANSFER	8,373	0.76%
RESERVES	584,715	52.90%
<b>TOTAL REVENUE</b>	<b>\$ 1,105,391</b>	<b>100%</b>



**TOTAL EXPENDITURES      \$      1,105,391**

	TOTALS	Percentage of TOTAL
PERSONNEL COSTS	\$ 119,966	10.85%
OPERATING EXPENDITURES	428,620	38.78%
CAPITAL EXPENDITURES	495,000	44.78%
TRANSFER OUT	61,805	5.59%
<b>TOTAL EXPENDITURES</b>	<b>\$ 1,105,391</b>	<b>100%</b>

**CITY OF AOPKA  
STORMWATER FUND  
120-3151**

**STORMWATER MANAGEMENT FUND BUDGET SUMMARY**

	<u>2020</u> <u>ACTUAL</u>	<u>2021</u> <u>BUDGET</u>	<u>2022</u> <u>PROPOSED</u>	<u>PERCENT</u> <u>CHANGE</u>
<b>ADD REVENUES:</b>				
343-7000 STORMWATER SERVICE FEES	459,291	477,372	494,603	3.61%
343-7050 PRIOR YEAR STORMWATER FEES	649	1,500	1,500	0.00%
361-1000 INVESTMENT EARNINGS	19,333	15,000	15,000	0.00%
361-3001 INTEREST - COUNTY TAX COLLECTOR	1,093	1,200	1,200	0.00%
381-1740 TRANSER FROM SA - MARTIN PLACE	-	-	8,373	0.00%
389-0009 CARRYFORWARD APPROPRIATIONS	-	-	-	0.00%
389-1000 FUNDING FROM RESERVES	-	702,403	584,715	0.00%
<b>TOTAL REVENUES AVAILABLE</b>	<b>480,366</b>	<b>1,197,475</b>	<b>1,105,391</b>	<b>-7.69%</b>
<b>DEDUCT EXPENDITURES:</b>				
PERSONNEL COSTS	-	-	119,966	0.00%
OPERATING EXPENDITURES	139,460	385,670	428,620	11.14%
CAPITAL EXPENDITURES	977,701	750,000	495,000	-34.00%
<b>TRANSFERS OUT:</b>				
GENERAL FUND	61,805	61,805	61,805	0.00%
<b>TOTAL EXPENDITURES</b>	<b>1,178,966</b>	<b>1,197,475</b>	<b>1,105,391</b>	<b>-7.69%</b>

**CITY OF AOPKA**  
**STORMWATER FUND**  
120 - 3151

The primary purpose of the Stormwater Fund is to comply with NPDES MS4 regulations. The primary objectives of this Fund are to inspect, clean, repair, rehabilitate, and design/permit/build improvements to stormwater systems that provide flood control and significantly increases water quality treatment within the City.

FISCAL YEAR	CLASSIFICATION	TOTAL COST
2020	ACTUAL	1,178,966
2021	BUDGET	1,197,475
2022	PROPOSED	1,105,391

**GOALS:**

- Complete the ongoing Stormwater Needs Assessment that will serve as the basis to increase Stormwater Utility Rates that will then provide additional resources to more effectively address Citywide stormwater needs.
- Improve effectiveness of MS4 compliant program to inspect, clean, repair, rehabilitate, and design/permit/build improvements to the stormwater systems that provides flood control and signficatly increases water quality treatement within the city.
- Prioritize and strategize the effective use of additional resources anticipated to result from an increase in the Stormwater Utility Rates, including prioritization of needed increases in equipment, training; and maintenance, inspection, and public outreach personnel.

**PERFORMANCE MEASURES:**

	Estimated FY 20	Estimated FY 21	Estimated FY22	% Change
Pipes/Culverts Inspections (miles)	0	0.1	10.5	10400.0%
Inlets/Catch Basins/Grates Inspections	103	262	420	60.3%
Flood Control Project Completed	13	22	26	18.2%

**CITY OF AOPKA  
STORMWATER FUND**

120 - 3151

LINE ITEM DETAIL

	<u>2020</u>	<u>2021</u>	<u>2022</u>	<u>PERCENT</u>	
	<u>ACTUAL</u>	<u>BUDGET</u>	<u>PROPOSED</u>	<u>CHANGE</u>	
<b>PERSONNEL COSTS:</b>					
1200	REGULAR SALARIES AND WAGES		76,585	0.00%	
1210	LONGEVITY PAY		202	0.00%	
1400	OVERTIME		-	0.00%	
1600	OTHER REIMBURSED ALLOWANCES		-	0.00%	
2100	F.I.C.A.		5,874	0.00%	
2200	RETIREMENT CONTRIBUTION		12,816	0.00%	
2300	LIFE AND HEALTH INSURANCE		20,412	0.00%	
2400	WORKERS COMPENSATION		4,077	0.00%	
<b>TOTAL</b>	-	-	<b>119,966</b>	-	
<b>SUPPLIES AND OTHER SERVICES:</b>					
3100	PROFESSIONAL SERVICES	26,567	50,000	50,000	0.00%
3400	OTHER CONTRACTUAL SERVICES	38,414	158,000	177,000	12.03%
3410	TAX COLLECTOR ADMIN FEE	14,039			0.00%
4100	COMMUNICATIONS	25	720	720	0.00%
4300	UTILITY SERVICES	3,568	30,000	35,000	16.67%
4400	RENTALS AND LEASES	850	10,000	10,000	0.00%
4600	REPAIR & MAINT.-BLDG. & EQUIPMENT		200	200	0.00%
4650	VEHICLE MAINTENANCE	2,159	10,000	11,000	10.00%
4900	OTHER CHARGES	36,505	48,000	48,000	0.00%
5100	OFFICE SUPPLIES		100	150	50.00%
5200	OPERATING SUPPLIES	15,554	51,700	67,875	31.29%
5250	FUEL & GASOLINE	1,223	17,250	18,975	10.00%
5400	BOOKS,PUBS, SUBS & MEMBERSHIPS	557	3,750	3,750	0.00%
5500	TRAINING		5,950	5,950	0.00%
<b>TOTAL</b>	<b>139,460</b>	<b>385,670</b>	<b>428,620</b>	<b>11.14%</b>	
<b>CAPITAL OUTLAY:</b>					
6100	LAND	-	-	-	
6300	INFRASTRUCTURE	566,018	650,000	350,000	-46.15%
6400	EQUIPMENT	411,683	75,000	145,000	93.33%
6800	INTANGIBLES		25,000		-100.00%
<b>TOTAL</b>	<b>977,701</b>	<b>750,000</b>	<b>495,000</b>	<b>-34.00%</b>	
<b>TRANSFERS OUT:</b>					
9101	TRANSFER TO GENERAL FUND	61,805	61,805	61,805	0.00%
9111	TRANSFER TO STREET IMPROVEMENT FUND	-	-		
<b>TOTAL</b>	<b>61,805</b>	<b>61,805</b>	<b>61,805</b>	<b>0.00%</b>	
<b>TOTAL COST</b>	<b>1,178,966</b>	<b>1,197,475</b>	<b>1,105,391</b>	<b>-7.69%</b>	

**CITY OF AOPKA  
STORMWATER FUND  
120-3151**

**STAFFING ANALYSIS**

**NUMBER OF FULL-TIME/PART-TIME PERSONNEL**

<u>POSITION</u>	<u>2020</u>	<u>2021</u>	<u>2022</u>
MAINTENANCE WORKER II*	0	0	1
MAINTENANCE WORKER I*	0	0	1
<b>TOTAL</b>	<b>0</b>	<b>0</b>	<b>2</b>

\*positions moved from Utility Restoration

**CAPITAL OUTLAY**

6200 - Buildings:

Total Buildings	\$ -
-----------------	------

6400 - Equipment

Total Equipment	\$ -
-----------------	------

**Total Capital Outlay**

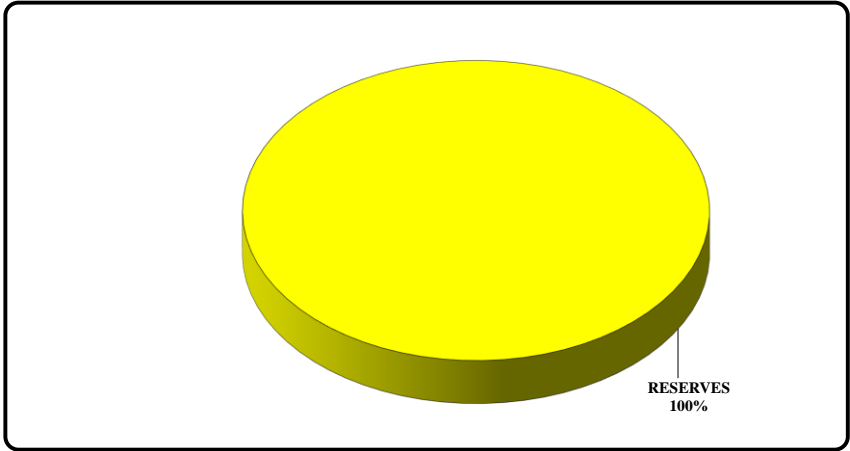
	<b>\$ -</b>
--	-------------

**CITY OF APOPKA  
GRANTS FUND**

**CITY OF APOPKA  
GRANT FUND**

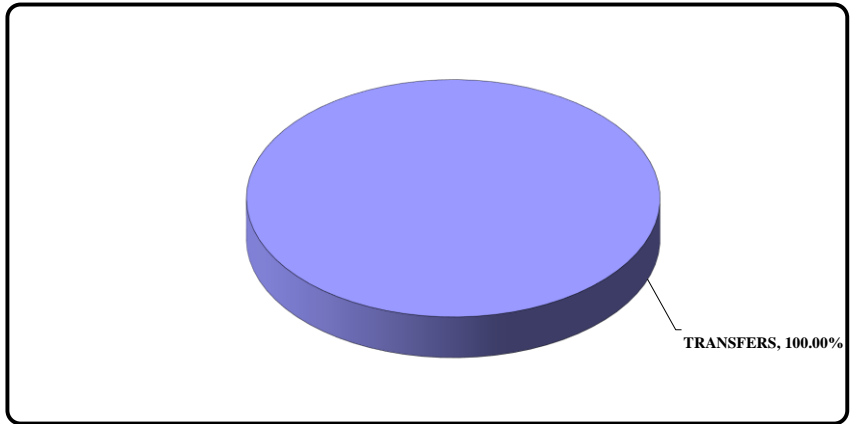
**GRANT FUND - REVENUE AND EXPENDITURES**

**FISCAL YEAR 2021-2022**



**TOTAL REVENUE      \$      1,000,000**

	TOTALS	Percentage of TOTAL
DEPT OF JUSTICE - COPS	-	0.00%
FEMA/DHS - FIRE PREVENTION	-	0.00%
RESERVES	1,000,000	100.00%
TRANSFERS IN	-	0.00%
<b>TOTAL REVENUE</b>	<b>\$      1,000,000</b>	<b>100%</b>



**TOTAL EXPENDITURES      \$      1,000,000**

	TOTALS	Percentage of TOTAL
OPERATING EXPENDITURES	-	0.00%
CAPITAL EXPENDITURES	-	0.00%
TRANSFERS	1,000,000	100.00%
<b>TOTAL EXPENDITURES</b>	<b>\$      1,000,000</b>	<b>100%</b>

**CITY OF AOPKA  
GRANTS FUND**

150

**GRANTS FUND BUDGET SUMMARY**

	<u>2020</u> <u>ACTUAL</u>	<u>2021</u> <u>BUDGET</u>	<u>2022</u> <u>PROPOSED</u>	<u>PERCENT</u> <u>CHANGE</u>
<b>ADD REVENUES:</b>				
331-2000 DEPT OF JUSTICE JAG GRANT		-	-	#DIV/0!
331-2050 DOJ - BYRNE GRANT		-	-	#DIV/0!
331-2100 DEPT OF JUSTICE - BodyCamera Prg		-	-	#DIV/0!
331-2110 OJP - BULLETPROOF VEST PGM		-	-	#DIV/0!
331-2050 FDLE JAGC GRANT		-	-	#DIV/0!
331-2200 DEPT OF JUSTICE - COPS GRANT	19,755	-	-	#DIV/0!
331-3000 FEMA/DHS - SAFER GRANT		-	-	#DIV/0!
331-3100 FEMA/DHS - AFG GRANT		-	-	#DIV/0!
331-3101 FEMA/DHS/AFG GRANT-FIRE PREV		-	-	#DIV/0!
331-3200 FEMA - HURRICANE (FEDERAL)		-	-	#DIV/0!
331-4899 HUD -SUSTAINABILITY GRANT		-	-	#DIV/0!
331-6000 GAME TIME GRANT		-	-	#DIV/0!
334-2300 FL DEPT OF ECON OPPORTUNITY - CDBG	592,740	-	-	#DIV/0!
334-7001 FRDAP - ALONZO WILLIAMS		-	-	#DIV/0!
334-7002 FRDAP - KITLAND PARK		-	-	#DIV/0!
334-4900 ORANGE COUNTY EMS GRANT		-	-	#DIV/0!
334-9000 CORONAVIRUS STATE - LOCAL REC. FUNDS		-	-	#DIV/0!
361-1000 INTEREST INCOME	(1,953)	-	-	#DIV/0!
366-8000 NRPA - WALK WITH EASE		-	-	#DIV/0!
366-8001 US CONFERENCE OF MAYORS		-	-	#DIV/0!
366-9000 HEROES YOUTH PROGRAM	250	-	-	#DIV/0!
366-9002 AMSCOT		-	-	#DIV/0!
366-9003 DUKE ENERGY- AOPKA BEGINS...		-	-	#DIV/0!
366-9004 KABOOM - RECREATION EQUIPMENT		-	-	#DIV/0!
366-9005 KABOOM - LAKE AVE PARK		-	-	#DIV/0!
366-9010 AOPKA BEGINS AND END IN A-DUKE		-	-	#DIV/0!
369-9000 MISC GRANT REVENUE	8,500	-	-	#DIV/0!
381-9999 FUNDING FROM RESERVES		-	1,000,000	#DIV/0!
<b>TOTAL</b>	<b>619,292</b>	<b>-</b>	<b>1,000,000</b>	<b>#DIV/0!</b>
<b>TRANSFERS - IN:</b>				
GENERAL FUND TRANSFER				#DIV/0!
CRA FUND TRANSFER		107,500		-100.00%
GENERAL FUND (CITY MATCH-COPS GRANT)	385,500	-	-	#DIV/0!
GENERAL FUND (CITY MATCH-KABOOM)		-	-	#DIV/0!
GENERAL FUND (CITY MATCH-BULLETPROOF)		-	-	#DIV/0!
GENERAL FUND (CITY MATCH-BodyCamera Pgm )		-	-	#DIV/0!
<b>TOTAL REVENUES AVAILABLE</b>	<b>1,004,792</b>	<b>107,500</b>	<b>1,000,000</b>	<b>830.23%</b>
<b>DEDUCT EXPENDITURES:</b>				
OPERATING EXPENDITURES	1,184,172	393,476	1,000,000	154.15%
<b>TOTAL EXPENDITURES</b>	<b>1,184,172</b>	<b>393,476</b>	<b>1,000,000</b>	<b>154.15%</b>

## CITY OF APOPKA GRANTS FUND

The Grants Fund is established to account for and report monies received from Federal, State and Local grant programs.

FISCAL YEAR	CLASSIFICATION	TOTAL COST
2020	ACTUAL	1,184,172
2021	BUDGET	107,500
2022	PROPOSED	1,000,000

### GOALS:

- Record and track all grant monies in an effort to ensure propriety and compliance with each granting agency's requirements.
- Local Match will be identified and tracked for compliance with grant requirements.
- Identify and track all expenses associated with grant monies so as to be in compliance with grant requirements.

**CITY OF AOPKA  
GRANTS FUND**

**LINE ITEM DETAIL**

	<u>2020</u>	<u>2021</u>	<u>2022</u>	<u>PERCENT</u>
	<u>ACTUAL</u>	<u>BUDGET</u>	<u>ADOPTED</u>	<u>CHANGE</u>
<b>SUPPLIES AND OTHER SERVICES:</b>				
1200 REGULAR SALARIES & WAGES	260,362	-	-	#DIV/0!
1210 LONGEVITY PAY	-	-	-	#DIV/0!
1225 PROFICIENCY PAY	500	-	-	#DIV/0!
1400 OVERTIME	13,509	-	-	#DIV/0!
1500 INCENTIVE PAY	3,601	-	-	#DIV/0!
2100 FICA	20,408	-	-	#DIV/0!
2200 CITY RETIREMENT	70,011	-	-	#DIV/0!
2300 LIFE AND HEALTH INSURANCE	36,056	-	-	#DIV/0!
2400' WORKERS COMPENSATION	809	-	-	#DIV/0!
4800 COMMUNITY RELATIONS-FIRE	-	-	-	#DIV/0!
5200 OPERATING SUPPLIES-GEN GOVT	248	-	-	#DIV/0!
5200 OPERATING SUPPLIES-POLICE	-	-	-	#DIV/0!
5200 OPERATING SUPPLIES-RECREATION	-	-	-	#DIV/0!
5200 HURRICANE	-	-	-	#DIV/0!
5400 BOOKS, PUBS, SUBS & MEMBERSHIPS	-	-	-	#DIV/0!
5500 FUEL	-	-	-	#DIV/0!
6200 BUILDINGS	-	-	-	#DIV/0!
6301 IMPROVEMENTS - LAKE AVE PARK	36,859	-	-	#DIV/0!
6302 IMPROVEMENTS - ALONZO WILLIAMS	741,809	107,500	-	#DIV/0!
6303 IMPROVEMENTS - KITLAND PARK	-	-	-	#DIV/0!
6304 IMPROVEMENTS-KITLAND TRAILS	-	-	-	#DIV/0!
6400 EQUIPMENT-RECREATION	-	-	-	#DIV/0!
6400 EQUIPMENT-POLICE	-	-	-	#DIV/0!
6400 EQUIPMENT-FIRE	-	-	-	#DIV/0!
9300 ADMINISTRATIVE TRANSFERS	-	-	1,000,000	100%
9800 RESERVE FOR CONTINGENCY	-	-	-	#DIV/0!
<b>TOTAL</b>	<b>1,184,172</b>	<b>107,500</b>	<b>1,000,000</b>	<b>830%</b>
<b>TOTAL COST</b>	<b>1,184,172</b>	<b>107,500</b>	<b>1,000,000</b>	<b>533%</b>

**CITY OF APOPKA  
GRANTS FUND**

**STAFFING ANALYSIS**

**NUMBER OF FULL-TIME/PART-TIME PERSONNEL**

<u>POSITION</u>	<u>2020</u>	<u>2021</u>	<u>2022</u>
POLICE OFFICER	5	0	0
<b>TOTAL</b>	<b>5</b>	<b>0</b>	<b>0</b>

**CAPITAL OUTLAY**

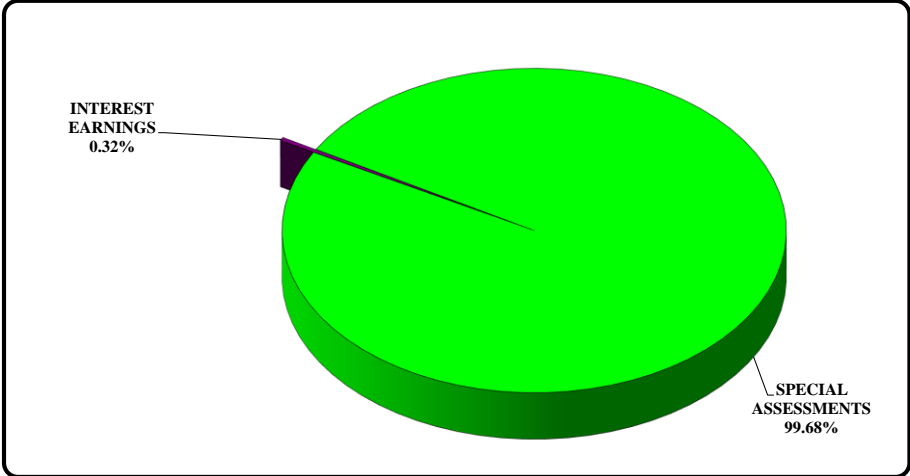
6200 - Buildings	\$ -
6400 - Equipment	
Total Equipment	\$ -
<b>Total Capital Outlay</b>	<b>\$ -</b>

**CITY OF AOPKA  
SPECIAL ASSESSMENTS FUND**

**CITY OF AOPKA  
SPECIAL ASSESSMENT FUND**  
171 - MAINLINE

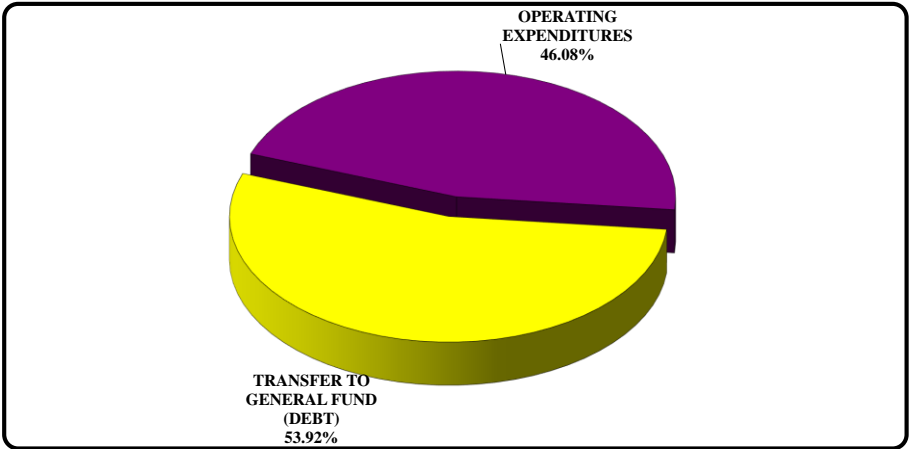
**SPECIAL ASSESSMENT FUND - REVENUE AND EXPENDITURES**

**FISCAL YEAR 2021-2022**



<b>TOTAL REVENUE</b>	<b>\$</b>	<b>26,485</b>
----------------------	-----------	---------------

	TOTALS	Percentage of TOTAL
SPECIAL ASSESSMENTS	26,400	99.68%
INTEREST EARNINGS	85	0.32%
<b>TOTAL REVENUE</b>	<b>\$ 26,485</b>	<b>100%</b>



<b>TOTAL EXPENDITURES</b>	<b>\$</b>	<b>26,485</b>
---------------------------	-----------	---------------

	TOTALS	Percentage of TOTAL
OPERATING EXPENDITURES	12,205	46.08%
TRANSFER TO GENERAL FUND (DEBT)	14,280	53.92%
<b>TOTAL EXPENDITURES</b>	<b>\$ 26,485</b>	<b>100%</b>

**CITY OF APOPKA**  
**SPECIAL ASSESSMENTS FUND**  
171 - MAINLINE

**SPECIAL ASSESSMENT FUND BUDGET SUMMARY**

	<u>2020</u> <u>ACTUAL</u>	<u>2021</u> <u>BUDGET</u>	<u>2022</u> <u>PROPOSED</u>	<u>PERCENT</u> <u>CHANGE</u>
<b>ADD REVENUES:</b>				
325-1000 SPECIAL ASSESSMENTS	25,771	25,080	26,400	5.26%
361-1000 INTEREST EARNINGS	443	85	85	0.00%
364-4901 INSURANCE PROCEEDS	5,016			
389-9000 TRANSFER FROM GENERAL FUND				0.00%
<b>TOTAL REVENUES</b>	<b>31,230</b>	<b>25,165</b>	<b>26,485</b>	<b>5.25%</b>
<b>DEDUCT EXPENDITURES:</b>				
OPERATING EXPENDITURES	5,895	10,885	12,205	12.13%
CAPITAL OUTLAY	-	-	-	0.00%
TRANSFER TO GENERAL FUND (DEBT)	14,280	14,280	14,280	0.00%
CONTINGENCY (RETURN TO RESERVES)	-	-	-	
<b>TOTAL EXPENDITURES</b>	<b>20,175</b>	<b>25,165</b>	<b>26,485</b>	<b>5.25%</b>

**CITY OF APOPKA**  
**SPECIAL ASSESSMENTS FUND**  
 171 - MAINLINE

The Special Assessments Fund is established to provide for capital improvements and maintenance to subdivisions through non-ad valorem special assessment programs.

FISCAL YEAR	CLASSIFICATION	TOTAL COST
2020	ACTUAL	20,175
2021	BUDGET	25,165
2022	PROPOSED	26,485

**GOALS:**

- Continue the maintenance programs for property owners in subdivisions
- Creation of an improved residential environment for residents within the community.

**CITY OF AOPKA**  
**SPECIAL ASSESSMENTS FUND**  
171 - MAINLINE

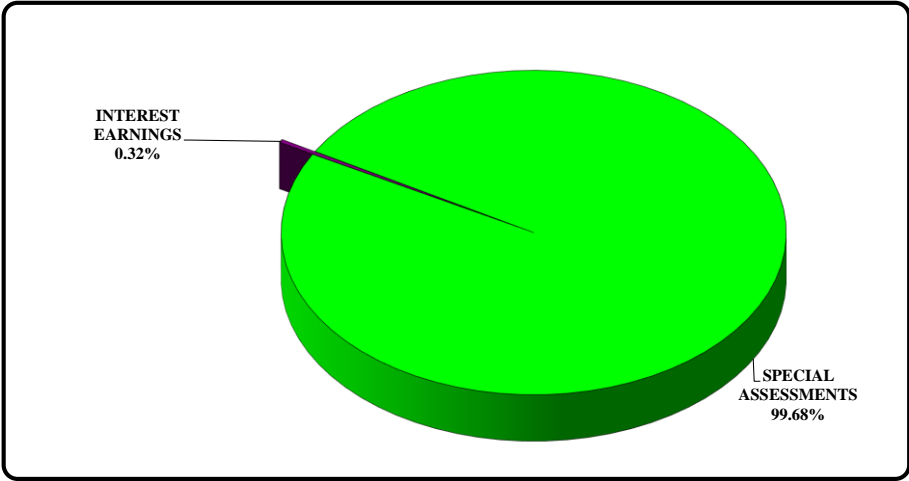
**LINE ITEM DETAIL**

	<u>2020</u>	<u>2021</u>	<u>2022</u>	<u>PERCENT</u>
	<u>ACTUAL</u>	<u>BUDGET</u>	<u>PROPOSED</u>	<u>CHANGE</u>
<b>SUPPLIES AND OTHER SERVICES:</b>				
3410 TAX COLLECTOR ADMIN FEE	45	125		
4600 REPAIRS & MAINTENANCE	5,850	10,760	12,205	13.43%
4900 OTHER CURRENT CHARGES	-		-	0.00%
5200 OPERATING SUPPLIES				0.00%
6300 IMPROVEMENTS			-	0.00%
<b>TOTAL</b>	<b>5,895</b>	<b>10,885</b>	<b>12,205</b>	<b>12.13%</b>
9101 TRANSFER TO GENERAL FUND (DEBT)	14,280	14,280	14,280	0.00%
9300 CONTINGENCY				0.00%
<b>TOTAL COST</b>	<b>20,175</b>	<b>25,165</b>	<b>26,485</b>	<b>5.25%</b>

**CITY OF AOPKA  
SPECIAL ASSESSMENT FUND**  
172 - MAIN AVENUE

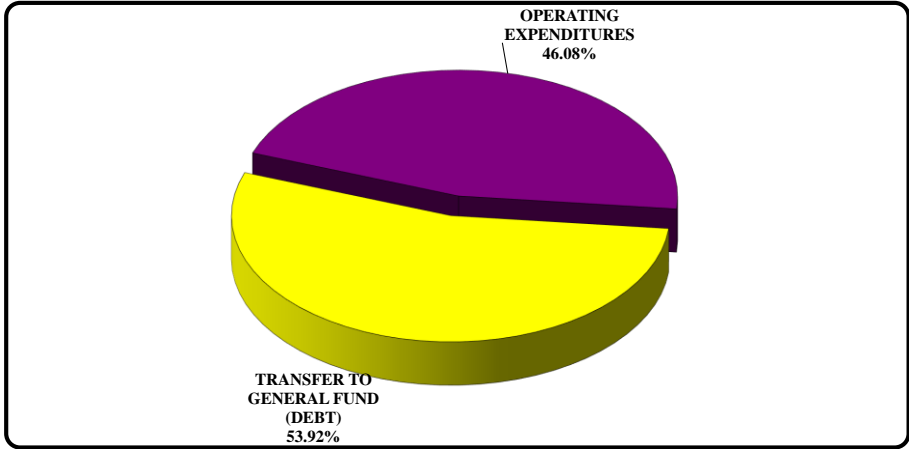
**SPECIAL ASSESSMENT FUND - REVENUE AND EXPENDITURES**

**FISCAL YEAR 2021-2022**



<b>TOTAL REVENUE</b>	<b>\$</b>	<b>22,590</b>
----------------------	-----------	---------------

	TOTALS	Percentage of TOTAL
SPECIAL ASSESSMENTS	22,540	99.78%
INTEREST EARNINGS	50	0.22%
<b>TOTAL REVENUE</b>	<b>\$ 22,590</b>	<b>100%</b>



<b>TOTAL EXPENDITURES</b>	<b>\$</b>	<b>22,590</b>
---------------------------	-----------	---------------

	TOTALS	Percentage of TOTAL
OPERATING EXPENDITURES	11,370	50.33%
TRANSFER TO GENERAL FUND (DEBT)	11,220	49.67%
<b>TOTAL EXPENDITURES</b>	<b>\$ 22,590</b>	<b>100%</b>

**CITY OF AOPKA**  
**SPECIAL ASSESSMENTS FUND**  
172 - MAIN AVENUE

**SPECIAL ASSESSMENT FUND BUDGET SUMMARY**

	<u>2020</u> <u>ACTUAL</u>	<u>2021</u> <u>BUDGET</u>	<u>2022</u> <u>PROPOSED</u>	<u>PERCENT</u> <u>CHANGE</u>
<b>ADD REVENUES:</b>				
325-1000 SPECIAL ASSESSMENTS	21,815	21,415	22,540	5.25%
361-1000 INTEREST EARNINGS	371	50	50	0.00%
389-9000 TRANSFER FROM GENERAL FUND	-	-	-	0.00%
<b>TOTAL REVENUES</b>	<b>22,186</b>	<b>21,465</b>	<b>22,590</b>	<b>5.24%</b>
<b>DEDUCT EXPENDITURES:</b>				
OPERATING EXPENDITURES		10,245	11,370	10.98%
CAPITAL OUTLAY	-	-	-	0.00%
TRANSFER TO GENERAL FUND (DEBT)	11,220	11,220	11,220	0.00%
CONTINGENCY (RETURN TO RESERVES)	-	-	-	
<b>TOTAL EXPENDITURES</b>	<b>11,220</b>	<b>21,465</b>	<b>22,590</b>	<b>5.24%</b>

**CITY OF APOPKA**  
**SPECIAL ASSESSMENTS FUND**  
 172 - MAIN AVENUE

The Special Assessments Fund is established to provide for capital improvements and maintenance to subdivisions through non-ad valorem special assessment programs.

FISCAL YEAR	CLASSIFICATION	TOTAL COST
2020	ACTUAL	11,749
2021	BUDGET	21,465
2022	PROPOSED	22,590

**GOALS:**

- Continue the maintenance programs for property owners in subdivisions
- Creation of an improved residential environment for residents within the community.

**CITY OF APOPKA**  
**SPECIAL ASSESSMENTS FUND**  
172 - MAIN AVENUE

**LINE ITEM DETAIL**

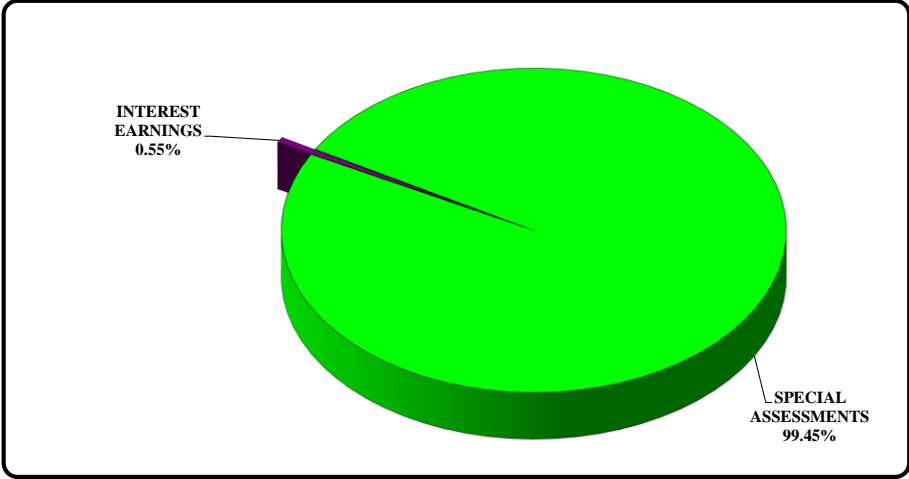
	<u>2020</u>	<u>2021</u>	<u>2022</u>	<u>PERCENT</u>
	<u>ACTUAL</u>	<u>BUDGET</u>	<u>PROPOSED</u>	<u>CHANGE</u>
<b>SUPPLIES AND OTHER SERVICES:</b>				
3410 TAX COLLECTOR ADMIN FEE	34	100		
4600 REPAIRS & MAINTENANCE	495	10,145	11,370	12.07%
4900 OTHER CURRENT CHARGES		-	-	0.00%
5200 OPERATING SUPPLIES				#DIV/0!
6300 IMPROVEMENTS	-	-	-	0.00%
<b>TOTAL</b>	<b>529</b>	<b>10,245</b>	<b>11,370</b>	<b>10.98%</b>
9101 TRANSFER TO GENERAL FUND	11,220	11,220	11,220	0.00%
9300 CONTINGENCY				#DIV/0!
<b>TOTAL COST</b>	<b>11,749</b>	<b>21,465</b>	<b>22,590</b>	<b>5.24%</b>

**CITY OF AOPKA  
SPECIAL ASSESSMENT FUND**

173 - CIMMARON HILLS

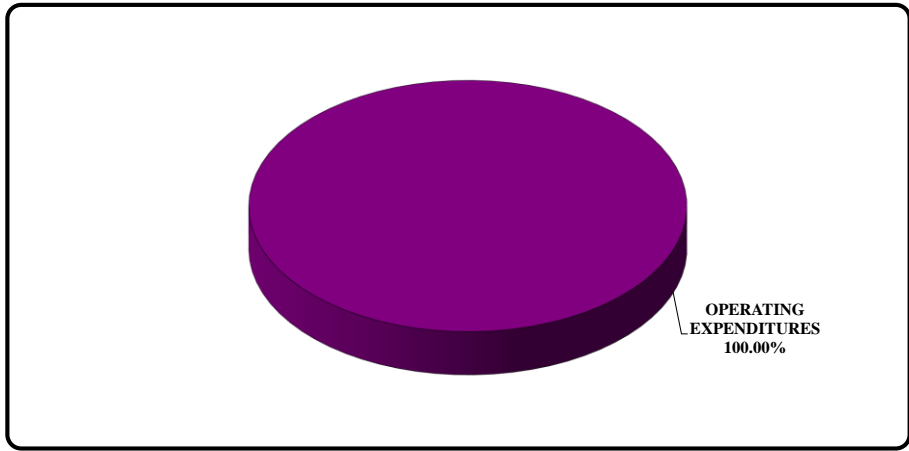
**SPECIAL ASSESSMENT FUND - REVENUE AND EXPENDITURES**

**FISCAL YEAR 2021-2022**



**TOTAL REVENUE      \$            9,050**

	TOTALS	Percentage of TOTAL
SPECIAL ASSESSMENTS	9,000	99.45%
INTEREST EARNINGS	50	0.55%
<b>TOTAL REVENUE</b>	<b>\$            9,050</b>	<b>100%</b>



**TOTAL EXPENDITURES      \$            9,050**

	TOTALS	Percentage of TOTAL
OPERATING EXPENDITURES	9,050	100.00%
TRANSFER TO GENERAL FUND (DEBT)	-	0.00%
<b>TOTAL EXPENDITURES</b>	<b>\$            9,050</b>	<b>100%</b>

**CITY OF AOPKA**  
**SPECIAL ASSESSMENTS FUND**  
173 - CIMMARON HILLS

**SPECIAL ASSESSMENT FUND BUDGET SUMMARY**

	<u>2020</u> <u>ACTUAL</u>	<u>2021</u> <u>BUDGET</u>	<u>2022</u> <u>PROPOSED</u>	<u>PERCENT</u> <u>CHANGE</u>
<b>ADD REVENUES:</b>				
325-1000 SPECIAL ASSESSMENTS	17,413	17,100	9,000	-47.37%
361-1000 INTEREST EARNINGS	403	50	50	0.00%
389-9000 TRANSFER FROM GENERAL FUND	-	-	-	0.00%
<b>TOTAL REVENUES</b>	<b>17,816</b>	<b>17,150</b>	<b>9,050</b>	<b>-47.23%</b>
<b>DEDUCT EXPENDITURES:</b>				
OPERATING EXPENDITURES		17,150	9,050	-47.23%
CAPITAL OUTLAY	-	-	-	0.00%
TRANSFER TO GENERAL FUND (DEBT)	-	-	-	
CONTINGENCY (RETURN TO RESERVES)	-	-	-	
<b>TOTAL EXPENDITURES</b>	<b>-</b>	<b>17,150</b>	<b>9,050</b>	<b>-47.23%</b>

**CITY OF AOPKA**  
**SPECIAL ASSESSMENTS FUND**  
 173 - CIMMARON HILLS

The Special Assessments Fund is established to provide for capital improvements and maintenance to subdivisions through non-ad valorem special assessment programs.

FISCAL YEAR	CLASSIFICATION	TOTAL COST
2020	ACTUAL	-
2021	BUDGET	17,150
2022	PROPOSED	9,050

**GOALS:**

- Continue the maintenance programs for property owners in subdivisions
- Creation of an improved residential environment for residents within the community.

**CITY OF AOPKA**  
**SPECIAL ASSESSMENTS FUND**  
173 - CIMMARON HILLS

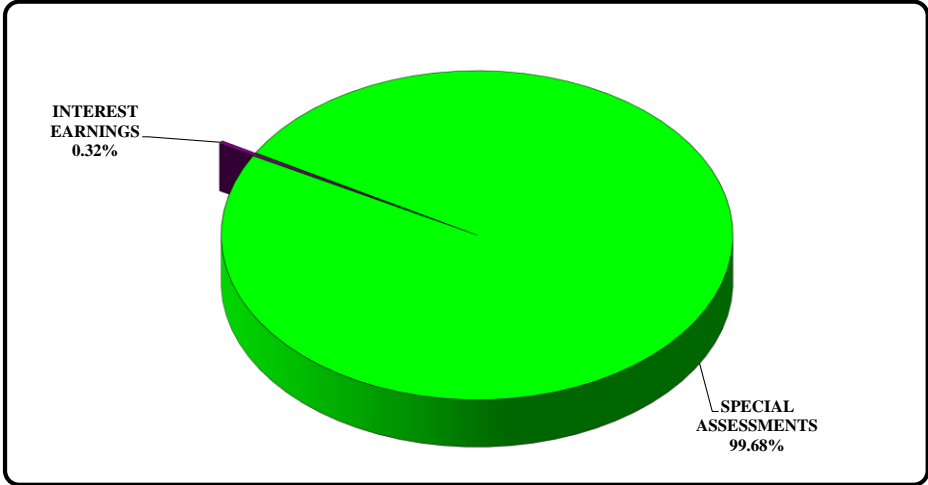
**LINE ITEM DETAIL**

	<u>2020</u>	<u>2021</u>	<u>2022</u>	<u>PERCENT</u>
	<u>ACTUAL</u>	<u>BUDGET</u>	<u>PROPOSED</u>	<u>CHANGE</u>
<b>SUPPLIES AND OTHER SERVICES:</b>				
3410 TAX COLLECTOR ADMIN FEE	24	75		
4600 REPAIRS & MAINTENANCE	4,961	17,075	9,050	-47.00%
4900 OTHER CURRENT CHARGES			-	0.00%
5200 OPERATING SUPPLIES				0.00%
6300 IMPROVEMENTS			-	0.00%
<b>TOTAL</b>	<b>4,985</b>	<b>17,150</b>	<b>9,050</b>	<b>-47.23%</b>
9101 TRANSFER TO GENERAL FUND				
9300 CONTINGENCY				
<b>TOTAL COST</b>	<b>4,985</b>	<b>17,150</b>	<b>9,050</b>	<b>-47.23%</b>

**CITY OF AOPKA  
SPECIAL ASSESSMENT FUND**  
174 - MARTIN PLACE - RETENTION POND

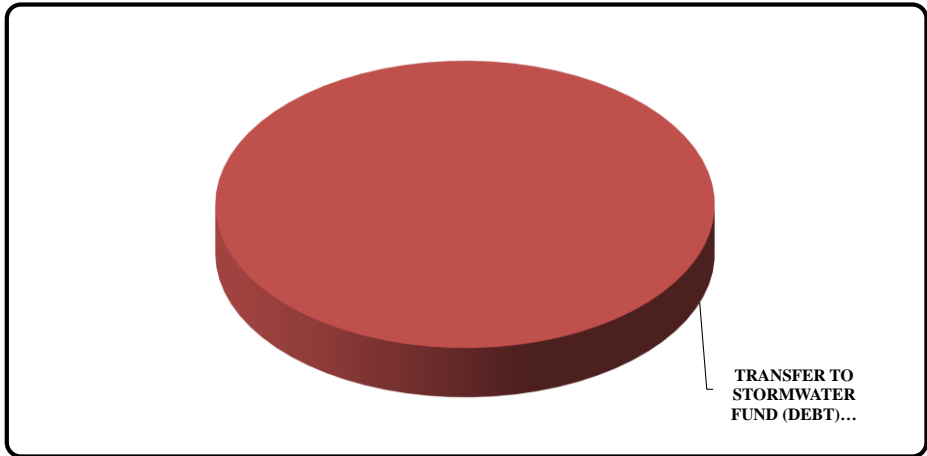
**SPECIAL ASSESSMENT FUND - REVENUE AND EXPENDITURES**

**FISCAL YEAR 2021-2022**



<b>TOTAL REVENUE</b>	<b>\$ 8,373</b>
----------------------	-----------------

	TOTALS	Percentage of TOTAL
SPECIAL ASSESSMENTS	8,363	99.88%
INTEREST EARNINGS	10	0.12%
<b>TOTAL REVENUE</b>	<b>\$ 8,373</b>	<b>100%</b>



<b>TOTAL EXPENDITURES</b>	<b>\$ 8,373</b>
---------------------------	-----------------

	TOTALS	Percentage of TOTAL
OPERATING EXPENDITURES	-	0.00%
TRANSFER TO STORMWATER FUND (DEBT)	8,373	100.00%
<b>TOTAL EXPENDITURES</b>	<b>\$ 8,373</b>	<b>100%</b>

**CITY OF AOPKA**  
**SPECIAL ASSESSMENTS FUND**  
174 - MARTIN PLACE - RETENTION POND

**SPECIAL ASSESSMENT FUND BUDGET SUMMARY**

	<u>2020</u>	<u>2021</u>	<u>2022</u>	<u>PERCENT</u>
	<u>ACTUAL</u>	<u>BUDGET</u>	<u>PROPOSED</u>	<u>CHANGE</u>
<b>ADD REVENUES:</b>				
325-1000 SPECIAL ASSESSMENTS			8,363	0.00%
361-1000 INTEREST EARNINGS			10	0.00%
389-9000 TRANSFER FROM GENERAL FUND	-	-		
<b>TOTAL REVENUES</b>	-	-	<b>8,373</b>	<b>0.00%</b>
<b>DEDUCT EXPENDITURES:</b>				
OPERATING EXPENDITURES	-	-	-	
CAPITAL OUTLAY	-	-	-	
TRANSFER TO STORMWATER FUND (DEBT)	-	-	8,373	0.00%
CONTINGENCY (RETURN TO RESERVES)	-	-	-	
<b>TOTAL EXPENDITURES</b>	-	-	<b>8,373</b>	<b>0.00%</b>

**CITY OF APOPKA**  
**SPECIAL ASSESSMENTS FUND**  
 174 - MARTIN PLACE - RETENTION POND

The Special Assessments Fund is established to provide for capital improvements and maintenance to subdivisions through non-ad valorem special assessment programs.

FISCAL YEAR	CLASSIFICATION	TOTAL COST
2020	ACTUAL	-
2021	BUDGET	-
2022	PROPOSED	8,373

**GOALS:**

- Continue the maintenance programs for property owners in subdivisions
- Creation of an improved residential environment for residents within the community.

**CITY OF APOPKA**  
**SPECIAL ASSESSMENTS FUND**  
 174 - MARTIN PLACE - RETENTION POND

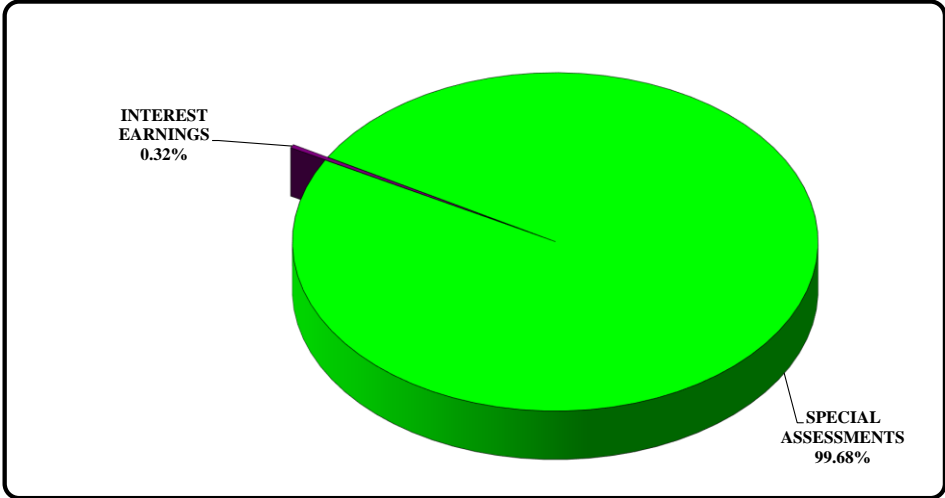
**LINE ITEM DETAIL**

	<u>2020</u>	<u>2021</u>	<u>2022</u>	<u>PERCENT</u>
	<u>ACTUAL</u>	<u>BUDGET</u>	<u>PROPOSED</u>	<u>CHANGE</u>
<b>SUPPLIES AND OTHER SERVICES:</b>				
4600	REPAIRS & MAINTENANCE		-	0.00%
4900	OTHER CURRENT CHARGES			0.00%
5200	OPERATING SUPPLIES			0.00%
6300	IMPROVEMENTS		-	0.00%
<b>TOTAL</b>	-	-	-	<b>0.00%</b>
9101	TRANSFER TO STORMWATER FUND (DEBT)		8,373	0.00%
9300	CONTINGENCY			0.00%
<b>TOTAL COST</b>	-	-	<b>8,373</b>	<b>0.00%</b>

**CITY OF AOPKA  
SPECIAL ASSESSMENT FUND  
190 - STREET LIGHTING**

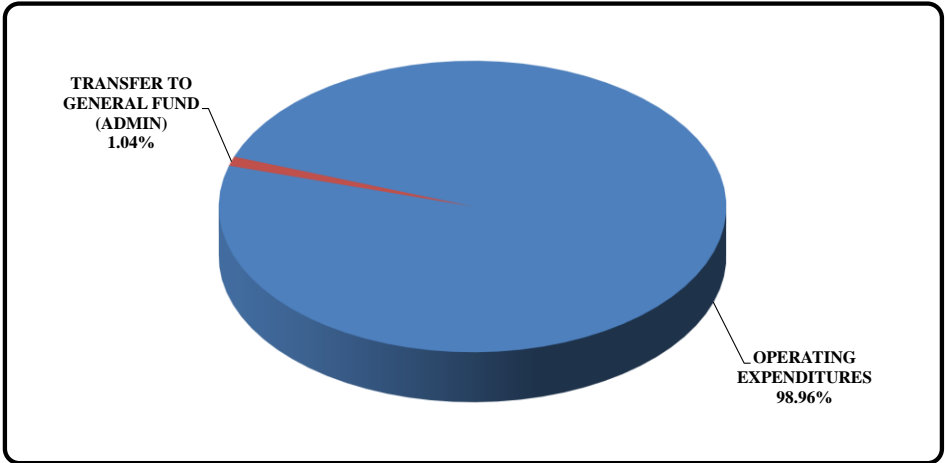
**SPECIAL ASSESSMENT FUND - REVENUE AND EXPENDITURES**

**FISCAL YEAR 2021-2022**



**TOTAL REVENUE      \$      108,485**

	TOTALS	Percentage of TOTAL
SPECIAL ASSESSMENTS	108,435	99.95%
INTEREST EARNINGS	50	0.05%
<b>TOTAL REVENUE</b>	<b>\$      108,485</b>	<b>100%</b>



**TOTAL EXPENDITURES      \$      108,485**

	TOTALS	Percentage of TOTAL
OPERATING EXPENDITURES	107,361	98.96%
TRANSFER TO GENERAL FUND (ADMIN)	1,124	1.04%
<b>TOTAL EXPENDITURES</b>	<b>\$      108,485</b>	<b>100%</b>

**CITY OF AOPKA**  
**SPECIAL ASSESSMENTS FUND**  
190 - STREET LIGHTING

**SPECIAL ASSESSMENT FUND BUDGET SUMMARY**

	<u>2020</u> <u>ACTUAL</u>	<u>2021</u> <u>BUDGET</u>	<u>2022</u> <u>PROPOSED</u>	<u>PERCENT</u> <u>CHANGE</u>
<b>ADD REVENUES:</b>				
325-1000 SPECIAL ASSESS - AVIAN POINTE			63,012	0.00%
325-1001 SPECIAL ASSESS - BRIDLE PATH			28,576	0.00%
325-1002 SPECIAL ASSESS - OAKS AT KELLY P			15,624	0.00%
325-1003 SPECIAL ASSESS - OAK POINTE N			1,152	0.00%
325-1004 SPECIAL ASSESS - EMERSON PARK			71	0.00%
361-1000 INTEREST EARNINGS			50	0.00%
389-9000 TRANSFER FROM GENERAL FUND	-	-	-	
<b>TOTAL REVENUES</b>	-	-	<b>108,485</b>	<b>0.00%</b>
<b>DEDUCT EXPENDITURES:</b>				
OPERATING EXPENDITURES	-	-	107,361	0.00%
CAPITAL OUTLAY	-	-		0.00%
TRANSFER TO GENERAL FUND (ADMIN)	-	-	1,124	0.00%
CONTINGENCY (RETURN TO RESERVES)	-	-	-	0.00%
<b>TOTAL EXPENDITURES</b>	-	-	<b>108,485</b>	<b>0.00%</b>

**CITY OF APOPKA**  
**SPECIAL ASSESSMENTS FUND**  
**190 - STREET LIGHTING**

The Street Lighting Special Assessment Fund is established to provide associated expenses for the cost and operation of street lighting within each individual subdivision through a non-ad valorem assessment.

FISCAL YEAR	CLASSIFICATION	TOTAL COST
2020	ACTUAL	
2021	BUDGET	-
2022	PROPOSED	108,485

**GOALS:**

- Continue the maintenance programs for property owners in subdivisions.
- Creation of improved safety within each residential community.

**CITY OF APOPKA**  
**SPECIAL ASSESSMENTS FUND**  
191 - STREET LIGHTING

**LINE ITEM DETAIL**

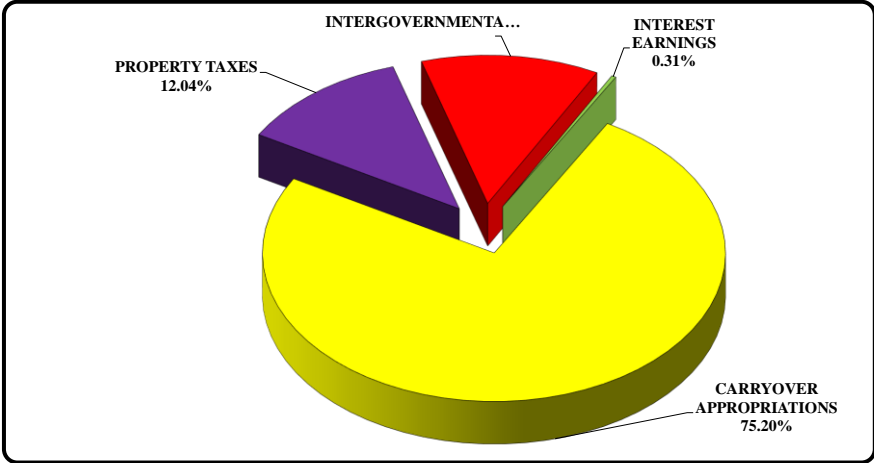
	<u>2020</u>	<u>2021</u>	<u>2022</u>	<u>PERCENT</u>
	<u>ACTUAL</u>	<u>BUDGET</u>	<u>PROPOSED</u>	<u>CHANGE</u>
<b>SUPPLIES AND OTHER SERVICES:</b>				
4310 STREET LIGHTS - AVIAN POINTE			62,512	0.00%
4310 STREET LIGHTS - BRIDLE PATH			28,173	0.00%
4310 STREET LIGHTS - OAKS AT KELLY P			15,403	0.00%
4310 STREET LIGHTS - OAK POINTE NORTH			1,152	0.00%
4310 STREET LIGHTS - EMERSON PARK			71	0.00%
4310 STREET LIGHTS - AVIAN POINTE			50	0.00%
<b>TOTAL</b>	-	-	<b>107,361</b>	<b>0.00%</b>
6300 IMPROVEMENTS				0.00%
9101 TRANSFER TO GENERAL FUND - ADMIN			1,124	0.00%
9300 CONTINGENCY				0.00%
<b>TOTAL COST</b>	-	-	<b>108,485</b>	<b>0.00%</b>

**CITY OF AOPKA  
COMMUNITY REDEVELOPMENT FUND**

**CITY OF AOPKA  
COMMUNITY REDEVELOPMENT FUND**

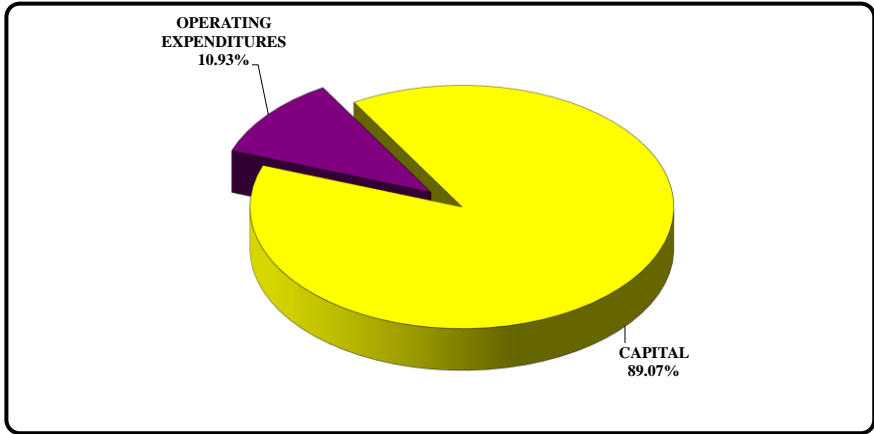
**COMMUNITY REDEVELOPMENT FUND - REVENUE AND EXPENDITURES**

**FISCAL YEAR 2021-2022**



**TOTAL REVENUE      \$      3,266,270**

	TOTALS	Percentage of TOTAL
PROPERTY TAXES	393,250	12.04%
INTERGOVERNMENTAL	406,750	12.45%
INTEREST EARNINGS	10,000	0.31%
CARRYOVER APPROPRIATIONS	2,456,270	75.20%
<b>TOTAL REVENUE</b>	<b>\$      3,266,270</b>	<b>100%</b>



**TOTAL EXPENDITURES      \$      3,266,270**

	TOTALS	Percentage of TOTAL
OPERATING EXPENDITURES	356,970	10.93%
CAPITAL	2,909,300	89.07%
TRANSFERS	-	0.00%
<b>TOTAL EXPENDITURES</b>	<b>\$      3,266,270</b>	<b>100%</b>

**CITY OF AOPKA**  
**COMMUNITY REDEVELOPMENT FUND**  
610-9950

**COMMUNITY REDEVELOPMENT FUND BUDGET SUMMARY**

	<u>2020</u> <u>ACTUAL</u>	<u>2021</u> <u>BUDGET</u>	<u>2022</u> <u>PROPOSED</u>	<u>PERCENT</u> <u>CHANGE</u>
<b>ADD REVENUES:</b>				
311-1000 PROPERTY TAXES	260,798	260,400	393,250	51.02%
311-1001 INTERGOVERNMENTAL	285,598	285,600	406,750	42.42%
361-1000 INTEREST	25,619	10,000	10,000	0.00%
364-1000 DISPOSITION OF FIXED ASSET				
389-1000 FUNDING FROM RESERVES		2,282,490	2,456,270	7.61%
<b>TOTAL REVENUES</b>	<b>572,015</b>	<b>2,838,490</b>	<b>3,266,270</b>	<b>15.07%</b>
<b>DEDUCT EXPENDITURES:</b>				
OPERATING EXPENDITURES	69,110	506,720	356,970	-29.55%
CAPITAL OUTLAY	430,582	2,224,270	2,909,300	30.80%
TRANSFERS	-	107,500	-	
<b>TOTAL EXPENDITURES</b>	<b>499,692</b>	<b>2,838,490</b>	<b>3,266,270</b>	<b>15.07%</b>

## CITY OF AOPKA COMMUNITY REDEVELOPMENT FUND

The City's Community Redevelopment Fund provides the framework for projects and programs intended to revitalize and improve conditions within the Community Redevelopment Area.

FISCAL YEAR	CLASSIFICATION	TOTAL COST
2020	ACTUAL	568,802
2021	BUDGET	2,838,490
2022	PROPOSED	3,266,270

### GOALS:

- Downtown wayfinding and ID signage. 6/2022
- Design review for Station Street Project (aka DAT) by 6/2022
- Continue the CRA Assistance Programs (6 programs)
- Downtown Apopka Trail - construction RFQs by 12/2021. Complete by 6/2022
- Complete other budget items.


### PERFORMANCE MEASURES:

Assistance Program Year Completed	Actual 2019	Actual 2020	Estimated 2021	% Change
Building Code	3	6	6	0%
Façade Renovation	1	4	5	20%
Building Permnit Refund	0	0	1	100%
Business Impact Fee	0	0	1	100%
Residential Impact Fee	1	1	5	400%

**CITY OF APOPKA  
COMMUNITY REDEVELOPMENT FUND**

**LINE ITEM DETAIL**

	<u>2020</u>	<u>2021</u>	<u>2022</u>	<u>PERCENT</u>	
	<u>ACTUAL</u>	<u>BUDGET</u>	<u>PROPOSED</u>	<u>CHANGE</u>	
<b>SUPPLIES AND OTHER SERVICES:</b>					
3100	PROFESSIONAL SERVICES	-	50,000	50,000	0.00%
3400	AUDIT SERVICES	-	-	4,500	0.00%
4000	TRAVEL & PER DIEM	794	850	850	0.00%
4900	OTHER CHARGES	67,426	455,000	300,000	-34.07%
5400	BOOK, Pubs AND SUBSCRIPTIONS	445	420	1,170	178.57%
5500	TRAINING	445	450	450	0.00%
<b>TOTAL</b>		<b>69,110</b>	<b>506,720</b>	<b>356,970</b>	<b>-29.55%</b>
<b>CAPITAL OUTLAY:</b>					
6100	LAND ACQUISITION	-	-	-	
6300	INFRASTRUCTURE	430,582	2,224,270	2,909,300	30.80%
<b>TOTAL</b>		<b>499,692</b>	<b>2,224,270</b>	<b>2,909,300</b>	<b>30.80%</b>
9300	TRANSFER TO GRANT FUND	-	107,500	-	
<b>TOTAL</b>		<b>499,692</b>	<b>2,331,770</b>	<b>2,909,300</b>	<b>24.77%</b>
<b>TOTAL COST</b>		<b>568,802</b>	<b>2,838,490</b>	<b>3,266,270</b>	<b>15.07%</b>



## **ENTERPRISE FUNDS**

UTILITY OPERATING FUND

SANITATION FUND

UTILITY IMPACT FEE FUND

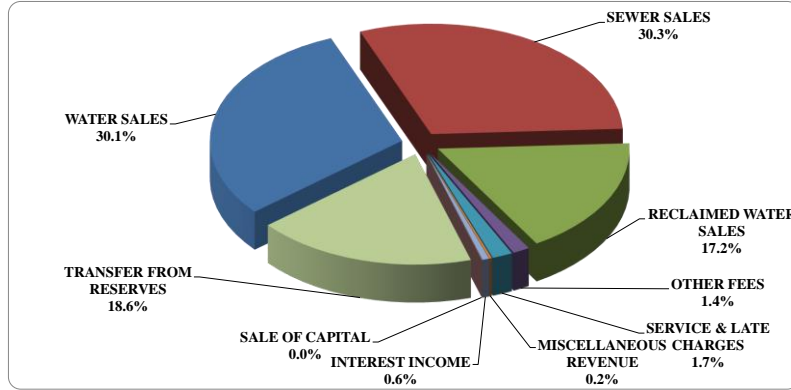
AIRPORT FUND

**CITY OF AOPKA  
UTILITY FUND**

**CITY OF AOPKA  
UTILITY OPERATING FUND**

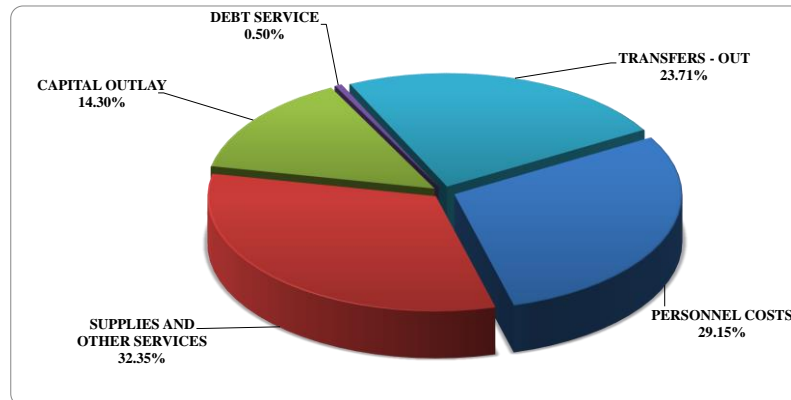
**UTILITY OPERATING FUND - REVENUE AND EXPENDITURES**

**FISCAL YEAR 2021-2022**



**TOTAL REVENUE \$ 26,328,960**

	TOTALS	PERCENT REVENUES
WATER SALES	\$ 7,918,480	30.1%
SEWER SALES	7,967,388	30.3%
RECLAIMED WATER SALES	4,523,440	17.2%
OTHER FEES	377,000	1.4%
SERVICE & LATE CHARGES	450,000	1.7%
MISCELLANEOUS REVENUE	50,000	0.2%
INTEREST INCOME	150,000	0.6%
SALE OF CAPITAL	8,000	0.0%
TRANSFER FROM RESERVES	4,884,652	18.6%
<b>TOTAL REVENUE</b>	<b>\$ 26,328,960</b>	<b>100%</b>



**TOTAL EXPENSE \$ 26,328,960**

	TOTALS	PERCENT EXPENSES
PERSONNEL COSTS	\$ 7,675,207	29.2%
SUPPLIES AND OTHER SERVICES	8,516,583	32.3%
CAPITAL OUTLAY	3,765,160	14.3%
DEBT SERVICE	130,558	0.5%
TRANSFERS - OUT	6,241,453	23.7%
<b>TOTAL EXPENSES</b>	<b>\$ 26,328,960</b>	<b>100%</b>

**CITY OF APOPKA**  
**UTILITY OPERATING FUND**  
401

**UTILITY OPERATING FUND BUDGET SUMMARY**

	<u>2020</u>	<u>2021</u>	<u>2022</u>	<u>PERCENT</u>
	ACTUAL	BUDGET	PROPOSED	CHANGE
<b>ADD REVENUES:</b>				
<b>CHARGES FOR SERVICES:</b>				
343-3101 WATER SERVICE FEES	7,699,389	7,549,290	7,773,480	2.97%
343-3102 WATER METER & TAP FEES	143,700	118,000	145,000	22.88%
343-3104 OTHER FEES	228,835	250,000	250,000	0.00%
343-3106 RECLAIMED WATER SERVICE FEES	4,041,584	3,885,496	4,398,440	13.20%
343-3107 RECLAIM WATER METER & TAP FEES	125,611	90,000	125,000	38.89%
343-5101 SEWER SERVICE FEES	7,582,162	7,410,571	7,965,388	7.49%
343-5102 SEWER TAP FEES	-	2,000	2,000	0.00%
343-5103 INDUSTRIAL WASTE SURCHARGE	14,257	17,000	17,000	0.00%
343-5104 BACKFLOW FEES	97,448	72,000	110,000	52.78%
369-9005 SERVICE AND LATE CHARGES	200,204	450,000	450,000	0.00%
369-9000 MISCELLANEOUS REVENUE	619,113	50,000	50,000	0.00%
<b>TOTAL OPERATING REVENUES</b>	<b>20,752,304</b>	<b>19,894,358</b>	<b>21,286,308</b>	<b>7.00%</b>
<b>NON - OPERATING REVENUES:</b>				
361-1000 INTEREST/DIVIDEND EARNINGS	222,196	130,000	150,000	15.38%
364-9000 GAIN ON DISPOSAL OF CAPITAL ASSETS	9,169	5,000	5,000	0.00%
365-1000 SCRAP SALES	15,599	2,000	3,000	50.00%
389-0009 CARRYOVER APPROPRIATIONS (RESERVES)	-	2,753,931	4,884,652	77.37%
389-4000 CAPITAL CONTRIBUTIONS FROM DEVELOPERS	11,737,234	-	-	0.00%
389-4001 CAPITAL CONTRIBUTIONS FROM FUND 403	-	-	-	0.00%
389-9000 OTHER NON-OPERATING SOURCES GRANTS	278,775	-	-	0.00%
<b>TOTAL NON-OPERATING REVENUES</b>	<b>12,262,973</b>	<b>2,890,931</b>	<b>5,042,652</b>	<b>74.43%</b>
<b>TOTAL REVENUES</b>	<b>33,015,277</b>	<b>22,785,289</b>	<b>26,328,960</b>	<b>15.55%</b>
<b>LESS EXPENDITURES:</b>				
UTILITY ADMINISTRATION	681,514	859,841	830,106	-3.46%
WATER PLANT	1,541,763	1,306,428	1,541,763	18.01%
WASTEWATER PLANT	2,821,336	3,209,453	3,949,124	23.05%
UTILITY CONSTRUCTION	575,630	-	-	#DIV/0!
WATER MAINTENANCE	2,409,443	2,884,780	3,444,491	19.40%
UTILITY BILLING	861,709	1,049,853	1,100,021	4.78%
WASTEWATER MAINTENANCE	4,004,160	2,914,443	3,079,212	5.65%
RESTORATION	118,020	126,500	-	-100.00%
DESIGN ENGINEERING	646,893	1,009,772	1,033,394	2.34%
UTILITY PLANT MAINTENANCE	1,109,910	1,148,265	1,213,680	5.70%
<b>TOTAL OPERATING COSTS</b>	<b>14,770,378</b>	<b>14,509,334</b>	<b>16,191,789</b>	<b>11.60%</b>

<b>CAPITAL OUTLAY:</b>				
UTILITY ADMINISTRATION	-	33,260	-	-100.00%
WATER PLANT	-	815,000	1,126,000	38.16%
WASTEWATER PLANT	-	75,000	96,000	100.00%
UTILITY CONSTRUCTION	-	-	-	#DIV/0!
WATER MAINTENANCE	-	316,000	675,000	113.61%
UTILITY BILLING	-	-	45,000	0.00%
WASTEWATER MAINTENANCE	-	582,500	1,675,000	187.55%
RESTORATION	-	-	-	0.00%
DESIGN ENGINEERING	-	-	31,160	100.00%
UTILITY PLANT MAINTENANCE	-	80,000	117,000	100.00%
DEPRECIATION	4,363,400			0.00%
<b>TOTAL CAPITAL OUTLAY</b>	<b>4,363,400</b>	<b>1,901,760</b>	<b>3,765,160</b>	<b>97.98%</b>
<b>DEBT SERVICE:</b>	<b>47,836</b>	<b>132,742</b>	<b>130,558</b>	<b>-1.65%</b>
<b>TRANSFERS-OUT:</b>				
TRANSFER TO GENERAL FUND	6,241,453	6,241,453	6,241,453	0.00%
<b>TOTAL TRANSFERS-OUT</b>	<b>6,241,453</b>	<b>6,241,453</b>	<b>6,241,453</b>	<b>0.00%</b>
<b>TOTAL EXPENDITURES</b>	<b>25,423,067</b>	<b>22,785,289</b>	<b>26,328,960</b>	<b>15.55%</b>

**CITY OF AOPKA**  
**UTILITY ADMINISTRATION**  
401 - 3010

The Utility Administration Department of Public Services is responsible for the day-to-day supervision of the water, sewer, reuse, streets, fleet, and sanitation divisions. The Utility Administration is the contact point for our customers.

FISCAL YEAR	CLASSIFICATION	TOTAL COST
2020	ACTUAL	6,922,967
2021	BUDGET	7,134,554
2022	PROPOSED	7,071,559

**GOALS:**

- Continue to direct, control and supervise the support services of the PS department to facilitate all divisions success.
  
- Ensure free flow of communication and efficient use of resources throughout the organization to maintain customer satisfaction in the cities services.
  
- Establish and maintain communication channels both within the organization and between the organization and the external community to ensure the citizens issues are resolved in a timely manner.
  
- Work with all the departments in the organization to create accountability initiatives for work orderes via IworQ tracking. This will allow all departments to research, schedule and correct issues within the community. This will be enhanced with the implementaion of the new Dude Solutions software.
  
- Cross-Training staff to improve versatility and reduce redundancies. Employees will be able to work more efficiently and be better able to respond to customer inquiries.
  
- Continue to digitize data whenever possible to reduce need for paper copies. Being sure to follow the city policy for record destruction where applicable.

**PERFORMANCE MEASURES:**

	Actual FY 2018	Actual FY 2019	Actual FY 2020	% Change
# of Documents Scanned		17,000	22,500	24.4%
Calls Received		15,435	13,436	-14.9%
Work Orders Created		12,089	11,519	-4.9%

**CITY OF AOPKA**  
**UTILITY ADMINISTRATION**  
401 - 3010

**LINE ITEM DETAIL**

	<u>2020</u>	<u>2021</u>	<u>2022</u>	<u>PERCENT</u>	
	<u>ACTUAL</u>	<u>BUDGET</u>	<u>PROPOSED</u>	<u>CHANGE</u>	
<b>PERSONNEL COSTS:</b>					
1200	REGULAR SALARIES AND WAGES	433,587	543,013	487,012	-10.31%
1210	LONGEVITY PAY		1,773	1,379	-22.19%
1400	OVERTIME	2,554	800	800	0.00%
1600	OTHER REIMBURSED ALLOWANCES	498	960	480	-50.00%
2100	F.I.C.A.	33,303	41,811	37,460	-10.41%
2200	RETIREMENT CONTRIBUTION	79,596	100,018	81,726	-18.29%
2300	LIFE AND HEALTH INSURANCE	63,014	111,661	121,728	9.02%
2400	WORKERS COMPENSATION	2,194	1,000	1,361	36.10%
2500	UNEMPLOYMENT COMPENSATION	-	-	15,000	0.00%
2600	OTHER POTEEMPLOYMENT BENEFITS OPEB				
2610	PENSION ADJUSTMENT				
<b>TOTAL</b>		<b>614,747</b>	<b>801,036</b>	<b>746,946</b>	<b>-6.75%</b>
<b>SUPPLIES AND OTHER SERVICES:</b>					
3100	PROFESSIONAL SERVICES	9,573	-	-	
3400	OTHER CONTRACTUAL SERVICES	13,008	16,800	26,400	57.14%
4000	TRAVEL & PER DIEM		2,600	2,600	0.00%
4200	FREIGHT & POSTAGE	227	300	300	0.00%
4300	UTILITY SERVICES	12,387	11,400	14,740	29.30%
4400	RENTAL & LEASES	3,516	850	7,655	800.59%
4600	REPAIR AND MAINTENANCE	11,639	4,300	7,600	76.74%
4650	VEHICLE MAINTENANCE	988	1,500	1,500	0.00%
4700	PRINTING AND BINDING	200	250	350	40.00%
4900	OTHER CHARGES	325	-	-	0.00%
5100	OFFICE SUPPLIES	8,108	8,000	9,070	13.38%
5200	OPERATING SUPPLIES	4,390	5,750	6,750	17.39%
5201	VENDING SUPPLIES		1,200	1,200	0.00%
5250	FUEL & GASOLINE	911	900	990	10.00%
5400	BOOKS, PUBS, SUBS & MEMBERSHIPS	931	2,180	1,230	-43.58%
5500	TRAINING	564	2,775	2,775	0.00%
5401	NPL ADJUSTMENT		-	-	0.00%
<b>TOTAL</b>		<b>66,767</b>	<b>58,805</b>	<b>83,160</b>	<b>41.42%</b>
<b>CAPITAL OUTLAY:</b>					
6200	BUILDINGS	-			0.00%
6300	INFRASTRUCTURE	-	-	-	0.00%
6400	EQUIPMENT	-	8,260	-	
6800	INTANGIBLES	-	25,000	-	0.00%
<b>TOTAL</b>		<b>-</b>	<b>33,260</b>	<b>-</b>	<b>0.00%</b>
<b>TRANSFERS:</b>					
9101	TRANSFER TO GENERAL FUND	6,241,453	6,241,453	6,241,453	0.00%
<b>TOTAL</b>		<b>6,241,453</b>	<b>6,241,453</b>	<b>6,241,453</b>	<b>0.00%</b>
<b>TOTAL COST</b>		<b>6,922,967</b>	<b>7,134,554</b>	<b>7,071,559</b>	<b>-0.88%</b>

**CITY OF AOPKA**  
**UTILITY ADMINISTRATION**  
401 - 3010

**STAFFING ANALYSIS**

**NUMBER OF FULL-TIME/PART-TIME PERSONNEL**

<u>POSITION</u>	<u>2020</u>	<u>2021</u>	<u>2022</u>
PUBLIC SERVICES DIRECTOR	1	1	1
ASST PUBLIC SERVICES DIRECTOR	1	1	0
ADMINISTRATIVE ASSISTANT	1	1	1
FACILITIES ADMINISTRATOR	1	1	0
OFFICE MANAGER	1	1	1
ADMINISTRATIVE SUPPORT CLERK	1	2	2
PURCHASING AND SUPPLY SPECIALIST	1	1	1
RECEPTIONIST	1	0	1
FINANCIAL ANALYST	1	1	1
<b>TOTAL</b>	<b>9</b>	<b>9</b>	<b>8</b>

**CAPITAL OUTLAY**

6200 - Building	\$ -
6400 - Equipment	
Total Capital Outlay	\$ -

**CITY OF AOPKA**  
**WATER PLANT**  
401 - 3111

The Utility Water Plant produces potable water of a quality meeting all State and Federal requirements. This division ensures suitable pressure is maintained to meet day-to-day water needs as well as the requirements demanded for emergencies. The Water Plant is responsible for the distribution of all drinking water to our residential and commercial customers.

FISCAL YEAR	CLASSIFICATION	TOTAL COST
2020	ACTUAL	3,081,829
2021	BUDGET	2,121,428
2022	PROPOSED	2,667,763

**GOALS:**

- Reduce customer complaint calls. Utilize conscientious maintenance and flushing of distribution system hydrants and blow offs.
- 
- Maintain electronic records for tracking flushing and flow testing of fire hydrants, and losses due to breaks and construction
- Maintain compliance with CUP permit with the construction of new wells accessing the Lower Floridan Aquifer
- Maintain current level of water quality while planning for the construction of new water plants and storage tanks.

**PERFORMANCE MEASURES:**

	Actual FY 2018	Actual FY 2019	Actual FY 2020	% Change
Distribution System water loss (%)	17.3	18.2	20.1	10.4%
Gallons of Water Produce-annually (MG)	3,158,184	3,276,300	3,290,958	0.4%
CUP Compliance - Annual MGD	16	16	16	0.0%
Total Well Production Capacity (MGD)	35.856	35.856	35.856	0.0%
# of Water Distribution microbiological contaminant samples taken monthly for water quality other than line breaks	1,175	1,146	1,160	1.2%
# of drinking water quality tests performed	8335	8100	7284	-10.1%
# of Boil Notices issued	31	36	30	-16.7%

**CITY OF APOPKA**  
**WATER PLANT**  
401-3111

**LINE ITEM DETAIL**

	<u>2020</u>	<u>2021</u>	<u>2022</u>	<u>PERCENT</u>
	<u>ACTUAL</u>	<u>BUDGET</u>	<u>PROPOSED</u>	<u>CHANGE</u>
<b>PERSONNEL COSTS:</b>				
1200 REGULAR SALARIES AND WAGES	376,908	371,711	387,182	4.16%
1210 LONGEVITY PAY		1,141	1,263	10.66%
1300 OTHER SALARIES AND WAGES		-	-	0.00%
1400 OVERTIME	6,441	15,600	15,600	0.00%
1600 OTHER REIMBURSED ALLOWANCES	480	-	-	0.00%
2100 F.I.C.A.	27,318	29,717	30,909	4.01%
2200 RETIREMENT CONTRIBUTION	65,120	62,133	59,070	-4.93%
2300 LIFE AND HEALTH INSURANCE	65,114	78,019	80,200	2.80%
2400 WORKERS COMPENSATION	2,644	2,762	2,762	0.00%
2600 OTHER POST EMPL BENEFITS		-	-	0.00%
2610 PENSION ADJUSTMENT		-	-	0.00%
<b>TOTAL</b>	<b>544,024</b>	<b>561,083</b>	<b>576,987</b>	<b>2.83%</b>
<b>SUPPLIES AND OTHER SERVICES:</b>				
3100 PROFESSIONAL SERVICES	250	5,750	5,750	0.00%
3400 OTHER CONTRACTUAL SERVICES	1,058	16,410	17,866	100.00%
4000 TRAVEL & PER DIEM	631	700	1,200	71.43%
4100 COMMUNICATIONS		-	-	
4200 FREIGHT & POSTAGE		300	300	0.00%
4300 UTILITY SERVICES	479,819	480,000	690,700	43.90%
4400 RENTAL & LEASES		1,500	1,500	0.00%
4600 REPAIR AND MAINTENANCE	10,540	29,550	29,600	0.17%
4650 VEHICLE MAINTENANCE	5,140	7,000	12,000	71.43%
4700 PRINTING AND BINDING	1,060	1,000	1,000	0.00%
4900 OTHER CHARGES	6,750	6,825	7,825	14.65%
4960 BAD DEBT EXPENSE	6,232	12,000	12,000	0.00%
5100 OFFICE SUPPLIES		-	-	
5200 OPERATING SUPPLIES	117,470	152,960	151,460	-0.98%
5220 WATER CONSERVATION PROGRAM	1,375	10,000	10,750	7.50%
5250 FUEL & GASOLINE	11,868	18,500	20,350	10.00%
5400 BOOKS, PUBS, SUBS & MEMBERSHIPS		75	75	0.00%
5500 TRAINING	1,485	2,775	2,400	-13.51%
5900 DEPRECIATION EXPENSE	1,894,128			
<b>TOTAL</b>	<b>2,537,805</b>	<b>745,345</b>	<b>964,776</b>	<b>29.44%</b>
<b>CAPITAL OUTLAY:</b>				
6200 BUILDINGS		-	-	
6300 IMPROV. OTHER THAN BUILDINGS		790,000	1,083,000	37.09%
6400 EQUIPMENT			43,000	0.00%
6800 INTANGIBLES	-	25,000		-100.00%
<b>TOTAL</b>	<b>-</b>	<b>815,000</b>	<b>1,126,000</b>	<b>38.16%</b>
<b>TRANSFERS:</b>				
9101 TRANSFER TO GENERAL FUND		-	-	0.00%
<b>TOTAL</b>	<b>-</b>	<b>-</b>	<b>-</b>	<b>0.00%</b>
<b>TOTAL COST</b>	<b>3,081,829</b>	<b>2,121,428</b>	<b>2,667,763</b>	<b>25.75%</b>

**CITY OF APOPKA**  
**WATER PLANT**  
401 - 3111

**STAFFING ANALYSIS**

**NUMBER OF FULL-TIME/PART-TIME PERSONNEL**

<u>POSITION</u>	<u>2020</u>	<u>2021</u>	<u>2022</u>
CHIEF WATER PLANT OPERATOR	1	1	1
WATER PLANT OPERATOR III	1	2	2
WATER PLANT OPERATOR II	3	2	2
WATER CONSERVATION SPECIALIST	1	1	1
SUSTAINABILITY SPECIALIST	1	1	1
<b>TOTAL</b>	<b>7</b>	<b>7</b>	<b>7</b>

**CAPITAL OUTLAY**

**6300 - Improvements:**

Total Improvements	\$ -
--------------------	------

**6400 - Equipment**

Total Equipment	\$ -
-----------------	------

<b>Total Capital Outlay</b>	<b>\$ -</b>
-----------------------------	-------------

**CITY OF AOPKA**  
**WASTEWATER PLANT**  
401 - 3121

The Utility Wastewater Plant treats the City's domestic wastewater to a quality meeting State and Federal requirements and, in turn, distributes the treated effluent back to the community in the form of reclaimed/reuse water at a suitable quality and pressure to meet their irrigation needs. The responsibility of the Wastewater Plant is to supply both residential and commercial sites with reclaimed water.

FISCAL YEAR	CLASSIFICATION	TOTAL COST
2020	ACTUAL	2,821,336
2021	BUDGET	3,284,453
2022	PROPOSED	4,045,124

**GOALS:**

- Develop an operations model from the plant performance data.
- Transition operations shift schedule from 24 to 16 hours a day.
- Review existing SOPs and write new SOPs for plant operations.
- Reduce operating costs.
- Reestablish the Fats, Oil, and Grease (FOG) program to reduce the impact on the facility.
- Develop reclaimed water management protocols to efficiently manage the available water to reduce the usage of supplemental groundwater wells and reduce electrical consumption.
- Provide input with Design Engineering concerning future projects in the wastewater plants and reclaimed system.

**PERFORMANCE MEASURES:**

	Actual FY 2018	Actual FY 2019	Actual FY 2020	% Change
Gallons of flow treated daily (in millions)	2.883	2.915	3.077	5.6%
Permit Compliance (# of violations)	9	6	2	-50.0%
# of samples analyzed	3318	3280	2600	-20.7%
% of Reclaim used by customers	70.64	88.15	78.67	-10.8%

**CITY OF AOPKA  
WASTEWATER PLANT  
401 - 3121**

**LINE ITEM DETAIL**

	<u>2020</u>	<u>2021</u>	<u>2022</u>	<u>PERCENT</u>	
	<u>ACTUAL</u>	<u>BUDGET</u>	<u>PROPOSED</u>	<u>CHANGE</u>	
<b>PERSONNEL COSTS:</b>					
1200	REGULAR SALARIES AND WAGES	646,725	813,597	860,596	5.78%
1210	LONGEVITY PAY		1,724	1,892	9.77%
1400	OVERTIME	10,428	22,000	22,000	0.00%
1600	OTHER REIMBURSED ALLOWANCES	249	960	960	0.00%
2100	F.I.C.A.	45,747	64,128	67,737	5.63%
2200	RETIREMENT CONTRIBUTION	112,651	153,405	147,781	-3.67%
2300	LIFE AND HEALTH INSURANCE	120,728	219,232	229,778	4.81%
2400	WORKERS COMPENSATION	9,025	2,751	2,751	0.00%
2600	OTHER POST EMPL BENEFITS		-	-	0.00%
2610	PENSION ADJUSTMENTS				0.00%
<b>TOTAL</b>		<b>945,552</b>	<b>1,277,798</b>	<b>1,333,496</b>	<b>4.36%</b>
<b>SUPPLIES AND OTHER SERVICES:</b>					
3100	PROFESSIONAL SERVICES	76,267	250	250	0.00%
3400	OTHER CONTRACTUAL SERVICES	4,230	56,200	271,150	382.47%
4000	TRAVEL & PER DIEM	166	3,600	3,600	0.00%
4100	COMMUNICATIONS		-	-	
4200	FREIGHT & POSTAGE		100	100	0.00%
4300	UTILITY SERVICES	1,312,792	1,328,010	1,745,880	31.47%
4400	RENTAL & LEASES		1,720	1,720	0.00%
4600	REPAIR AND MAINTENANCE	10,267	22,600	22,600	0.00%
4650	VEHICLE MAINTENANCE	8,033	7,000	9,500	35.71%
4700	PRINTING SERVICES		300	300	0.00%
4900	OTHER CHARGES	205,547	178,300	241,650	35.53%
4960	BAD DEBT EXPENSE		6,000	6,000	0.00%
5100	OFFICE SUPPLIES		-	-	
5200	OPERATING SUPPLIES	232,430	294,230	284,483	-3.31%
5250	FUEL & GASOLINE	25,026	25,050	25,050	0.00%
5400	BOOKS, Pubs, Subs & Memberships		1,025	875	-14.63%
5500	TRAINING	1,025	7,270	2,470	-66.02%
5900	DEPRECIATION EXPENSE		-		
<b>TOTAL</b>		<b>1,875,784</b>	<b>1,931,655</b>	<b>2,615,628</b>	<b>35.41%</b>
<b>CAPITAL OUTLAY:</b>					
6200	BUILDINGS		-	-	
6300	IMPROV. OTHER THAN BUILDINGS		50,000	96,000	92.00%
6400	EQUIPMENT				
6800	INTANGIBLES		25,000		-100.00%
<b>TOTAL</b>		<b>-</b>	<b>75,000</b>	<b>96,000</b>	<b>28.00%</b>
<b>TOTAL COST</b>		<b>2,821,336</b>	<b>3,284,453</b>	<b>4,045,124</b>	<b>23.16%</b>

**CITY OF AOPKA**  
**WASTEWATER PLANT**  
401 - 3121

**STAFFING ANALYSIS**

**NUMBER OF FULL-TIME/PART-TIME PERSONNEL**

<u>POSITION</u>	<u>2020</u>	<u>2021</u>	<u>2022</u>
WATER RESOURCE OPERATIONS MANAGER	1	1	1
CHIEF W/W PLANT OPERATOR III	1	1	1
W/W PLANT OPERATOR III LEAD	0	1	1
W/W PLANT OPERATOR III	0	1	2
W/W PLANT OPERATOR II	3	3	2
W/W PLANT OPERATOR I	8	4	4
LEAD LAB TECHNICIAN	1	1	1
ASSISTANT LAB TECHNICIAN	1	1	0
ENVIRONMENTAL SPECIALIST II	0	0	1
ENVIRONMENTAL SPECIALIST I	1	1	1
<b>TOTAL</b>	<b>16</b>	<b>14</b>	<b>14</b>

**CAPITAL OUTLAY**

6200 - Buildings:

Total Improvements	\$ -
--------------------	------

6400 - Equipment

Total Equipment	\$ -
-----------------	------

Total Capital Outlay	\$ -
----------------------	------

**CITY OF APOPKA**  
**UTILITY CONSTRUCTION**  
401 - 3131

The Utility Construction Division has been included in the Water and Wasterwater Maintenance Divisions for FY 2022.

FISCAL YEAR	CLASSIFICATION	TOTAL COST
2020	ACTUAL	575,630
2021	BUDGET	-
2022	PROPOSED	-

**GOALS:**

- Improve scheduling utility construction projects, including start and completion dates.
- Work with GIS to GPS valves and piping for new utility pipeline projects.
- Increase training on the safe operation of heavy equipment used in construction projects.
- Become more efficient in construction operation as a way to increase productivity.

**PERFORMANCE MEASURES:**

	Actual FY 2018	Actual FY 2019	Actual FY 2020	% Change
# of new water mains installed	2,450	2,600	3,780	45.4%
# of new sewer mains installed	1,500	1,650	230	-86.1%
# of new reuse mains installed	8,900	9,200	6,360	-30.9%
# of training classes attended	24	25	25	0.0%

**CITY OF AOPKA**  
**UTILITY CONSTRUCTION**  
401 - 3131

**LINE ITEM DETAIL**

	<u>2020</u>	<u>2021</u>	<u>2022</u>	<u>PERCENT</u>
	<u>ACTUAL</u>	<u>BUDGET</u>	<u>PROPOSED</u>	<u>CHANGE</u>
<b>PERSONNEL COSTS:</b>				
1200 REGULAR SALARIES AND WAGES	377,827	-	-	#DIV/0!
1210 LONGEVITY PAY		-	-	#DIV/0!
1400 OVERTIME	5,383	-	-	#DIV/0!
2100 F.I.C.A.	27,129	-	-	#DIV/0!
2200 RETIREMENT CONTRIBUTION	67,229	-	-	#DIV/0!
2300 LIFE AND HEALTH INSURANCE	86,443	-	-	#DIV/0!
2400 WORKERS COMPENSATION	8,408	-	-	#DIV/0!
2600 OTHER POST EMPL BENEFITS	-	-	-	
2610 PENSION ADJUSTMENT	-	-	-	0.00%
<b>TOTAL</b>	<b>572,418</b>	<b>-</b>	<b>-</b>	<b>#DIV/0!</b>
<b>SUPPLIES AND OTHER SERVICES:</b>				
4000 TRAVEL & PER DIEM	-			0.00%
4100 COMMUNICATIONS	-			#DIV/0!
4200 FREIGHT & POSTAGE	-			#DIV/0!
4300 UTILITY SERVICES				#DIV/0!
4400 RENTAL & LEASES				#DIV/0!
4600 REPAIR AND MAINTENANCE				#DIV/0!
4650 VEHICLE MAINTENANCE				#DIV/0!
5100 OFFICE SUPPLIES	71			#DIV/0!
5200 OPERATING SUPPLIES				#DIV/0!
5250 FUEL & GASOLINE	3,141			#DIV/0!
5500 TRAINING				#DIV/0!
<b>TOTAL</b>	<b>3,213</b>	<b>-</b>	<b>-</b>	<b>#DIV/0!</b>
<b>CAPITAL OUTLAY:</b>				
6200 BUILDINGS	-	-	-	0.00%
6300 IMPROV. OTHER THAN BUILDINGS	-	-	-	0.00%
6400 EQUIPMENT			-	#DIV/0!
<b>TOTAL</b>	<b>-</b>	<b>-</b>	<b>-</b>	<b>#DIV/0!</b>
<b>TOTAL COST</b>	<b>575,630</b>	<b>-</b>	<b>-</b>	<b>#DIV/0!</b>

**CITY OF AOPKA**  
**UTILITY CONSTRUCTION**  
401 - 3131

**STAFFING ANALYSIS**

**NUMBER OF FULL-TIME/PART-TIME PERSONNEL**

<u>POSITION</u>	<u>2020</u>	<u>2021</u>	<u>2022</u>
CONSTRUCTION FOREMAN	1	0	0
UTILITY FOREMAN	1	0	0
UTILITY SERVICE WORKER I	1	0	0
UTILITY SERVICE WORKER II	6	0	0
<b>TOTAL</b>	<b>9</b>	<b>0</b>	<b>0</b>

**CAPITAL OUTLAY**

6300 - Improvements:		
Total Improvements		\$ -
6400 - Equipment		
Total Equipment		\$ -
<b>Total Capital Outlay</b>		<b>\$ -</b>

**CITY OF AOPKA**  
**WATER MAINTENANCE**  
401 - 3141

The Water Maintenance Division of the Public Services Department maintains over 538 miles of water and reuse lines, 1,954 fire hydrants. Manages the Cross Connection Control program and the meter replacement program. This division also provides stand-by service to better serve the Apopka customers during weekends, holidays and after normal business hours .

FISCAL YEAR	CLASSIFICATION	TOTAL COST
2020	ACTUAL	2,409,443
2021	BUDGET	3,200,780
2022	PROPOSED	4,119,491

**GOALS:**

- Continue to work with GIS to improve the utility mapping system.
- Complete zero read and estimate work orders within 1 month of being created.
- Fully implement Cross Connection Control program/ Integrate to new software system.
- Work with Design Engineering to initiate CIP for renewal and replacement of all Asbestos concrete, galvanized water mains.
- Provide a safe work environment for our employees by increasing training on the safe operation of specialized equipment and ensure that all personnel are being trained properly on workplace hazards related to their field.
- Create and update SOP's for all operations/ work activities performed.

**PERFORMANCE MEASURES:**

	Actual FY 2018	Actual FY 2019	Actual FY 2020	% Change
# of miles of pipe maintained	531	538	560	4.1%
# of Service Calls received	640	1327	1500	13.0%
# Fire hydrants Serviced	390	620	1,000	61.3%
# of WO's completed	20,000	20,285	25,000	23.2%
# of new Services	684	760	750	-1.3%

**CITY OF AOPKA  
WATER MAINTENANCE**

401 - 3141

**LINE ITEM DETAIL**

	<u>2020</u>	<u>2021</u>	<u>2022</u>	<u>PERCENT</u>
	<u>ACTUAL</u>	<u>BUDGET</u>	<u>PROPOSED</u>	<u>CHANGE</u>
<b>PERSONNEL COSTS:</b>				
1200 REGULAR SALARIES AND WAGES	589,091	876,274	925,829	5.66%
1210 LONGEVITY PAY		4,557	4,324	-5.11%
1400 OVERTIME	37,967	70,030	70,030	0.00%
1600 OTHER REIMBURSED ALLOWANCES	978	1,440	1,920	33.33%
2100 F.I.C.A.	44,507	72,851	76,661	5.23%
2200 RETIREMENT CONTRIBUTION	97,953	164,804	158,408	-3.88%
2300 LIFE AND HEALTH INSURANCE	150,791	277,280	274,724	-0.92%
2400 WORKERS COMPENSATION	4,713	8,497	8,778	3.31%
2600 OTHER POST EMPLOYMENT BENEFITS	-	-		0.00%
2610 PENSION ADJUSTMENT	-	-		0.00%
<b>TOTAL</b>	<b>925,999</b>	<b>1,475,734</b>	<b>1,520,674</b>	<b>3.05%</b>
<b>SUPPLIES AND OTHER SERVICES:</b>				
3100 PROFESSIONAL SERVICES		-	-	
3400 OTHER CONTRACTUAL SERVICES		-	-	
4000 TRAVEL & PER DIEM	6	2,400	2,400	0.00%
4100 COMMUNICATIONS		-	-	
4200 FREIGHT & POSTAGE	64	2,000	1,000	-50.00%
4300 UTILITY SERVICES	9,463	23,000	23,000	0.00%
4400 RENTAL & LEASES	6,353	17,533	17,687	0.88%
4600 REPAIR AND MAINTENANCE	106,262	289,800	284,800	-1.73%
4650 VEHICLE MAINTENANCE	49,936	88,750	88,750	0.00%
4900 OTHER CHARGES	6,786	12,560	12,560	0.00%
5100 OFFICE SUPPLIES	317	1,900	1,900	0.00%
5200 OPERATING SUPPLIES	145,389	149,300	85,400	-42.80%
5201 SENSUS METERING SYSTEMS	1,043,360	400,000	950,000	137.50%
5236 BACKFLOW OPERATIONAL SUPPLIES	68,800	313,000	363,000	15.97%
5245 CONTRACTOR METER REPAIRS	4,811	22,403	-	-100.00%
5250 FUEL & GASOLINE	36,524	69,200	76,120	10.00%
5400 BOOKS, PUBS, SUBS & MEMBERSHIPS	862	2,200	2,200	0.00%
5500 TRAINING	4,509	15,000	15,000	0.00%
<b>TOTAL</b>	<b>1,483,444</b>	<b>1,409,046</b>	<b>1,923,817</b>	<b>36.53%</b>
<b>CAPITAL OUTLAY:</b>				
6300 INFRASTRUCTURE		200,000	600,000	200.00%
6400 EQUIPMENT		91,000	75,000	-17.58%
6,800 CAPITAL - INTANGIBLE		25,000	-	-100.00%
<b>TOTAL</b>	<b>-</b>	<b>316,000</b>	<b>675,000</b>	<b>113.61%</b>
<b>TOTAL COST</b>	<b>2,409,443</b>	<b>3,200,780</b>	<b>4,119,491</b>	<b>28.70%</b>

**CITY OF AOPKA**  
**WATER MAINTENANCE**  
401 - 3141

**STAFFING ANALYSIS**

**NUMBER OF FULL-TIME/PART-TIME PERSONNEL**

<u>POSITION</u>	<u>2020</u>	<u>2021</u>	<u>2022</u>
UTILITY FOREMAN	1	1	1
CONSTRUCTION FORMAN	0	1	1
CROSS CONNECTION COORDINATOR	0	0	1
BACKFLOW SPECIALIST	0	2	2
UTILITY SERVICE WORKER II	10	13	13
UTILITY SERVICE WORKER I	4	4	3
<b>TOTAL</b>	<b>15</b>	<b>21</b>	<b>21</b>

**CAPITAL OUTLAY**

6300 - Improvements:

Total Improvements	\$ -
--------------------	------

6400 - Equipment

Total Equipment	\$ -
-----------------	------

<b>Total Capital Outlay</b>	<b>\$ -</b>
-----------------------------	-------------

**CITY OF AOPKA  
UTILITY BILLING  
401 - 3161**

The Utility Billing Division provides meter reading, monthly billing and collection services to customers who utilize the City's water, sewer and solid waste collection services by efficiently providing timely and responsive support to their needs concerning their utility account. To assist customers with various services, complaints and problems while ensuring compliance with department processes and City ordinances.

FISCAL YEAR	CLASSIFICATION	TOTAL COST
2020	ACTUAL	861,709
2021	BUDGET	1,049,853
2022	PROPOSED	1,145,021

**GOALS:**

- Provide friendly customer service on the phone and in-person.
- Provide accurate and clear utility bills.
- Increase electronic/paperless billing and automatic draft payments.
- Increase efficiency and accuracy of meter reading and utility billing process.

**PERFORMANCE MEASURES:**

	Actual FY 2018	Actual FY 2019	Actual FY 2020	% Change
# of Customers	23,607	24,090	24,646	2.3%
# of bills mailed monthly	22,324	22,069	21,782	-1.3%
# of electronic bills	1,469	2,021	2,864	41.7%
# of walk in customers per month	6,258	5,365	1,326	-75.3%
# of ACH customers per month	2,302	2,401	2,540	5.8%
# service connections monthly	347	366	399	9.0%
# service disconnections monthly	308	353	395	11.9%

# CITY OF AOPKA UTILITY BILLING

401 - 3161

## LINE ITEM DETAIL

	<u>2020</u>	<u>2021</u>	<u>2022</u>	<u>PERCENT</u>
	<u>ACTUAL</u>	<u>BUDGET</u>	<u>PROPOSED</u>	<u>CHANGE</u>
<b>PERSONNEL COSTS:</b>				
1200 REGULAR SALARIES AND WAGES	279,408	308,827	326,740	5.80%
1230 LONGEVITY PAY		919	1,401	52.43%
1400 OVERTIME	222	-	-	0.00%
2100 F.I.C.A.	20,956	23,696	25,103	5.94%
2200 RETIREMENT CONTRIBUTION	48,924	56,684	54,767	-3.38%
2300 LIFE AND HEALTH INSURANCE	76,673	100,834	104,483	3.62%
2400 WORKERS COMPENSATION	225	525	525	0.00%
2600 OTHER POST EMPLOYMENT BENEFITS	-	-	-	0.00%
2610 PENSION ADJUSTMENT	-	-	-	0.00%
<b>TOTAL</b>	<b>426,409</b>	<b>491,485</b>	<b>513,018</b>	<b>4.38%</b>
<b>SUPPLIES AND OTHER SERVICES:</b>				
3100 PROFESSIONAL SERVICES	-			
3400 OTHER CONTRACTUAL SERVICES	202,984	248,000	268,000	8.06%
4200 FREIGHT & POSTAGE	119,394	166,750	166,750	0.00%
4300 UTILITY SERVICES		-	-	0.00%
4400 RENTALS AND LEASES	2,407	2,400	3,500	0.00%
4600 REPAIR AND MAINTENANCE	46,014	54,480	56,665	4.01%
4650 VEHICLE MAINTENANCE	612	850	600	
4700 PRINTING AND BINDING	58,459	72,238	76,738	6.23%
4,900 OTHER CURRENT CHARGES				
5100 OFFICE SUPPLIES	1,676	6,400	6,400	0.00%
5200 OPERATING SUPPLIES	2,830	5,150	5,150	0.00%
5250 FUEL & GASOLINE	324	1,100	2,200	
5500 TRAINING	600	1,000	1,000	0.00%
<b>TOTAL</b>	<b>435,300</b>	<b>558,368</b>	<b>587,003</b>	<b>5.13%</b>
<b>CAPITAL OUTLAY:</b>				
6300 IMPROV. OTHER THAN BUILDINGS	-			0.00%
6400 EQUIPMENT	-	-	25,000	0.00%
6,800 INTANGIBLES			20,000	0.00%
<b>TOTAL</b>	<b>-</b>	<b>-</b>	<b>45,000</b>	<b>0.00%</b>
<b>TOTAL COST</b>	<b>861,709</b>	<b>1,049,853</b>	<b>1,145,021</b>	<b>9.06%</b>

**CITY OF AOPKA**  
**UTILITY BILLING**  
401 - 3161

**STAFFING ANALYSIS**

**NUMBER OF FULL-TIME/PART-TIME PERSONNEL**

<u>POSITION</u>	<u>2020</u>	<u>2021</u>	<u>2022</u>
UTILITY BILLING MANAGER	1	1	1
ACCOUNTANT II	0	1	0
ACCOUNTANT I	0	0	1
CUSTOMER SERVICE SPECIALIST	2	1	1
CUSTOMER SERVICE CLERK	3	3	3
METER SERVICE WORKER	1	1	1
<b>TOTAL</b>	<b>7</b>	<b>7</b>	<b>7</b>

**CAPITAL OUTLAY**

6300 - Improv. Other than Buildings	-
6400 - Equipment	-
Total Capital Equipment	-
Total Capital Outlay	-

**CITY OF AOPKA**  
**WASTEWATER MAINTENANCE**  
401 - 3171

The Wastewater Maintenance Division of Public Services is responsible for maintaining 101 miles of force mains and, 182 miles of gravity line, 4,436 manholes, 172 ARV's and 490 valves This division also provides stand-by to be able to provide service to Apopka customers connected to public sewer on weekends, holidays and after normal business hours.

FISCAL YEAR	CLASSIFICATION	TOTAL COST
2020	ACTUAL	4,004,160
2021	BUDGET	3,496,943
2022	PROPOSED	4,754,212

**GOALS:**

- Continue to work with GIS to improve and update utility mapping systems.
- Intergrate new asset management software with Gnet TV inspection software to better schedule TV inspection projects.
- Minimize the frequency and mitigate the impact of Sanitary Sewer Overflows.
- Implement digital work orders for Lift Station maintenance/repairs perform.
- Provide quick response to any disruption or emergency in service that occurs.
- Provide a safe work environment for our employees by increasing training on the safe operation of specialized equipment
- Create and update SOP's for all operations/work activities performed.

**PERFORMANCE MEASURES:**

	Actual FY 2018	Actual FY 2019	Actual FY 2020	% Change
# of miles of sewer lines maintained	268	283	300	6.0%
# of TV inspections performed	117	268	350	30.6%
# of gravity, service line repairs	135	231	300	29.9%
# of lift stations maintained	136	147	155	5.4%
# of sewer overflows/spills	3	5	4	-20.0%

**CITY OF AOPKA**  
**WASTEWATER MAINTENANCE**  
401 - 3171

**LINE ITEM DETAIL**

	<u>2020</u>	<u>2021</u>	<u>2022</u>	<u>PERCENT</u>
	<u>ACTUAL</u>	<u>BUDGET</u>	<u>PROPOSED</u>	<u>CHANGE</u>
<b>PERSONNEL COSTS:</b>				
1200 REGULAR SALARIES AND WAGES	324,466	738,137	763,072	3.38%
1210 LONGEVITY PAY		3,298	3,496	5.99%
1400 OVERTIME	18,224	71,180	71,180	0.00%
1600 OTHER REIMBURSED ALLOWANCES	480	1,440	2,400	66.67%
2100 F.I.C.A.	25,010	62,202	64,271	3.33%
2200 RETIREMENT CONTRIBUTION	55,944	137,647	132,833	-3.50%
2300 LIFE AND HEALTH INSURANCE	89,073	221,202	246,326	11.36%
2400 WORKERS COMPENSATION	5,309	1,693	1,693	0.00%
2600 OTHER POST EMPLOYMENT BENEFITS	-	-	-	0.00%
2610 PENSION ADJUSTMENT	-			100.00%
<b>TOTAL</b>	<b>518,506</b>	<b>1,236,799</b>	<b>1,285,271</b>	<b>3.92%</b>
<b>SUPPLIES AND OTHER SERVICES:</b>				
3100 PROFESSIONAL SERVICES		-	-	
3400 OTHER CONTRACTUAL SERVICES	-	2,300	2,300	0.00%
4000 TRAVEL & PER DIEM	23	1,200	1,200	0.00%
4100 COMMUNICATIONS		-	-	
4200 FREIGHT & POSTAGE		400	400	0.00%
4300 UTILITY SERVICES	14,972	288,700	374,300	29.65%
4400 RENTAL & LEASES	114,728	171,694	186,901	8.86%
4600 REPAIR AND MAINTENANCE	522,695	728,600	717,200	-1.56%
4650 VEHICLE MAINTENANCE	24,546	65,000	65,000	0.00%
4900 OTHER CHARGES		3,000	3,000	0.00%
5100 OFFICE SUPPLIES	5	100	100	0.00%
5200 OPERATING SUPPLIES	304,299	336,250	356,800	6.11%
5250 FUEL & GASOLINE	24,719	63,400	69,740	10.00%
5400 BOOKS, PUBS, SUBS & MEMBERSHIPS		1,000	1,000	0.00%
5500 TRAINING	10,393	16,000	16,000	0.00%
5900 DEPRECIATION EXPENSE	2,469,272			
<b>TOTAL</b>	<b>3,485,654</b>	<b>1,677,644</b>	<b>1,793,941</b>	<b>6.93%</b>
<b>CAPITAL OUTLAY:</b>				
6300 IMPROV. OTHER THAN BUILDINGS		100,000	1,370,000	1270.00%
6400 EQUIPMENT		482,500	305,000	-36.79%
6800 INTANGIBLES				
<b>TOTAL</b>	<b>-</b>	<b>582,500</b>	<b>1,675,000</b>	<b>187.55%</b>
<b>TOTAL COST</b>	<b>4,004,160</b>	<b>3,496,943</b>	<b>4,754,212</b>	<b>35.95%</b>

**CITY OF AOPKA**  
**WASTEWATER MAINTENANCE**  
401 - 3171

**STAFFING ANALYSIS**

**NUMBER OF FULL-TIME/PART-TIME PERSONNEL**

<u>POSITION</u>	<u>2020</u>	<u>2021</u>	<u>2022</u>
UTILITY MAINTENANCE CONST MANAGER	1	1	1
UTILITY FOREMAN	1	2	2
LIFT STATION MECHANIC	0	4	4
UTILITY SERVICE WORKER II	8	9	9
UTILITY SERVICE WORKER I	0	1	1
<b>TOTAL</b>	<b>10</b>	<b>17</b>	<b>17</b>

**CAPITAL OUTLAY**

6300 - Improvements:

Total Improvements	\$ -
--------------------	------

6400 - Equipment

Total Equipment	\$ -
-----------------	------

<b>Total Capital Outlay</b>	<b>\$ -</b>
-----------------------------	-------------

**CITY OF APOPKA**  
**RESTORATION**  
401 - 3181

The Restoration Division has been moved to the Stormwater Division (Fund 120) for FY 2022.

FISCAL YEAR	CLASSIFICATION	TOTAL COST
2020	ACTUAL	118,020
2021	BUDGET	126,500
2022	PROPOSED	-

**GOALS:**

**PERFORMANCE MEASURES:**

	Actual FY 2018	Actual FY 2019	Actual FY 2020	% Change
# of street restorations	120	200	225	12.5%
# of sidewalk restorations	40	100	140	40.0%
# of landscaping restorations	65	100	175	75.0%

**CITY OF AOPKA  
RESTORATION  
401 - 3181**

**LINE ITEM DETAIL**

	<u>2020</u>	<u>2021</u>	<u>2022</u>	<u>PERCENT</u>
	<u>ACTUAL</u>	<u>BUDGET</u>	<u>PROPOSED</u>	<u>CHANGE</u>
<b>PERSONNEL COSTS:</b>				
1200 REGULAR SALARIES AND WAGES	62,703	77,686		-100.00%
1210 LONGEVITY PAY		153		-100.00%
1400 OVERTIME	2,617	-		0.00%
2100 F.I.C.A.	4,823	5,955		-100.00%
2200 RETIREMENT CONTRIBUTION	11,333	14,245		-100.00%
2300 LIFE AND HEALTH INSURANCE	13,366	27,249		-100.00%
2400 WORKERS COMPENSATION	10,985	1,213		-100.00%
2600 OTHER POST EMPLOYMENT BENEFITS	-	-		
2610 PENSION ADJUSTMENT	-	-		
<b>TOTAL</b>	<b>105,827</b>	<b>126,500</b>	-	<b>-100.00%</b>
<b>SUPPLIES AND OTHER SERVICES:</b>				
4400 RENTAL & LEASES	-		-	#DIV/0!
4600 REPAIR AND MAINTENANCE			-	#DIV/0!
4650 VEHICLE MAINTENANCE			-	#DIV/0!
5100 OFFICE SUPPLIES			-	#DIV/0!
5200 OPERATING SUPPLIES			-	#DIV/0!
5250 FUEL & GASOLINE	12,193		-	#DIV/0!
5500 TRAINING			-	#DIV/0!
<b>TOTAL</b>	<b>12,193</b>	-	-	<b>#DIV/0!</b>
<b>CAPITAL OUTLAY:</b>				
6300 INFRASTRUCTURE	-	-	-	0.00%
6400 EQUIPMENT	-	-	-	0.00%
<b>TOTAL</b>	-	-	-	0.00%
<b>TOTAL COST</b>	<b>118,020</b>	<b>126,500</b>	-	<b>-100.00%</b>

**CITY OF APOPKA**  
**RESTORATION**  
401 - 3181

**STAFFING ANALYSIS**

**NUMBER OF FULL-TIME/PART-TIME PERSONNEL**

<u>POSITION</u>	<u>2020</u>	<u>2021</u>	<u>2022</u>
RESTORATION FOREMAN*	1	1	0
MAINTENANCE WORKER II*	2	1	0
MAINTENANCE WORKER I	1	0	0
<b>TOTAL</b>	<b>4</b>	<b>2</b>	<b>0</b>

\*positions moved to Stormwater

**CAPITAL OUTLAY**

6200 - Buildings:

Total Buildings	\$ -
-----------------	------

6400 - Equipment

Total Equipment	\$ -
-----------------	------

**Total Capital Outlay**

**\$ -**

**CITY OF APOPKA**  
**DESIGN ENGINEERING**  
401 - 3410

The Design Engineering Division contributes to the City's Capital Improvement Program with the design and management of construction of infrastructure for: Public Utilities Systems (potable/drinking water, wastewater, and reclaim water), Public Transportation Systems, Public Stormwater Systems, and Public Facilities. Additionally, this Division provides the review of all development plans relative to the Public Services Department issues, and ensures that development projects within the City occur within the framework of adopted City Code, established City policies and accepted engineering practices. The Division also maintains the historical records of the Public Services Department's and Developer's projects and manages the City's GIS and Asset Management Program.

FISCAL YEAR	CLASSIFICATION	TOTAL COST
2020	ACTUAL	646,893
2021	BUDGET	1,009,772
2022	PROPOSED	1,064,554

**GOALS:**

- Restructure the Engineering Division into 3 programs (Design & Planning Management, Construction Management, and GIS/Asset Management)
- Establish Lift Station Rehabilitation and Replacement Program
- Establish Utility Asset Management Program
- Establish Public Works Asset Management Program
- Implement Municipal Wastewater System Dynamic Model
- Implement Municipal Reclaim Water Mass Balance Model
- Conduct Municipal Drinking Water Distribution System / Water Treatment Plants Regionalization Study
- Conduct Utility Rate Study (Water, Wastewater, Reclaim Water, and Stormwater)
- Update and improve the City Utility Services Database
- Replacement of the Plymouth Regional Water Plant Well #3
- Replacement of the Jack G. Grossenbacher Water Plant Well #1
- Rehabilitation of the Jack G. Grossenbacher Water Plant Ground Storage Tank #2 (1.0-MG)
- Distribution Flow Meter Replacements at miscellaneous Water Plants
- Myrtle Rogers Womble (Northwest) Water Plant - Addition of Ground Storage Tank #2 (1.0-MG)

- Myrtle Rogers Womble (Northwest) Water Plant - Addition of High Service Distribution Pumps
- Design of the Southwest Water Plant (5.0-MGD)
- Design and Construction of utility improvements (Drinking Water System Extension) along W. Kelly Park Rd. (Golden Gem Rd. - Round Lake Rd.)
- Design and Construction of utility improvements (Drinking Water System Extension) along Golden Gem Rd. (W. Ponkan Rd. - W. Kelly Park Rd.)
- Design and Construction of utility improvements (Drinking Water System Extension) along Effie Dr. (W. Kelly Park Rd. - Ondich Rd.)
- Design and Construction of utility improvements (Wastewater System Replacement) along Vick Rd. (W. Ponkan Rd. - Lift Station #73)
- Design and Construction of utility improvements (Wastewater System Replacement) along S. Forest Ave. (Lift Station #17 - Apopka Water Reclamation Facility)
- Design and Construction of utility improvements (Wastewater System Extension) along W. Kelly Park Rd. (Jason Dwelley Pkwy. - Plymouth-Sorrento Rd.)
- Design and Construction of utility improvements (Wastewater System Extension) along Golden Gem Rd. (W. Kelly Park Rd. - Parkview Preserve)
- Design and Construction of utility improvements (Wastewater System Extension) along Sadler Rd. (U.S. Hwy. 441 - Ola Beach Dr.)
- Construction of Apopka Northwest Recreation Center Reclaim Water Transfer Pump Station
- Design and Construction of utility improvements (Reclaim Water System Extension) along Plymouth-Sorrento Rd. (W. Lester Rd. - W. Ponkan Rd.)
- Design and Construction of utility improvements (Reclaim Water System Extension) along W. Kelly Park Rd. (Golden Gem Rd. - Round Lake Rd.)
- Design and Construction of utility improvements (Reclaim Water System Extension) along Effie Dr. (W. Kelly Park Rd. - Ondich Rd.)
- Construction of Golden Gem Reclaim Water Storage Facility
- Design and Construction of Golden Gem Reclaim Water Treatment Plant
- Design and Construction of Pike Lake Reclaim Water Storage Facility
- Design and Construction of miscellaneous utility improvements (Drinking Water System).
- Design and Construction of miscellaneous utility improvements (Wastewater System).
- Design and Construction of miscellaneous utility improvements (Reclaim Water System).
- Establish Rehabilitation and Replacement Program (Drinking Water System).
- Establish Rehabilitation and Replacement Program (Wastewater System).
- Establish Rehabilitation and Replacement Program (Reclaim Water System).
- Construction of roadway improvements along Peterson Rd. and King St.
- Design and Construction of Fran Carlton Community Center Stormwater System Rehabilitation
- Design and Construction of new Playground at the Apopka Northwest Recreation Center
- Design of improvements at the Apopka Northwest Recreation Center (Park South Access / New Parking)
- Design of improvements at the Alonzo Williams Recreation Center (New Parking / Bike Trail)
- Construct the improvements (Pedestrian Trail / New Parking) at Kit Land Nelson Park.

**PERFORMANCE MEASURES:**

<b>Type of Projects</b>	<b>Actual FY 2018</b>	<b>Actual FY 2019</b>	<b>Actual FY 2020</b>	<b>% Change</b>
Utilities Design (Started)	2	2	15	650%
Utilities Design (Completed)	1	1	15	1400%
Utilities Construction (Started)	1	1	21	2000%
Utilities Construction (Completed)	1	1	15	1400%
Transportation Design (Started)	4	4	0	-100%
Transportation Design (Completed)	4	4	0	-100%
Transportation Construction (Started)	2	2	1	-50%
Transportation Construction (Completed)	1	1	1	0%
Stormwater Design (Started)	1	1	1	0%
Stormwater Design (Completed)	2	2	1	-50%
Stormwater Construction (Started)	1	1	1	0%
Stormwater Construction (Completed)	1	1	1	0%
Parks & Rec. Design (Started)	2	2	3	50%
Parks & Rec. Design (Completed)	2	2	3	50%
Parks & Rec. Construction (Started)	3	3	3	0%
Parks & Rec. Construction (Completed)	3	3	3	0%
<b>Total</b>	<b>31</b>	<b>31</b>	<b>84</b>	<b>171%</b>

**CITY OF AOPKA  
DESIGN ENGINEERING  
401 - 3410**

**LINE ITEM DETAIL**

	<u>2020</u>	<u>2021</u>	<u>2022</u>	<u>PERCENT</u>
	<u>ACTUAL</u>	<u>BUDGET</u>	<u>PROPOSED</u>	<u>CHANGE</u>
<b>PERSONNEL COSTS:</b>				
1200 REGULAR SALARIES AND WAGES	432,364	635,695	648,944	2.08%
1210 LONGEVITY PAY		1,516	2,177	43.65%
1400 OVERTIME	788	800	800	0.00%
1600 OTHER REIMBURSED ALLOWANCES	960	3,360	3,360	0.00%
2100 F.I.C.A.	31,607	48,845	49,909	2.18%
2200 RETIREMENT CONTRIBUTION	63,235	53,888	96,903	79.82%
2300 LIFE AND HEALTH INSURANCE	62,484	105,618	112,585	6.60%
2400 WORKERS COMPENSATION	2,959	3,241	3,241	0.00%
2600 OTHER POST EMPLOYMENT BENEFITS		-	-	
2610 PENSION ADJUSTMENTS				
<b>TOTAL</b>	<b>594,397</b>	<b>852,962</b>	<b>917,919</b>	<b>7.62%</b>
<b>SUPPLIES AND OTHER SERVICES:</b>				
3100 PROFESSIONAL SERVICES	29,048	100,000	50,000	-50.00%
4000 TRAVEL & PER DIEM	29	2,000	2,000	0.00%
4100 COMMUNICATION SERVICES	-	-	-	
4200 FREIGHT & POSTAGE	-	250	250	0.00%
4300 UTILITY SERVICES	-	-	-	
4600 REPAIR AND MAINTENANCE	38	150	375	150.00%
4650 VEHICLE MAINTENANCE	366	2,000	4,000	100.00%
5100 OFFICE SUPPLIES	-	750	1,830	144.00%
5200 OPERATING SUPPLIES	10,099	15,850	27,350	72.56%
5250 FUEL & GASOLINE	396	4,500	11,550	156.67%
5400 BOOKS, PUBS, SUBS & MEMBERSHIPS	12,454	17,210	3,770	-78.09%
5500 TRAINING	65	14,100	14,350	1.77%
<b>TOTAL</b>	<b>52,496</b>	<b>156,810</b>	<b>115,475</b>	<b>-26.36%</b>
<b>CAPITAL OUTLAY:</b>				
6400 EQUIPMENT	-	-	7,560	
6800 INTANGIBLES	-	-	23,600	
<b>TOTAL</b>	<b>-</b>	<b>-</b>	<b>31,160</b>	<b>0.00%</b>
<b>TOTAL COST</b>	<b>646,893</b>	<b>1,009,772</b>	<b>1,064,554</b>	<b>5.43%</b>

**CITY OF AOPKA**  
**DESIGN ENGINEERING**  
401 - 3410

**STAFFING ANALYSIS**

**NUMBER OF FULL-TIME/PART-TIME PERSONNEL**

<u>POSITION</u>	<u>2020</u>	<u>2021</u>	<u>2022</u>
UTILITY DESIGN MANAGER	1	1	1
PROJECT COORDINATOR	0	1	1
GIS ANALYST	1	1	1
GIS TECHNICIAN	1	1	1
SENIOR ENGINEER	0	1	1
CIVIL DESIGNER	0	1	1
CIVIL ENGINEER III	1	0	0
ENGINEERING TECH	1	1	1
SR. PROJECT COORDINATOR	1	0	0
CONSTRUCTION INSPECTOR	1	2	2
<b>TOTAL</b>	<b>7</b>	<b>9</b>	<b>9</b>

**CAPITAL OUTLAY**

6400 - Equipment

Total Equipment

\$ -

6800 - Intangibles

Total Improvements

\$ -

**Total Capital Outlay**

**\$ -**

**CITY OF AOPKA**  
**UTILITY PLANT MAINTENANCE**  
401 - 3191

The Utility Plant Maintenance Division is a newly established division of the Public Services Department. Its function is to provide the preventive, predictive, and corrective maintenance for the water plants, the water reclamation facility, and the reclaimed water pump stations.

FISCAL YEAR	CLASSIFICATION	TOTAL COST
2020	ACTUAL	1,109,910
2021	BUDGET	1,228,265
2022	PROPOSED	1,330,680

**GOALS:**

- Transition to the new Computerized Maintenance Management System (CMMS).
  
- Perform timely preventive, predictive and corrective maintenance on Reclaimed Water Pump Stations, Water Reclamation Facilities, and Water Treatment Plants.
  
- Continue to develop a comprehensive equipment inventory on all Reclaimed Water Pump Station, Water Reclamation Facility, and Water Treatment Plant assets.
  
- Continue to develop a comprehensive software inventory for the Reclaimed Water Pump Stations, Water Reclamation Facility, and Water Treatment Plants. Identify all components and provide copies of all programming and operational parameters for the Programable Logic Controllers (PLC's) and Variable Frequency Driver's (VFDs).
  
- Collaborate with the Design Engineering and the Utility Maintenance Divisions to establish new design standards for the construction of lift stations by commercial and residential builders. This should include research of alternatives to upgrade the existing 450 Hz radio telemetry system for SCADA communications.

**PERFORMANCE MEASURES:**

	Actual FY 2018	Actual FY 2019	Actual FY 2020	% Change
# of Water Treatment Plants	5	5	5	0%
# of Water Reclamation Facilities	2	2	2	0%
# of Reclaimed Water Pump Stations	3	3	3	0%
# of Work Orders Completed	234	1024	1125	9%

**CITY OF AOPKA**  
**UTILITY PLANT MAINTENANCE**  
401 - 3191

**LINE ITEM DETAIL**

	<u>2020</u>	<u>2021</u>	<u>2022</u>	<u>PERCENT</u>
	<u>ACTUAL</u>	<u>BUDGET</u>	<u>PROPOSED</u>	<u>CHANGE</u>
<b>PERSONNEL COSTS:</b>				
1200 REGULAR SALARIES AND WAGES	508,735	473,748	500,155	5.57%
1210 LONGEVITY PAY		1,619	1,345	-16.88%
1400 OVERTIME	19,136	26,676	26,676	0.00%
1600 OTHER REIMBURSED ALLOWANCES		480	480	0.00%
2100 F.I.C.A.	37,219	38,443	40,442	5.20%
2200 RETIREMENT CONTRIBUTION	90,990	83,576	86,872	3.94%
2300 LIFE AND HEALTH INSURANCE	92,699	110,688	122,810	10.95%
2400 WORKERS COMPENSATION	6,903	2,116	2,116	0.00%
2600 OTHER POST EMPLOYMENT BENEFITS	-			
2610 PENSION ADJUSTMENT	-			
<b>TOTAL</b>	<b>755,681</b>	<b>737,345</b>	<b>780,897</b>	<b>5.91%</b>
<b>SUPPLIES AND OTHER SERVICES:</b>				
3400 OTHER CONTRACTUAL SERVICES			20,000	#DIV/0!
4000 TRAVEL & PER DIEM	112	1,000	1,000	0.00%
4100 COMMUNICATIONS	-	1,920	-	-100.00%
4200 FREIGHT & POSTAGE	36	500	500	0.00%
4400 RENTALS & LEASES	4,561	3,000	3,000	0.00%
4600 REPAIR AND MAINTENANCE	281,474	336,200	328,200	-2.38%
4650 VEHICLE MAINTENANCE	8,096	7,500	7,500	0.00%
4900 OTHER CURRENT CHARGES	500	100	500	400.00%
5100 OFFICE SUPPLIES		-	-	
5200 OPERATING SUPPLIES	53,183	44,700	56,083	25.47%
5250 FUEL & GASOLINE	6,029	12,650	12,650	0.00%
5500 TRAINING	238	3,350	3,350	5.32%
<b>TOTAL</b>	<b>354,229</b>	<b>410,920</b>	<b>432,783</b>	<b>5.32%</b>
<b>CAPITAL OUTLAY:</b>				
6400 EQUIPMENT		55,000	117,000	112.73%
6800 INTANGIBLES	-	25,000	-	-100.00%
<b>TOTAL</b>	<b>-</b>	<b>80,000</b>	<b>117,000</b>	<b>100.00%</b>
<b>TOTAL COST</b>	<b>1,109,910</b>	<b>1,228,265</b>	<b>1,330,680</b>	<b>8.34%</b>

**CITY OF AOPKA**  
**UTILITY PLANT MAINTENANCE**  
401 - 3191

**STAFFING ANALYSIS**

**NUMBER OF FULL-TIME/PART-TIME PERSONNEL**

<u>POSITION</u>	<u>2020</u>	<u>2021</u>	<u>2022</u>
INSTRUMENTATION TECHNICIAN	2	2	2
W/WW MAINTENANCE PLANNER/SCHEDULER	1	1	1
ELECTRICIAN II	2	2	2
PLANT MECHANIC	2	2	2
MAINTENANCE WORKER I	0	2	2
LIFT STATION MECHANIC	4	0	0
<b>TOTAL</b>	<b>11</b>	<b>9</b>	<b>9</b>

**CAPITAL OUTLAY**

6400 - Equipment

Total Equipment \$ -

**Total Capital Outlay** **\$ -**

**CITY OF AOPKA  
PUBLIC UTILITIES DEBT SERVICE**

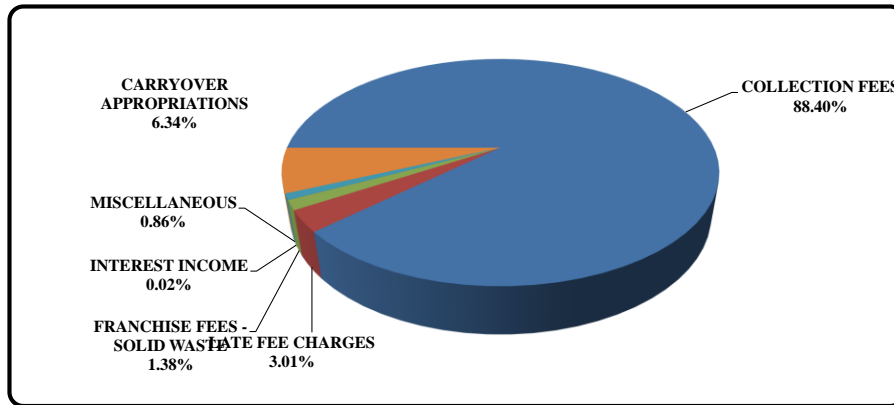
		ACTUAL FY2020	ADOPTED BUDGET FY2021	PROPOSED BUDGET FY2022	PERCENT CHANGE
<b>PRINCIPAL</b>					
401-3111-517.7101	2012 Utility Revenue Bond - Water Plant		\$ 22,704	\$ 23,364	2.91%
401-3121-517.7101	2012 Utility Revenue Bond - Wastewater Plant	-	61,318	63,101	2.91%
403-3113-517.7101	2012 Utility Revenue Bond - Water Impact	-	260,580	268,155	2.91%
403-3115-517.7101	2012 Utility Revenue Bond - Reuse Impact	-	105,780	108,855	2.91%
403-3123-517.7101	2012 Utility Revenue Bond - Wastewater Impact	-	409,618	421,526	2.91%
<b>INTEREST</b>					
401-3111-517.7201	2012 Utility Revenue Bond - Water Plant	12,926	12,926	11,915	-7.82%
401-3121-517.7201	2012 Utility Revenue Bond - Wastewater Plant	34,910	34,910	32,178	-7.83%
403-3113-517.7201	2012 Utility Revenue Bond - Water Impact	65,625	148,357	136,744	-7.83%
403-3115-517.7201	2012 Utility Revenue Bond - Reuse Impact	60,224	60,224	55,510	-7.83%
403-3123-517.7201	2012 Utility Revenue Bond - Wastewater Impact	233,208	233,208	214,955	-7.83%
<b>OTHER</b>					
401-3111-517.7301	2012 Utility Revenue Bond - Water Plant		\$ 239	-	-100.00%
401-3121-517.7301	2012 Utility Revenue Bond - Wastewater Plant		645	-	-100.00%
403-3113-517.7301	2012 Utility Revenue Bond - Water Impact	-	2,740	-	-100.00%
403-3115-517.7301	2012 Utility Revenue Bond - Reuse Impact	-	1,112	-	-100.00%
403-3123-517.7301	2012 Utility Revenue Bond - Wastewater Impact	-	4,307	-	-100.00%
<b>TOTAL BUDGET</b>		<b>\$ 406,893</b>	<b>\$ 1,358,668</b>	<b>\$ 1,336,302</b>	<b>-1.65%</b>

**CITY OF AOPKA  
SANITATION FUND**

**CITY OF AOPKA  
SANITATION FUND**

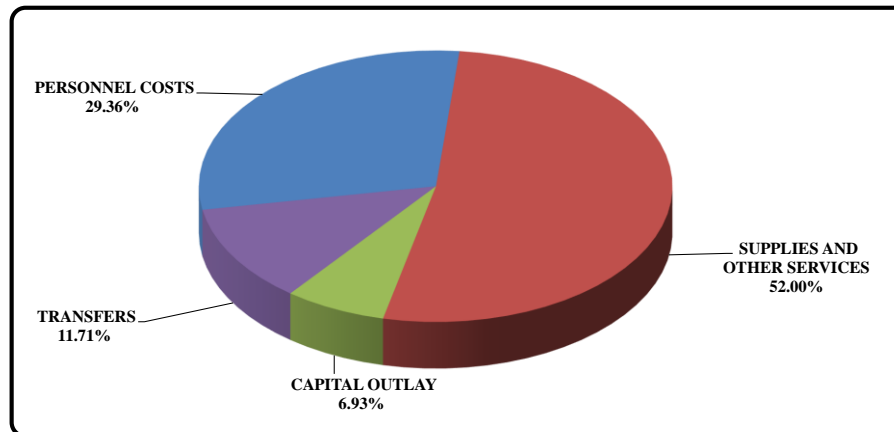
**SANITATION FUND - REVENUE AND EXPENDITURES**

**FISCAL YEAR 2021-2022**



**TOTAL REVENUE      \$      5,816,309**

	<u>TOTALS</u>	<u>PERCENT REVENUES</u>
COLLECTION FEES	\$ 5,141,827	88.40%
BULKY WASTE FEES	-	0.00%
LATE FEE CHARGES	175,000	3.01%
FRANCHISE FEES - SOLID WASTE	80,000	1.38%
INTEREST INCOME	1,000	0.02%
MISCELLANEOUS	50,000	0.86%
CARRYOVER APPROPRIATIONS	368,482	6.34%
<b>TOTAL REVENUE</b>	<b>\$ 5,816,309</b>	<b>100%</b>



**TOTAL EXPENDITURES      \$      5,816,309**

	<u>TOTALS</u>	<u>PERCENT EXPENSES</u>
PERSONNEL COSTS	\$ 1,707,920	29.37%
SUPPLIES AND OTHER SERVICES	3,024,605	52.01%
CAPITAL OUTLAY	403,000	6.93%
DEBT SERVICE	-	0.01%
TRANSFERS	680,784	11.71%
<b>TOTAL EXPENDITURES</b>	<b>\$ 5,816,309</b>	<b>100%</b>

**CITY OF AOPKA  
SANITATION FUND**

**SANITATION FUND BUDGET SUMMARY**

	<u>2020</u> <u>ACTUAL</u>	<u>2021</u> <u>BUDGET</u>	<u>2022</u> <u>PROPOSED</u>	<u>PERCENT</u> <u>CHANGE</u>
<b>ADD REVENUES:</b>				
<b>CHARGES FOR SERVICES:</b>				
343-6110 COLLECTION FEES	4,622,438	4,905,565	5,141,827	4.82%
343-6115 BULKY WASTE FEES	-	-	-	0.00%
343-6120 LATE FEE CHARGES	100,172	185,000	175,000	-5.41%
343-6125 FRANCHISE FEES - SOLID WASTE	75,070	80,000	80,000	0.00%
<b>TOTAL</b>	<b>4,797,680</b>	<b>5,170,565</b>	<b>5,396,827</b>	<b>4.38%</b>
<b>MISCELLANEOUS REVENUES:</b>				
343-6130 INTEREST INCOME	2,894	1,000	1,000	0.00%
343-6135 MISCELLANEOUS	31,549	92,000	50,000	-45.65%
343-6140 CARRYOVER APPROPRIATIONS	-	465,045	368,482	-20.76%
384-0000 OTHER FINANCING SOURCES	-	-	-	
<b>TOTAL</b>	<b>34,443</b>	<b>558,045</b>	<b>419,482</b>	<b>-24.83%</b>
<b>TOTAL REVENUES</b>	<b>4,832,124</b>	<b>5,728,610</b>	<b>5,816,309</b>	<b>1.53%</b>
<b>DEDUCT EXPENSES:</b>				
PERSONNEL COSTS	1,482,553	1,602,926	1,707,920	6.55%
SUPPLIES AND OTHER SERVICES	2,344,042	2,724,900	3,024,605	11.00%
DEPRECIATION	381,678	-	-	0.00%
CAPITAL OUTLAY	-	720,000	403,000	-44.03%
DEBT SERVICE	-	-	-	0.00%
TRANSFERS	-	680,784	680,784	0.00%
CONTINGENCY	-	-	-	
<b>TOTAL EXPENSES</b>	<b>4,208,274</b>	<b>5,728,610</b>	<b>5,816,309</b>	<b>1.53%</b>

**CITY OF AOPKA**  
**SANITATION FUND**  
402 - 3210

The Sanitation Fund provides commercial and household solid waste pick-up and disposal for our citizens. Solid Waste service includes residential garbage, recycling, yard waste and bulky pick-up services and commercial dumpster service

FISCAL YEAR	CLASSIFICATION	TOTAL COST
2020	ACTUAL	4,208,274
2021	BUDGET	5,728,610
2022	PROPOSED	5,816,309

**GOALS:**

- Promote a safe work environment by monitoring fleet speeding, harsh braking and hard cornering events and providing feed back to the drivers.
- Promote a reliable, customer friendly service that results in less than 1 missed pickup complaints per 1000 homes serviced per week
- Promote a well maintained and reliable fleet by achieving over 90% compliance with scheduled preventative maintenance hours

**PERFORMANCE MEASURES:**

	Actual FY 2018	Actual FY 2019	Estimated FY 2020	% Change
# of sanitation fleet vehicles	24	24	24	0.0%
# of households served	17,863	18,048	18,590	3.0%
# of customer complaints	1,025	1,018	934	-8.3%
missed pickups per 1000 homes	1	1	1	-10.2%
Overtime hours	7,485	7,594	6,617	-12.9%

**CITY OF AOPKA  
SANITATION FUND**

402 - 3210

LINE ITEM DETAIL

	2020	2021	2022	PERCENT
	ACTUAL	BUDGET	PROPOSED	CHANGE
<b>PERSONNEL COSTS:</b>				
1200 REGULAR SALARIES AND WAGES	858,059	911,952	980,529	7.52%
1210 LONGEVITY PAY	-	4,374	4,058	-7.22%
1400 OVERTIME	171,126	147,492	170,840	15.83%
1600 OTHER REIMBURSED ALLOWANCES	729	1,440	960	-33.33%
2100 F.I.C.A.	72,675	81,456	88,464	8.60%
2200 RETIREMENT CONTRIBUTION	166,960	194,854	193,001	-0.95%
2300 LIFE AND HEALTH INSURANCE	183,572	248,258	247,702	-0.22%
2400 WORKERS COMPENSATION	29,433	13,100	22,366	70.73%
2500 UNEMPLOYMENT COMPENSATION	-	-	-	0.00%
2600 POSTEMPLOYMENT BENEFITS	-	-	-	0.00%
2610 PENSION ADJUSTMENT	-	-	-	0.00%
<b>TOTAL</b>	<b>1,482,553</b>	<b>1,602,926</b>	<b>1,707,920</b>	<b>6.55%</b>
<b>SUPPLIES AND OTHER SERVICES:</b>				
3100 PROFESSIONAL SERVICES	-	-	-	100.00%
3200 AUDIT SERVICES	-	-	-	100.00%
3400 OTHER CONTRACTUAL SERVICES	836	24,360	48,960	100.99%
3410 OTHER CONTRACTUAL SVCS-DEBRIS REMOVAL	-	-	-	-
4000 TRAVEL & PER DIEM	153	1,200	1,200	100.00%
4100 COMMUNICATIONS	-	-	-	0.00%
4200 FREIGHT & POSTAGE	4,400	5,300	5,300	0.00%
4300 UTILITY SERVICES	1,288,444	1,521,150	1,656,860	8.92%
4400 RENTAL & LEASES	-	-	-	-
4600 REPAIR AND MAINTENANCE	3,331	7,600	26,300	246.05%
4650 VEHICLE MAINTENANCE	528,305	456,700	578,000	26.56%
4700 PRINTING AND BINDING	4,579	5,000	5,000	0.00%
4902 LEGAL ADVERTISING	671	1,500	1,500	0.00%
4903 TEMPORARY LABOR	164,099	185,000	198,000	7.03%
4960 BAD DEBT	31,851	-	-	0.00%
5100 OFFICE SUPPLIES	1,270	1,200	1,200	0.00%
5200 OPERATING SUPPLIES	192,335	294,140	342,290	16.37%
5250 FUEL & GASOLINE	123,546	219,000	157,200	-28.22%
5400 BOOKS, PUBS, SUBS & MEMBERSHIPS	223	250	295	18.00%
5500 TRAINING	-	2,500	2,500	0.00%
5900 DEPRECIATION	381,678	-	-	0.00%
<b>TOTAL</b>	<b>2,725,720</b>	<b>2,724,900</b>	<b>3,024,605</b>	<b>11.00%</b>
<b>CAPITAL OUTLAY:</b>				
6400 EQUIPMENT	-	720,000	403,000	-44.03%
6800 INTANGIBLES	-	-	-	-
<b>TOTAL</b>	<b>-</b>	<b>720,000</b>	<b>403,000</b>	<b>-44.03%</b>
<b>DEBT SERVICE:</b>				
7101 PRINCIPAL	-	-	-	-
7202 INTEREST	-	-	-	-
<b>TOTAL</b>	<b>-</b>	<b>-</b>	<b>-</b>	<b>0.00%</b>
<b>TRANSFERS:</b>				
9100 TRANSFER TO GENERAL FUND	-	680,784	680,784	0.00%
9150 TRANSFER TO GRANT FUND	-	-	-	-
<b>TOTAL</b>	<b>-</b>	<b>680,784</b>	<b>680,784</b>	<b>0.00%</b>
<b>CONTINGENCY:</b>				
9300 CONTINGENCY	-	-	-	-
<b>TOTAL</b>	<b>-</b>	<b>-</b>	<b>-</b>	<b>-</b>
<b>TOTAL COST</b>	<b>4,208,274</b>	<b>5,728,610</b>	<b>5,816,309</b>	<b>1.53%</b>

**CITY OF AOPKA  
SANITATION FUND  
402 - 3210**

**STAFFING ANALYSIS**

**NUMBER OF FULL-TIME/PART-TIME PERSONNEL**

<u>POSITION</u>	<u>2020</u>	<u>2021</u>	<u>2022</u>
SOLID WASTE OPERATIONS MANAGER	1	1	1
SOLID WASTE FOREMAN	1	1	1
SOLID WASTE TECHNICIAN	1	1	1
SANITATION EQUIPMENT OPERATOR	14	16	17
SOLID WASTE SPECIALIST	1	1	1
<b>TOTAL</b>	<b>18</b>	<b>20</b>	<b>21</b>

**CAPITAL OUTLAY**

6200 - Buildings

	\$ -
Total Building	\$ -

6400 - Equipment

	\$ -
Total Equipment	\$ -

**Total Capital Outlay**

	\$ -
--	------

**CITY OF AOPKA  
AIRPORT FUND**

**CITY OF APOPKA  
AIRPORT FUND**

**AIRPORT FUND - REVENUE AND EXPENDITURES**

**FISCAL YEAR 2021-2022**

**TOTAL REVENUE      \$                      -**

	TOTALS	PERCENT REVENUES
FUEL SALES	\$                      -	0.00%
INTEREST	-	0.00%
RENTALS	-	0.00%
<b>TOTAL REVENUE</b>	<b>\$                      -</b>	<b>0%</b>

**TOTAL EXPENDITURES      \$                      -**

	TOTALS	PERCENT EXPENSES
OPERATING EXPENSES	\$                      -	0.00%
<b>TOTAL EXPENDITURES</b>	<b>\$                      -</b>	<b>0%</b>

**CITY OF AOPKA**  
**AIRPORT FUND**  
410

**AIRPORT FUND BUDGET SUMMARY**

	<u>2020</u> <u>ACTUAL</u>	<u>2021</u> <u>BUDGET</u>	<u>2022</u> <u>PROPOSED</u>	<u>PERCENT</u> <u>CHANGE</u>
<b>ADD REVENUES:</b>				
<b>CHARGES FOR SERVICES:</b>				
344-1000 AIRPORT FUEL SALES	437,221	275,000		-100%
361-1000 INTEREST EARNINGS	1,083	500		0%
362-0006 AIRPORT RENTALS	32,561	38,920		-100%
<b>TOTAL REVENUES</b>	<b>470,864</b>	<b>314,420</b>	-	<b>-100%</b>
<b>DEDUCT EXPENSES:</b>				
OPERATING EXPENSES	413,803	314,420	-	# -100%
CONTINGENCY (RETURN TO RESERVES)	-	-	-	0%
<b>TOTAL EXPENSES</b>	<b>413,803</b>	<b>314,420</b>	-	<b>-100%</b>

**CITY OF APOPKA**  
**AIRPORT FUND**  
410

The Airport was sold in FY 2021.

FISCAL YEAR	CLASSIFICATION	TOTAL COST
2020	ACTUAL	413,803
2021	BUDGET	314,420
2022	ADOPTED	-

**GOALS:**

**CITY OF APOPKA  
AIRPORT FUND  
410**

**LINE ITEM DETAIL**

	<u>2020</u>	<u>2021</u>	<u>2022</u>	<u>PERCENT</u>
	<u>ACTUAL</u>	<u>BUDGET</u>	<u>PROPOSED</u>	<u>CHANGE</u>
<b>SUPPLIES AND OTHER SERVICES:</b>				
3100 PROFESSIONAL SERVICES	13,000			0.00%
3400 OTHER CONTRACTUAL SERVICES	8,956	6,000		0.00%
4100 COMMUNICATION SERVICES				0.00%
4300 UTILITY SERVICES	6,853	6,300		0.00%
4500 LIABILITY & CASUALTY INSURANCE		-		0.00%
4600 REPAIR AND MAINTENANCE	10,460	52,140		0.00%
4900 OTHER CHARGES	2,588	2,480		0.00%
5250 FUEL & GASOLINE	371,947	247,500		0.00%
<b>TOTAL</b>	<b>413,803</b>	<b>314,420</b>	-	<b>0.00%</b>
<b>CAPITAL OUTLAY:</b>				
6300 IMPROV. OTHER THAN BUILDINGS	-	-	-	0.00%
6400 EQUIPMENT	-	-	-	0.00%
<b>TOTAL</b>	-	-	-	0.00%
<b>CONTINGENCY:</b>				
9300 CONTINGENCY	-	-	-	0.00%
<b>TOTAL</b>	-	-	-	<b>0.00%</b>
<b>TOTAL COST</b>	<b>413,803</b>	<b>314,420</b>	-	<b>-100.00%</b>

**CITY OF AOPKA**  
**AIRPORT FUND**  
410

**STAFFING ANALYSIS**

**NUMBER OF FULL-TIME/PART-TIME PERSONNEL**

<u>POSITION</u>	<u>2020</u>	<u>2021</u>	<u>2022</u>
Not Applicable	<u>0</u>	<u>0</u>	<u>0</u>
<b>TOTAL</b>	<b>0</b>	<b>0</b>	<b>0</b>

**CAPITAL OUTLAY**

6300 - Improvements:

Total Improvements

\$ -

6400 - Equipment

Total Equipment

\$ -

Total Capital Outlay

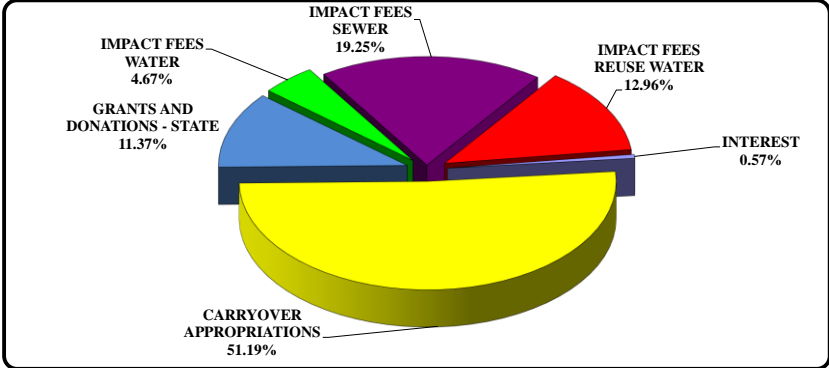
\$ -

**CITY OF AOPKA  
UTILITIES IMPACT FEES FUND**

**CITY OF AOPKA  
UTILITIES IMPACT FEES FUND**

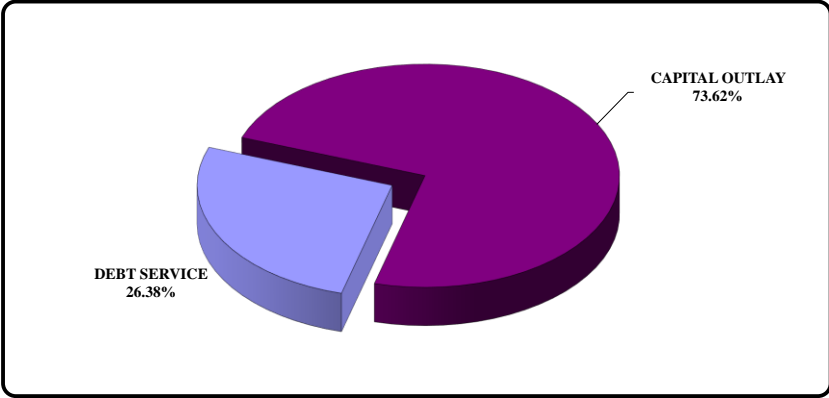
**UTILITIES IMPACT FEES FUND - REVENUE AND EXPENDITURES**

**FISCAL YEAR 2021-2022**



**TOTAL REVENUE      \$      17,585,235**

	TOTALS	PERCENT REVENUES
IMPACT FEES WATER	\$ 820,571	4.67%
IMPACT FEES SEWER	3,384,457	19.25%
IMPACT FEES REUSE WATER	\$ 2,278,343	12.96%
INTEREST	100,000	0.57%
MISCELLANEOUS REVENUE	\$ -	0.00%
CARRYOVER APPROPRIATIONS	\$ 9,001,864	51.19%
GRANTS AND DONATIONS - STATE	\$ 2,000,000	11.37%
OTHER FINANCING SOURCES	-	0.00%
<b>TOTAL REVENUE</b>	<b>\$ 17,585,235</b>	<b>100%</b>



**TOTAL EXPENDITURES      \$      17,585,235**

	TOTALS	PERCENT EXPENSES
CAPITAL OUTLAY	12,947,000	73.62%
CONTINGENCY	-	0.00%
DEBT SERVICE	4,638,235	26.38%
<b>TOTAL EXPENDITURES</b>	<b>\$ 17,585,235</b>	<b>100%</b>

**CITY OF APOPKA**  
**UTILITIES IMPACT FEES FUND**  
403

**UTILITIES IMPACT FEES FUND BUDGET SUMMARY**

	<u>2020</u> <u>ACTUAL</u>	<u>2021</u> <u>BUDGET</u>	<u>2022</u> <u>PROPOSED</u>	<u>PERCENT</u> <u>CHANGE</u>
<b>ADD REVENUES:</b>				
<b>CHARGES FOR SERVICES:</b>				
324-2101 IMPACT FEES - RESIDENTIAL - WATER	526,534	456,637	520,571	14.00%
324-2102 IMPACT FEES - RESIDENTIAL - SEWER	2,247,580	2,150,961	2,384,457	10.86%
324-2103 IMPACT FEES - RESIDENTIAL - REUSE	943,598	1,465,538	2,128,343	45.23%
324-2201 IMPACT FEES - COMMERCIAL - WATER	276,428	300,000	300,000	0.00%
324-2202 IMPACT FEES - COMMERCIAL - SEWER	1,141,715	900,000	1,000,000	11.11%
324-2203 IMPACT FEES - COMMERCIAL - REUSE	284,962	100,000	150,000	50.00%
<b>TOTAL</b>	<b>5,420,817</b>	<b>5,373,135</b>	<b>6,483,371</b>	<b>20.66%</b>
<b>MISCELLANEOUS REVENUES:</b>				
361-1000 INTEREST EARNINGS	152,240	100,000	100,000	0.00%
362-0000 RENT - EQUIPMENT		-	-	
364-9010 GAIN/LOSS ON SALE OF LAND				
365-1000 SCRAP SALES	140,546	100,000		0.00%
369-9000 MISCELLANEOUS REVENUE	187,488	-	-	0.00%
<b>TOTAL</b>	<b>480,274</b>	<b>200,000</b>	<b>100,000</b>	<b>-50.00%</b>
<b>OTHER REVENUES:</b>				
384-0000 OTHER FINANCING SOURCES	-			#DIV/0!
389-0009 CARRYOVER APPROPRIATIONS	-	5,554,565	9,001,864	0.00%
389-3000 GRANTS AND DONATIONS - STATE	1,767,680	2,000,000	2,000,000	0.00%
<b>TOTAL</b>	<b>1,767,680</b>	<b>7,554,565</b>	<b>11,001,864</b>	<b>45.63%</b>
<b>TOTAL REVENUES</b>	<b>7,668,771</b>	<b>13,127,700</b>	<b>17,585,235</b>	<b>33.96%</b>
<b>DEDUCT EXPENSES:</b>				
CAPITAL OUTLAY	37,797,809	8,500,000	12,947,000	52.32%
CONTINGENCY (RETURN TO RESERVES)	-	-		
DEBT SERVICE	2,330,248	4,627,700	4,638,235	0.23%
<b>TOTAL EXPENSES</b>	<b>40,128,057</b>	<b>13,127,700</b>	<b>17,585,235</b>	<b>33.96%</b>

**CITY OF APOPKA**  
**UTILITIES IMPACT FEES FUND**  
403

The Utility Impact Fee is collected on all new development within the city and is used to ensure the capacity for water, sewer and reclaim utilites remains adequate for all citizens of Apopka.

FISCAL YEAR	CLASSIFICATION	TOTAL COST
2020	ACTUAL	8,746,267
2021	BUDGET	13,127,700
2022	PROPOSED	17,585,235

**GOALS:**

- Effectively utilize the Utility Impact Fees to Systematically expand and improve the City's Utility systems in accordance with the Master Plans.

**CITY OF AOPKA  
UTILITIES IMPACT FEES FUND**

**LINE ITEM DETAIL**

	<u>2020 ACTUAL</u>	<u>2021 BUDGET</u>	<u>2022 PROPOSED</u>	<u>PERCENT CHANGE</u>
<b><u>OPERATIONS</u></b>				
<b>WATER OPERATIONS</b>				
7101 WATER DEBT SERVICE	\$ 65,625	\$ 401,362	\$ 404,899	0.88%
<b>TOTAL</b>	<b>65,625</b>	<b>401,362</b>	<b>404,899</b>	<b>0.88%</b>
<b>SEWER OPERATIONS</b>				
7101 SEWER DEBT SERVICE	233,208	630,918	636,481	0.88%
SEWER DEBT SERVICE - WWTP LOAN DESIGN	17,176	82,000	82,000	0.00%
SEWER DEBT SERVICE - WWTP LOAN CONST.	1,954,015	3,350,491	3,350,491	0.00%
<b>TOTAL</b>	<b>2,204,399</b>	<b>4,063,409</b>	<b>4,068,971</b>	<b>0.14%</b>
<b>REUSE OPERATIONS</b>				
7101 REUSE DEBT SERVICE	60,224	162,929	164,365	0.88%
<b>TOTAL</b>	<b>60,224</b>	<b>162,929</b>	<b>164,365</b>	<b>0.88%</b>
<b><u>TOTAL OPERATIONS</u></b>	<b>2,330,248</b>	<b>4,627,700</b>	<b>4,638,235</b>	<b>0.23%</b>
<b><u>CAPITAL OUTLAY</u></b>				
<b>WATER CAPITAL OUTLAY</b>				
US Hwy 441 16-inch Water Main	-	370,000		-100.00%
Effie Dr. 16-inch Water Main	-	660,000	790,000	19.70%
Golden Gem Rd. 16-inch Water Main		1,310,000	1,590,000	0.00%
Grossenbacher Water Plant Well #1 Upgrade			1,337,000	0.00%
W. Kelly Park Rd. 16-inch Water Main		1,030,000	810,000	0.00%
W. Ponkan Rd. 16-inch Water Main		510,000		0.00%
Water Upsizing Agreements			200,000	
<b>TOTAL</b>	<b>-</b>	<b>3,880,000</b>	<b>4,727,000</b>	<b>21.83%</b>
<b>SEWER CAPITAL OUTLAY</b>				
Golden Gem Rd - Kelly Park to Parkview Preserve 12-inch			730,000	0.00%
Sadler Rd US441 to Ola Beach Dr 8-inch			150,000	0.00%
W. Kelly Park Rd. 12-inch Sewer Force Main		500,000	430,000	-14.00%
Zellwood Station 6-inch Sewer Force Main		100,000		-100.00%
Sewer Upsizing Agreements			200,000	
<b>TOTAL</b>	<b>-</b>	<b>600,000</b>	<b>1,510,000</b>	<b>151.67%</b>
<b>REUSE CAPITAL OUTLAY</b>				
Golden Gem Reclaim Water Plant (New) (Grant)	-	1,250,000	3,500,000	180.00%
Plymouth-Sorrento Rd - Lester Rd to Ponkan Rd 24-inch			1,390,000	0.00%
Apopka WRF - Reclaim Storage Pond & Pump Station		1,000,000		-100.00%
Golden Gem Rd. 30-inch Reclaim Water Main		1,770,000		-100.00%
W. Kelly Park Rd - Golden Gem Rd to Round Lake Rd 16-Inch			810,000	
Effie Dr - Kelly Park to Ondich Rd 16-inch			810,000	
Reuse Upsizing Agreements			200,000	
<b>TOTAL</b>	<b>-</b>	<b>4,020,000</b>	<b>6,710,000</b>	<b>66.92%</b>
<b><u>TOTAL CAPITAL OUTLAY</u></b>	<b>6,416,019</b>	<b>8,500,000</b>	<b>12,947,000</b>	<b>52.32%</b>

**CITY OF APOPKA  
UTILITIES IMPACT FEES FUND**

**LINE ITEM DETAIL**

	<u>2020</u> <u>ACTUAL</u>	<u>2021</u> <u>BUDGET</u>	<u>2022</u> <u>PROPOSED</u>	<u>PERCENT</u> <u>CHANGE</u>
<b><u>CONTINGENCY</u></b>				
Water	-			0.00%
Sewer	-			0.00%
Reuse	-			0.00%
<b>TOTAL COSTS</b>	<b>8,746,267</b>	<b>13,127,700</b>	<b>17,585,235</b>	<b>33.96%</b>

**CITY OF AOPKA**  
**UTILITIES IMPACT FEES FUND**  
403

STAFFING ANALYSIS

NUMBER OF FULL-TIME/PART-TIME PERSONNEL

<u>POSITION</u>	<u>2020</u>	<u>2021</u>	<u>2022</u>
NONE	0	0	0
<b>TOTAL</b>	<b>0</b>	<b>0</b>	<b>0</b>

CAPITAL OUTLAY

6300 - Water Improvements:

\$ -

6300 - Sewer Improvements:


\$ -

6300 - Reuse Improvements:

\$ -

**Total Capital Outlay**

\$ -



## **CAPITAL IMPROVEMENT PROGRAM**

# CITY OF APOPKA

## CAPITAL IMPROVEMENT PROGRAM

### How the Program Works

The City of Apopka's Capital Improvement Plan (CIP) is a planning, budgetary and prioritizing tool which reflects the City's infrastructure needs for a five-year time frame. The CIP is updated on an annual basis.

Capital Projects are major fixed assets or infrastructure with long term value, such as buildings, roads, sidewalks and parks. A capital improvement is defined as any purchase of equipment or any construction project having a non consumable nature, a value of \$5,000 or more, and a normal expected life of which is one year or more. Proposed CIP project requests may originate from City departments, Commissioners, and/or citizens.

Funds budgeted for a specific project remain allocated until the project is completed. Additionally, project budgets are reviewed and, if necessary, funding may be adjusted. Capital project costs include all expenditures related to land acquisition, planning, design, construction, project management, legal expenses and mitigation of damages.

Projects may be funded by current revenues or by debt financing, depending upon the availability of reserves, the nature of the project, and policies of the City Charter. In balancing the five year plan of the CIP, projections of revenues from existing sources are compared to requested capital projects. If there are adequate revenues to fund all of the requested projects, the CIP is balanced. If not, projects must either be revised to reduce costs, postponed to a future time period, or eliminated from the program. Alternative financing, such as long term debt, may be proposed in order to provide sufficient revenues to fund the projects. There may be a bona fide reason why a project is needed, but it may need to be deferred to a later date if resources are not realistically available.

The overall CIP, with its five-year time frame, gives a fair indication of the foreseeable infrastructure needs of the City.

### Relationship Between the Operating and Capital Budgets

The operating budget includes expenses that are generally of a recurring nature and are appropriated for one year only. It provides for all City services, but does not result in major physical assets for the City. Year to year, changes in the Operating budget are expected to be fairly stable, and represent incremental changes in the cost of doing business in the size of the City and in the types and level of service that is provided. Resources for the Operating budget generally come from taxes, user fees, and intergovernmental payments that usually recur from year to year.

The Capital budget includes one-time costs for projects that routinely last several years. The projects result in major physical assets for the City. Resources for the Capital budget generally come from bond issues, impact fees, grants and taxes.

However, the Operating and Capital budgets are closely linked. The most obvious link is the Operating budget assumes the cost of maintaining and operating new facilities built under the Capital budget. Operational needs often drive the Capital budget, i.e. Utility expansion, roads, water mains and parks which are necessitated by population growth and the City's role in providing the basic services to its citizens.

## CITY OF APOPKA CAPITAL IMPROVEMENT PLAN

### 001/GENERAL FUND - 1 OF 5

	FY21/22	FY22/23	FY23/24	FY24/25	FY25/26	TOTAL
<b>Public Safety</b>						
Fire - SCBA Bottle Replacement Program	27,000	28,350	29,770	31,260	32,820	\$149,200
Fire - Brush Truck Pump Replacement	20,000					20,000
Fire - Air Compressor		40,000		40,000		80,000
Fire - Thermal Imaging Cameras		22,000			26,740	48,740
Fire - HURST Extrication Tool Set		34,000	71,400			105,400
Fire - Fume-A-Vent System (All 5 Stations)		120,000				120,000
Fire - Fire Safety Trailer		171,000				171,000
Fire - SCBA for Station 7 Apparatus				98,630		98,630
Fire - Engine 11 Replacement (1998)	648,900					648,900
Fire - Engine 51 Replacement (2001)		750,000				750,000
Fire - District Chief Vehicle		50,000				50,000
Fire - Replacement Ambulance	356,110	352,920	370,560	389,100	408,550	1,877,240
Police - Public Safety Complex		250,000	18,885,000	2,500,000		21,635,000
Police - Indoor Firearms Range				75,000	250,000	325,000
Police - Vehicle Replacment	1,014,000	750,000	750,000	750,000	750,000	4,014,000
Police - Driving Course				500,000		500,000
Police - Communications Equipment				2,500,000		2,500,000
Police - Investigative Equipment	17,500	35,000	35,000	35,000	35,000	157,500
Police - Dispatch Console	60,000					60,000
<b>TOTAL GENERAL FUND</b>	<b>\$2,143,510</b>	<b>\$2,603,270</b>	<b>\$20,141,730</b>	<b>\$6,918,990</b>	<b>\$1,503,110</b>	<b>\$33,310,610</b>

#### PROJECT COSTS:

Land						
Buildings		250,000	18,885,000	2,575,000	250,000	21,960,000
Improvements other than buildings						
Equipment and machinery	2,143,510	2,353,270	1,256,730	4,343,990	1,253,110	11,350,610
<b>TOTAL COSTS:</b>	<b>\$2,143,510</b>	<b>\$2,603,270</b>	<b>\$20,141,730</b>	<b>\$6,918,990</b>	<b>\$1,503,110</b>	<b>33,310,610</b>

#### SOURCE OF FUNDS:

001 General Funds	2,143,510	703,270	1,256,730	593,990	1,253,110	5,950,610
101 Street Improvement Funds						
102 Transportation Impact Fees						
104 Recreation Impact Fees						
120 Stormwater Fees						
401 Water/Sewer/Reclaim Operations						
402 Sanitation						
403 Water/Sewer/Reclaim Impact Fees						
403 Grant Funding						
Amount Unfunded		1,900,000	18,885,000	6,325,000	250,000	27,360,000
<b>TOTAL FUNDING:</b>	<b>\$2,143,510</b>	<b>\$2,603,270</b>	<b>\$20,141,730</b>	<b>\$6,918,990</b>	<b>\$1,503,110</b>	<b>\$33,310,610</b>

# CITY OF AOPKA CAPITAL IMPROVEMENT PLAN

## 001/GENERAL FUND - 2 OF 5

	FY21/22	FY22/23	FY23/24	FY24/25	FY25/26	TOTAL
<b>Information Technology</b>						
IT - Storage Expansion	30,000				50,000	\$80,000
IT - Servers			30,000		20,000	50,000
IT - Switch Replacement & Additions	20,000			20,000		40,000
IT - vSphere Upgrades		20,000		10,000		30,000
IT - Software Upgrades (CAD)		800,000	250,000			1,050,000
IT - Council Audio/Video Equipment				25,000		25,000
IT - Backup Expansion		50,000			30,000	80,000
IT - Desktop Replacments	60,000	30,000	30,000	30,000	30,000	180,000
IT - Departmental Laptop Replacements	114,000	70,000	70,000	70,000	70,000	394,000
IT - Firewall/ Router					25,000	25,000
IT - ArcGIS Updates		25,000			25,000	50,000
IT - Fiber Replacement PS & City Hall		240,000				240,000
IT - Vehicle Replacement	25,000					25,000
IT - Harmon Tower Replacement		2,750,000				2,750,000
IT - Mount Plymouth Tower Redundancy		368,000				368,000
IT - Motorola NICE Logger Upgrade	168,000					168,000

<b>TOTAL GENERAL FUND</b>	<b>\$417,000</b>	<b>\$4,353,000</b>	<b>\$380,000</b>	<b>\$155,000</b>	<b>\$250,000</b>	<b>5,555,000</b>
---------------------------	------------------	--------------------	------------------	------------------	------------------	------------------

### PROJECT COSTS:

Land						
Buildings						
Improvements other than buildings		3,118,000				3,118,000
Equipment and machinery	417,000	1,235,000	380,000	155,000	250,000	2,437,000

<b>TOTAL COSTS:</b>	<b>\$417,000</b>	<b>\$4,353,000</b>	<b>\$380,000</b>	<b>\$155,000</b>	<b>\$250,000</b>	<b>5,555,000</b>
---------------------	------------------	--------------------	------------------	------------------	------------------	------------------

### SOURCE OF FUNDS:

001 General Funds	417,000	435,000	380,000	155,000	250,000	1,637,000
101 Street Improvement Funds						
102 Transportation Impact Fees						
104 Recreation Impact Fees						
120 Stormwater Fees						
401 Water/Sewer/Reclaim Operations						
402 Sanitation						
403 Water/Sewer/Reclaim Impact Fees						
403 Grant Funding						
Amount Unfunded		3,918,000				3,918,000

<b>TOTAL FUNDING:</b>	<b>\$417,000</b>	<b>\$4,353,000</b>	<b>\$380,000</b>	<b>\$155,000</b>	<b>\$250,000</b>	<b>\$5,555,000</b>
-----------------------	------------------	--------------------	------------------	------------------	------------------	--------------------

# CITY OF AOPKA CAPITAL IMPROVEMENT PLAN

## 001/GENERAL FUND - 3 OF 5

	FY21/22	FY22/23	FY23/24	FY24/25	FY25/26	TOTAL
<b>Facilities and Fleet</b>						
Facilities - ADA Compliance	16,000	10,000	7,500	7,500	7,500	<b>\$48,500</b>
Facilities - Museum Logs/Expansion		120,000				<b>120,000</b>
Facilities - Roofs	45,000	75,000	50,000	50,000	50,000	<b>270,000</b>
Facilities - Parking Lot Resurfacing and Striping	90,000	100,000	100,000	100,000	100,000	<b>490,000</b>
Facilities - Fire Suppression/Alarm Systems	20,000	75,000	50,000			<b>145,000</b>
Facilities - Building Renovations	39,500	100,000	100,000	125,000	125,000	<b>489,500</b>
Facilities - Building Demolitions		50,000	50,000			<b>100,000</b>
Facilities - Facilities Office & Warehouse		250,000				<b>250,000</b>
Facilities - HVAC	55,000	60,000	65,000	70,000	75,000	<b>325,000</b>
Facilities - Ice Makers and Appliances	7,500	10,000	10,000	12,500	12,500	<b>52,500</b>
Facilities - Vehicle Replacements	110,000	45,000	40,000			<b>195,000</b>
Facilities - Vehicles - New Hires		45,000	45,000	90,000	45,000	<b>225,000</b>
Facilities - Pressure Washer				15,000		<b>15,000</b>
Facilities - Trailers		15,000			15,000	<b>30,000</b>
Fleet - Building		1,500,000				<b>1,500,000</b>
Fleet - New car lifts and wheel balancer		30,000	15,000	10,000	10,000	<b>65,000</b>

<b>TOTAL GENERAL FUND</b>	<b>\$383,000</b>	<b>\$2,485,000</b>	<b>\$532,500</b>	<b>\$480,000</b>	<b>\$440,000</b>	<b>4,320,500</b>
---------------------------	------------------	--------------------	------------------	------------------	------------------	------------------

PROJECT COSTS:						
Land						
Buildings		1,970,000	100,000	125,000	125,000	<b>2,320,000</b>
Improvements other than buildings	135,000	100,000	100,000	100,000	100,000	<b>535,000</b>
Equipment and machinery	248,000	415,000	332,500	255,000	215,000	<b>1,465,500</b>

<b>TOTAL COSTS:</b>	<b>\$383,000</b>	<b>\$2,485,000</b>	<b>\$532,500</b>	<b>\$480,000</b>	<b>\$440,000</b>	<b>4,320,500</b>
---------------------	------------------	--------------------	------------------	------------------	------------------	------------------

SOURCE OF FUNDS:						
001 General Funds	383,000	515,000	532,500	480,000	440,000	<b>2,350,500</b>
101 Street Improvement Funds						
102 Transportation Impact Fees						
104 Recreation Impact Fees						
120 Stormwater Fees						
401 Water/Sewer/Reclaim Operations						
402 Sanitation						
403 Water/Sewer/Reclaim Impact Fees						
403 Grant Funding						
Amount Unfunded		1,970,000				<b>1,970,000</b>

<b>TOTAL FUNDING:</b>	<b>\$383,000</b>	<b>\$2,485,000</b>	<b>\$532,500</b>	<b>\$480,000</b>	<b>\$440,000</b>	<b>\$4,320,500</b>
-----------------------	------------------	--------------------	------------------	------------------	------------------	--------------------

# CITY OF AOPKA CAPITAL IMPROVEMENT PLAN

## 001/GENERAL FUND - 4 OF 5

	FY21/22	FY22/23	FY23/24	FY24/25	FY25/26	TOTAL
<b>Parks and Recreation</b>						
Amphitheatre ADA Parking	25,000					\$25,000
Hickerson Property Fence/Gate	15,000					15,000
Cemetery Toro	15,000					15,000
Cemetery Pull Behind Blower	8,000					8,000
AAC Walkway Lights	25,000					25,000
Williams Park Fencing	49,000					49,000
GPS Paint Machine	45,000					45,000
Kubota	15,000					15,000
Bush Hog Attachment	5,000					5,000
Tractor	43,500					43,500
Ford Ranger	27,000					27,000
NW Picnic Table Replacement	6,000					6,000
NW Digital Sign	33,000					33,000
NW/Athletics Toro	13,000	13,000		13,000	13,000	52,000
NW Playground Grant Supplement	45,000					45,000
NW Pad 15 Lights	60,000					60,000
NW Pad 8 Lights	310,000					310,000
Holiday Decorations	25,000	20,000		20,000	20,000	85,000
NW Golf Cart	13,000					13,000
Ford Escape	22,000					22,000
NW Storage Building		200,000				200,000
Pad 7 Lights		250,000				250,000
Pad 13-14 Lights		300,000				300,000
Tennis and Pickleball Court Project		700,000				700,000
ADA Accessible Playground		350,000				350,000
<b>TOTAL GENERAL FUND</b>	<b>\$799,500</b>	<b>\$1,833,000</b>	<b>\$0</b>	<b>\$33,000</b>	<b>\$33,000</b>	<b>2,698,500</b>
<b>PROJECT COSTS:</b>						
Land						0
Buildings		200,000				200,000
Improvements other than buildings						0
Equipment and machinery	799,500	1,633,000		33,000	33,000	2,498,500
<b>TOTAL COSTS:</b>	<b>\$799,500</b>	<b>\$1,833,000</b>	<b>\$0</b>	<b>\$33,000</b>	<b>\$33,000</b>	<b>2,698,500</b>
<b>SOURCE OF FUNDS:</b>						
001 General Funds	799,500					799,500
104 Recreation Impact Fees						
403 Grant Funding						
Amount Unfunded		1,833,000		33,000	33,000	1,899,000
<b>TOTAL FUNDING:</b>	<b>\$799,500</b>	<b>\$1,833,000</b>	<b>\$0</b>	<b>\$33,000</b>	<b>\$33,000</b>	<b>\$2,698,500</b>

## CITY OF AOPKA CAPITAL IMPROVEMENT PLAN

### 001/GENERAL FUND - 5 OF 5

	FY21/22	FY22/23	FY23/24	FY24/25	FY25/26	TOTAL
<b>Parks and Recreation (cont.)</b>						
Wewa Binion Rd Entrance Sign	5,000					\$5,000
Wewa New Playground	60,000	25,000				85,000
Wewa Camp Size/Style Pool		200,000	100,000			300,000
Wewa Pool Restrooms-Changing Rooms			100,000	95,000		195,000
Wewa Pool Deck Upgrades		25,000	25,000			50,000
Wewa Restroom Upgrades				50,000	50,000	100,000
Wewa New Pavilions				50,000	50,000	100,000
Wewa Dining Hall Upgrades				25,000	25,000	50,000
Wewa Cabin Upgrades				50,000	50,000	100,000
Wewa Pool Pump		10,000				10,000
Wewa Office Roof			10,000			10,000
Wewa City Sewer		300,000	200,000			500,000
Wewa City Water		80,000	250,000			330,000
New Fran Carlton Center					2,500,000	2,500,000
NW Field House			2,000,000	2,000,000		4,000,000
NW Area Pool			500,000	500,000		1,000,000
Update NW Field Lights				500,000	700,000	1,200,000
Hospital Area Pool		300,000				300,000
Field Construction		4,500,000	3,000,000			7,500,000
NW Concession Building Renovation			100,000	50,000		150,000
NW Pavilions		50,000		50,000		100,000
NW Directional Signage		100,000	50,000			150,000
Additional City Park Pavilions		50,000		40,000	45,000	135,000
Additional City Park Playgrounds		80,000		80,000	50,000	210,000
Dog Park (NW area)		70,000				70,000
Cemetery Roads and Upgrades		100,000	100,000	150,000	150,000	500,000
<b>TOTAL GENERAL FUND</b>	<b>\$65,000</b>	<b>\$5,890,000</b>	<b>\$6,435,000</b>	<b>\$3,640,000</b>	<b>\$3,620,000</b>	<b>19,650,000</b>
<b>PROJECT COSTS:</b>						
Land						
Buildings			2,100,000	2,050,000	2,500,000	6,650,000
Improvements other than buildings		100,000	100,000	150,000	150,000	500,000
Equipment and machinery	65,000	5,790,000	4,235,000	1,440,000	970,000	12,500,000
<b>TOTAL COSTS:</b>	<b>\$65,000</b>	<b>\$5,890,000</b>	<b>\$6,435,000</b>	<b>\$3,640,000</b>	<b>\$3,620,000</b>	<b>19,650,000</b>
<b>SOURCE OF FUNDS:</b>						
001 General Funds	65,000					65,000
104 Recreation Impact Fees						
403 Grant Funding						
Amount Unfunded		5,890,000	6,435,000	3,640,000	3,620,000	19,585,000
<b>TOTAL FUNDING:</b>	<b>\$65,000</b>	<b>\$5,890,000</b>	<b>\$6,435,000</b>	<b>\$3,640,000</b>	<b>\$3,620,000</b>	<b>\$19,650,000</b>

# CITY OF APOPKA CAPITAL IMPROVEMENT PLAN

## 101/STREET IMPROVEMENT FUND

	FY21/22	FY22/23	FY23/24	FY24/25	FY25/26	TOTAL
Paving & Resurfacing	1,800,000	800,000	800,000	800,000	800,000	\$5,000,000
Equipment		50,000	50,000	50,000	50,000	200,000
F-150 CNG Truck Replace #19-1066 1998				40,000		40,000
Programmable Variable Message Board		25,000				25,000
Brick Streets Refurbishing	50,000	50,000	50,000	50,000	50,000	250,000
F-350 Truck (3412 Streets) Replace #20-0728 2000		35,000				35,000
F-250 CNG Truck (Ext. Cab w/Rack)			42,000			42,000
Smooth Drum Roller		45,000				45,000
Asphalt Heater	35,000					35,000
F-550 CC w/Boom			65,000			65,000
Buildings		300,000				300,000
Asset & Pavement Management Systems					50,000	50,000
Asphalt Distributor	35,000					35,000
Concrete/Asphalt Saw	7,500					7,500
Trailer	7,500					7,500
International dump truck		50,000		50,000		100,000
<b>TOTAL STREET IMPROVEMENT FUND</b>	<b>\$1,935,000</b>	<b>\$1,355,000</b>	<b>\$1,007,000</b>	<b>\$990,000</b>	<b>\$950,000</b>	<b>6,237,000</b>

### PROJECT COSTS:

Land						
Buildings		300,000				300,000
Improvements other than buildings	250,000	850,000	850,000	850,000	850,000	3,650,000
Equipment and machinery	\$1,685,000	205,000	157,000	140,000	100,000	2,287,000
<b>TOTAL COSTS:</b>	<b>\$1,935,000</b>	<b>\$1,355,000</b>	<b>\$1,007,000</b>	<b>\$990,000</b>	<b>\$950,000</b>	<b>6,237,000</b>

### SOURCE OF FUNDS:

001 General Funds						
101 Street Improvement Funds	1,935,000	1,055,000	1,007,000	990,000	950,000	5,937,000
102 Transportation Impact Fees						
104 Recreation Impact Fees						
120 Stormwater Fees						
401 Water/Sewer/Reclaim Operations						
402 Sanitation						
403 Water/Sewer/Reclaim Impact Fees						
403 Grant Funding	1,000,000					
Amount Unfunded		300,000				300,000
<b>TOTAL FUNDING:</b>	<b>\$2,935,000</b>	<b>\$1,355,000</b>	<b>\$1,007,000</b>	<b>\$990,000</b>	<b>\$950,000</b>	<b>\$6,237,000</b>

**CITY OF APOPKA  
CAPITAL IMPROVEMENT PLAN**

**102/TRAFFIC IMPACT FUND**

	<b>FY21/22</b>	<b>FY22/23</b>	<b>FY23/24</b>	<b>FY24/25</b>	<b>FY25/26</b>	<b>TOTAL</b>
Harmon Road Extension - Ocoee-Apopka Road to Existing Harmon Road - New 2 - Lane Road Construction, Signal Installation and CEI	4,000,000					<b>\$4,000,000</b>
West Kelly Park Road and Jason Dwelley Road New Signal Construction and CEI	750,000					<b>750,000</b>
US 441 and Errol Parkway Signal Improvements Construction and CEI	650,000					<b>650,000</b>
US 441 and Bradshaw Road Signal Improvements Construction and CEI	650,000					<b>650,000</b>
Vick Road and Lester Road New Signal Construction and CEI	800,000					<b>800,000</b>
Sandpiper Road Realignment Design	60,000					<b>60,000</b>
Sandpiper Road at Park Avenue New Signal Design	80,000					<b>80,000</b>
West Kelly Park Road - Widen to 4 Lanes Golden Gem Road Road to Jason Dwelley Road Design		1,500,000				<b>1,500,000</b>
Ocoee Apopka Road Improvements Partnership Project		5,000,000	5,000,000	5,000,000	5,000,000	<b>20,000,000</b>
Sandpiper Road Realignment Construction, Signal installation, abd CEI		1,100,000				<b>1,100,000</b>
Vick Road - Widen to 4 Lanes Old Dixie Highway to Martin Street Design		500,000				<b>500,000</b>
Vick Road - Widen to 4 Lanes Welch Road to Lester Road Design		500,000				<b>500,000</b>
Vick Road - Widen to 4 Lanes Martin Street to Sun Bluff Lane			500,000			<b>500,000</b>
Vick Road - Widen to 4 Lanes Sun Bluff Lane to Welch Road			500,000			<b>500,000</b>
West Kelly Park Road - Widen to 4 Lanes Plymouth Sorrento Road to Jason Dwelley Road Construction					10,000,000	<b>10,000,000</b>
West Kelly Park Road - Widen to 4 Lanes Golden Gem Road to Plymouth Sorrento Road Construction					10,000,000	<b>10,000,000</b>
Rock Springs Road at Welch Road Intersection Improvements				2,000,000		<b>2,000,000</b>
New Sidewalk Program	200,000	50,000	50,000	50,000	50,000	<b>400,000</b>
<b>TOTAL TRAFFIC IMPACT FUND</b>	<b>\$7,190,000</b>	<b>\$8,650,000</b>	<b>\$6,050,000</b>	<b>\$7,050,000</b>	<b>\$25,050,000</b>	<b>\$53,990,000</b>

**PROJECT COSTS:**

Land						
Buildings						
Improvements other than buildings	7,190,000	8,650,000	6,050,000	7,050,000	25,050,000	<b>53,990,000</b>
Equipment and machinery						
<b>TOTAL COSTS:</b>	<b>\$7,190,000</b>	<b>\$8,650,000</b>	<b>\$6,050,000</b>	<b>\$7,050,000</b>	<b>\$25,050,000</b>	<b>53,990,000</b>

**SOURCE OF FUNDS:**

001 General Funds						
101 Street Improvement Funds						
102 Transportation Impact Fees	7,190,000	3,650,000	1,050,000	2,050,000	50,000	<b>13,990,000</b>
104 Recreation Impact Fees						
120 Stormwater Fees						
401 Water/Sewer/Reclaim Operations						
402 Sanitation						
403 Water/Sewer/Reclaim Impact Fees						
403 Grant Funding						
Amount Unfunded		5,000,000	5,000,000	5,000,000	25,000,000	<b>40,000,000</b>
<b>TOTAL FUNDING:</b>	<b>\$7,190,000</b>	<b>\$8,650,000</b>	<b>\$6,050,000</b>	<b>\$7,050,000</b>	<b>\$25,050,000</b>	<b>\$53,990,000</b>

# CITY OF AOPKA CAPITAL IMPROVEMENT PLAN

## 104/RECREATION IMPACT FUND

	<b>FY21/22</b>	<b>FY22/23</b>	<b>FY23/24</b>	<b>FY24/25</b>	<b>FY25/26</b>	<b>TOTAL</b>
South Road to Jason Dwelley	500,000					<b>\$500,000</b>
Lent Road - West Entrance		500,000	500,000			<b>1,000,000</b>
Additional NW Restrooms			250,000	250,000		<b>500,000</b>
Parking Improvements			500,000	800,000	500,000	<b>1,800,000</b>
NW Complex Interior Roadway				500,000	500,000	<b>1,000,000</b>

<b>TOTAL RECREATION IMPACT</b>	<b>\$500,000</b>	<b>\$500,000</b>	<b>\$1,250,000</b>	<b>\$1,550,000</b>	<b>\$1,000,000</b>	<b>4,800,000</b>
--------------------------------	------------------	------------------	--------------------	--------------------	--------------------	------------------

### PROJECT COSTS:

Land						
Buildings						
Improvements other than buildings	500,000	500,000	1,250,000	1,550,000	1,000,000	<b>4,800,000</b>
Equipment and machinery						

<b>TOTAL COSTS:</b>	<b>\$500,000</b>	<b>\$500,000</b>	<b>\$1,250,000</b>	<b>\$1,550,000</b>	<b>\$1,000,000</b>	<b>4,800,000</b>
---------------------	------------------	------------------	--------------------	--------------------	--------------------	------------------

### SOURCE OF FUNDS:

001 General Funds						
101 Street Improvement Funds						
102 Transportation Impact Fees						
104 Recreation Impact Fees	500,000	500,000	500,000	500,000	500,000	<b>2,500,000</b>
120 Stormwater Fees						
401 Water/Sewer/Reclaim Operations						
402 Sanitation						
403 Water/Sewer/Reclaim Impact Fees						
403 Grant Funding						
Amount Unfunded			750,000	1,050,000	500,000	<b>2,300,000</b>

<b>TOTAL FUNDING:</b>	<b>\$500,000</b>	<b>\$500,000</b>	<b>\$1,250,000</b>	<b>\$1,550,000</b>	<b>\$1,000,000</b>	<b>\$4,800,000</b>
-----------------------	------------------	------------------	--------------------	--------------------	--------------------	--------------------

## CITY OF AOPKA CAPITAL IMPROVEMENT PLAN

### 110/FIRE IMPACT FUND

	<b>FY21/22</b>	<b>FY22/23</b>	<b>FY23/24</b>	<b>FY24/25</b>	<b>FY25/26</b>	<b>TOTAL</b>
Fire Station No. 6	2,028,000					<b>\$2,028,000</b>
Ambulance for Station No. 6		352,920				<b>352,920</b>
Fire Station No. 7				2,310,000		<b>2,310,000</b>
Ambulance for Station No. 7					472,830	<b>472,830</b>
Fire Engine Station No. 7			715,420			<b>715,420</b>
Tower Truck for Station No. 5			1,273,390			<b>1,273,390</b>

<b>TOTAL FIRE IMPACT FUND</b>	<b>\$2,028,000</b>	<b>\$352,920</b>	<b>\$1,988,810</b>	<b>\$2,310,000</b>	<b>\$472,830</b>	<b>7,152,560</b>
-------------------------------	--------------------	------------------	--------------------	--------------------	------------------	------------------

### PROJECT COSTS:

Land						
Buildings	2,028,000			2,310,000		<b>4,338,000</b>
Improvements other than buildings						
Equipment and machinery		352,920	1,988,810		472,830	<b>2,814,560</b>

<b>TOTAL COSTS:</b>	<b>\$2,028,000</b>	<b>\$352,920</b>	<b>\$1,988,810</b>	<b>\$2,310,000</b>	<b>\$472,830</b>	<b>7,152,560</b>
---------------------	--------------------	------------------	--------------------	--------------------	------------------	------------------

### SOURCE OF FUNDS:

001 General Funds						
101 Street Improvement Funds						
102 Transportation Impact Fees						
104 Recreation Impact Fees						
110 Fire Impact Fees	1,014,000	352,920	715,420		472,830	<b>2,555,170</b>
120 Stormwater Fees						
401 Water/Sewer/Reclaim Operations						
402 Sanitation						
403 Water/Sewer/Reclaim Impact Fees						
403 Grant Funding	1,014,000					<b>1,014,000</b>
Amount Unfunded			1,273,390	2,310,000		<b>3,583,390</b>

<b>TOTAL FUNDING:</b>	<b>\$2,028,000</b>	<b>\$352,920</b>	<b>\$1,988,810</b>	<b>\$2,310,000</b>	<b>\$472,830</b>	<b>\$7,152,560</b>
-----------------------	--------------------	------------------	--------------------	--------------------	------------------	--------------------

# CITY OF AOPKA CAPITAL IMPROVEMENT PLAN

## 120/STORMWATER FUND

	<b>FY21/22</b>	<b>FY22/23</b>	<b>FY23/24</b>	<b>FY24/25</b>	<b>FY25/26</b>	<b>TOTAL</b>
Drainage Upgrading - City Wide	150,000	150,000	150,000	150,000	150,000	<b>\$750,000</b>
Pipe Lining	100,000	100,000	500,000	500,000	500,000	<b>1,700,000</b>
10' x 16' Sided Trailer	5,000					<b>5,000</b>
Tractor with boom arm	100,000					<b>100,000</b>
Computer, tables, laptop, and GPS Equipment		5,800				<b>5,800</b>
F250 - Maintenance Crew		48,000				<b>48,000</b>
2 @ F150s for MS4 inspectors		60,000				<b>60,000</b>
Dream Lake Nutrient Removal NSBBs		250,000	250,000			<b>500,000</b>
TBD Location NSBBs				250,000	250,000	<b>500,000</b>
Lake Hammer Pump Station		250,000				<b>250,000</b>
Stormwater Master Plan		100,000				<b>100,000</b>
Stormwater Design and Permitting		150,000	150,000	150,000	150,000	<b>600,000</b>
Swale and Ditch Renewal Program			100,000	100,000		<b>200,000</b>
Tanglewilde Drainage Improvement	100,000					<b>100,000</b>
Border Lake Flood Mitigation		300,000				<b>300,000</b>
Lake Page Drainwell Replacement		300,000				<b>300,000</b>
Lake Pleasant Drainwell Replacement		300,000				<b>300,000</b>
Fran Carlton Center Parking Lot Repair	40,000					<b>40,000</b>

## TOTAL STORMWATER FUND

<b>\$495,000</b>	<b>\$2,013,800</b>	<b>\$1,150,000</b>	<b>\$1,150,000</b>	<b>\$1,050,000</b>	<b>5,858,800</b>
------------------	--------------------	--------------------	--------------------	--------------------	------------------

## PROJECT COSTS:

Land						
Buildings						
Improvements other than buildings	390,000	1,900,000	1,150,000	1,150,000	1,050,000	<b>5,640,000</b>
Equipment and machinery	105,000	113,800				<b>218,800</b>

## TOTAL COSTS:

<b>\$495,000</b>	<b>\$2,013,800</b>	<b>\$1,150,000</b>	<b>\$1,150,000</b>	<b>\$1,050,000</b>	<b>5,858,800</b>
------------------	--------------------	--------------------	--------------------	--------------------	------------------

## SOURCE OF FUNDS:

001 General Funds						
101 Street Improvement Funds						
102 Transportation Impact Fees						
104 Recreation Impact Fees						
120 Stormwater Fees	495,000	350,000	350,000	350,000	350,000	<b>1,895,000</b>
401 Water/Sewer/Reclaim Operations						
402 Sanitation						
403 Water/Sewer/Reclaim Impact Fees						
403 Grant Funding						
Amount Unfunded		1,663,800	800,000	800,000	700,000	<b>3,963,800</b>

## TOTAL FUNDING:

<b>\$495,000</b>	<b>\$2,013,800</b>	<b>\$1,150,000</b>	<b>\$1,150,000</b>	<b>\$1,050,000</b>	<b>\$5,858,800</b>
------------------	--------------------	--------------------	--------------------	--------------------	--------------------

**CITY OF AOPKA  
CAPITAL IMPROVEMENT PLAN**

**401/WATER OPERATING**

	<b>FY21/22</b>	<b>FY22/23</b>	<b>FY23/24</b>	<b>FY24/25</b>	<b>FY25/26</b>	<b>TOTAL</b>
<b>Equipment and Machinery</b>						
F-150 CNG Truck - Replace #18-0975 YR-2004 (3111)	43,000					<b>\$43,000</b>
F-250 Diesel Truck - Replace #18-1048 YR-2005 (3141)	60,000					<b>60,000</b>
Water Trailer (3141)	15,000					<b>15,000</b>
<b>Water Treatment Plants Expansions/Upgrades</b>						
Misc. WTP - Distribution Flow Meters Replacement (3111)	50,000	50,000				<b>100,000</b>
Grossenbacher WTP - Well #1 Replacement (28.5%) (3111)	533,000					<b>533,000</b>
Grossenbacher WTP - GST #2 (1.0-MG) Rehabilitation (3111)	500,000					<b>500,000</b>
Plymouth Regional WTP - Well #3 Replacement (60%) (3111)		660,000	660,000			<b>1,320,000</b>
Plymouth Regional WTP - Misc. Rehabilitation (3111)		200,000				<b>200,000</b>
Mt. Plymouth Lakes WTP - Misc. Rehabilitation (3111)		200,000				<b>200,000</b>
Grossenbacher WTP - 5.5 (MGD) WTP Reconst. (50%)			500,000	5,500,000	5,500,000	<b>11,500,000</b>
PWS Utility Master Plan Update YR-2025 (3410)				150,000		<b>150,000</b>
<b>Water Main Extensions</b>						
Misc. PWS Pipelines Connections & Repairs (3141)	100,000	100,000	100,000	100,000	100,000	<b>500,000</b>
PWS Pipelines Rehabilitation & Replacement Program (3141)	500,000	500,000	500,000	500,000	500,000	<b>2,500,000</b>

<b>TOTAL WATER OPERATING FUND</b>	<b>\$ 1,801,000</b>	<b>\$ 1,710,000</b>	<b>\$ 1,760,000</b>	<b>\$ 6,250,000</b>	<b>\$ 6,100,000</b>	<b>17,621,000</b>
-----------------------------------	---------------------	---------------------	---------------------	---------------------	---------------------	-------------------

**PROJECT COSTS:**

Land						
Buildings						
Improvements other than buildings	100,000	100,000	100,000	100,000	100,000	<b>500,000</b>
Equipment and machinery	1,701,000	1,610,000	1,660,000	6,150,000	6,000,000	<b>17,121,000</b>

**TOTAL COSTS:**

	<b>\$1,801,000</b>	<b>\$1,710,000</b>	<b>\$1,760,000</b>	<b>\$6,250,000</b>	<b>\$6,100,000</b>	<b>17,621,000</b>
--	--------------------	--------------------	--------------------	--------------------	--------------------	-------------------

**SOURCE OF FUNDS:**

001 General Funds						
101 Street Improvement Funds						
102 Transportation Impact Fees						
104 Recreation Impact Fees						
120 Stormwater Fees						
401 Water/Sewer/Reclaim Operations	1,801,000	1,710,000	1,760,000	750,000	600,000	<b>6,621,000</b>
402 Sanitation						
403 Water/Sewer/Reclaim Impact Fees						
403 Grant Funding						
Amount Unfunded				5,500,000	5,500,000	<b>11,000,000</b>
<b>TOTAL FUNDING:</b>	<b>\$1,801,000</b>	<b>\$1,710,000</b>	<b>\$1,760,000</b>	<b>\$6,250,000</b>	<b>\$6,100,000</b>	<b>\$17,621,000</b>

# CITY OF APOPKA CAPITAL IMPROVEMENT PLAN

## 401/SEWER OPERATING

	FY21/22	FY22/23	FY23/24	FY24/25	FY25/26	TOTAL
<b>Equipment and Machinery</b>						
Granite NET Video Inspection Storage Hardware	10,000					<b>\$10,000</b>
Lift Station Pumps Replacement - (2) 10 HP (3171)	20,000					<b>20,000</b>
Lift Station Pumps Replacement - (2) 45 HP (3171)	136,000					<b>136,000</b>
Mobile Emergency Generator - 100 KW (3171)	130,000					<b>130,000</b>
Sewer Inspection Camera Upgrade - See Snake	9,000					<b>9,000</b>
F-150 CNG Truck - New (3191)	43,000					<b>43,000</b>
Thermal Imaging Inspection Camera - New (3191)	15,000					<b>15,000</b>
SCADA RTU Cabinets Replacement (3191)	59,000					<b>59,000</b>
<b>Wastewater Facilities Expansions/Upgrades</b>						
Lift Station Rehabilitation and Replacement Program	500,000	500,000	500,000	500,000	500,000	<b>2,500,000</b>
Wastewater System Dynamic Hydraulic Model	20,000	20,000	20,000	20,000	20,000	<b>100,000</b>
WWS Utility Master Plan Update YR-2025 (3410)				150,000		<b>150,000</b>
Apopka WRF - Sludge Thermal Drying System					300,000	<b>300,000</b>
<b>Sewer Force Main Extensions</b>						
Misc. WWS Pipelines Connections & Repairs	100,000	100,000	100,000	100,000	100,000	<b>500,000</b>
WWS Pipelines Rehabilitation & Replacement	200,000	200,000	200,000	200,000	200,000	<b>1,000,000</b>
Vick Rd. (W. Ponkan Rd. - LS No.73) 18-in (3171)	370,000					<b>370,000</b>
S. Forest Ave. (LS No.17 - Apopka WRF) 20-in		1,970,000				<b>1,970,000</b>
<b>TOTAL SEWER OPERATING FUND</b>	<b>\$1,612,000</b>	<b>\$2,790,000</b>	<b>\$820,000</b>	<b>\$970,000</b>	<b>\$1,120,000</b>	<b>7,312,000</b>
<b>PROJECT COSTS:</b>						
Land						
Buildings						
Improvements other than buildings	100,000	100,000	100,000	100,000	100,000	<b>500,000</b>
Equipment and machinery	1,512,000	2,690,000	720,000	870,000	1,020,000	<b>6,812,000</b>
<b>TOTAL COSTS:</b>	<b>\$1,612,000</b>	<b>\$2,790,000</b>	<b>\$820,000</b>	<b>\$970,000</b>	<b>\$1,120,000</b>	<b>7,312,000</b>
<b>SOURCE OF FUNDS:</b>						
001 General Funds						
101 Street Improvement Funds						
102 Transportation Impact Fees						
104 Recreation Impact Fees						
120 Stormwater Fees						
401 Water/Sewer/Reclaim Operations	1,612,000	820,000	820,000	970,000	1,120,000	<b>5,342,000</b>
402 Sanitation						
403 Water/Sewer/Reclaim Impact Fees						
403 Grant Funding						
Amount Unfunded		1,970,000				<b>1,970,000</b>
<b>TOTAL FUNDING:</b>	<b>\$1,612,000</b>	<b>\$2,790,000</b>	<b>\$820,000</b>	<b>\$970,000</b>	<b>\$1,120,000</b>	<b>7,312,000</b>

## CITY OF AOPKA CAPITAL IMPROVEMENT PLAN

### 401/RECLAIM OPERATING

	FY21/22	FY22/23	FY23/24	FY24/25	FY25/26	TOTAL
<b>Equipment and Machinery</b>						
Misc. GST Exterior Coating and Painting (3121)	50,000					<b>\$50,000</b>
Northwest RWTP - Generator Fuel Tank	46,000					<b>46,000</b>
<b>Reclaim Water Facilities Expansions and</b>						
Municipal Reclaim Water System Mass Balance		100,000				<b>100,000</b>
RWS Utility Master Plan Update YR-2025 (3410)				150,000		<b>150,000</b>
<b>Reclaim Water Main Extensions</b>						
Misc. RWS Pipelines Connections & Repairs (3171)	100,000	100,000	100,000	100,000	100,000	<b>500,000</b>
RWS Pipelines Rehabilitation & Replacement	100,000	100,000	100,000	100,000	100,000	<b>500,000</b>

<b>TOTAL RECLAIM OPERATING FUND</b>	<b>\$296,000</b>	<b>\$300,000</b>	<b>\$200,000</b>	<b>\$350,000</b>	<b>\$200,000</b>	<b>1,346,000</b>
-------------------------------------	------------------	------------------	------------------	------------------	------------------	------------------

#### PROJECT COSTS:

Land						
Buildings						
Improvements other than buildings	100,000	100,000	100,000	100,000	100,000	<b>500,000</b>
Equipment and machinery	196,000	200,000	100,000	250,000	100,000	<b>846,000</b>

<b>TOTAL COSTS:</b>	<b>\$296,000</b>	<b>\$300,000</b>	<b>\$200,000</b>	<b>\$350,000</b>	<b>\$200,000</b>	<b>1,346,000</b>
---------------------	------------------	------------------	------------------	------------------	------------------	------------------

#### SOURCE OF FUNDS:

001 General Funds						
101 Street Improvement Funds						
102 Transportation Impact Fees						
104 Recreation Impact Fees						
120 Stormwater Fees						
401 Water/Sewer/Reclaim Operations	296,000	300,000	200,000	350,000	200,000	<b>1,346,000</b>
402 Sanitation						
403 Water/Sewer/Reclaim Impact Fees						
403 Grant Funding						
Amount Unfunded						

<b>TOTAL FUNDING:</b>	<b>\$296,000</b>	<b>\$300,000</b>	<b>\$200,000</b>	<b>\$350,000</b>	<b>\$200,000</b>	<b>\$1,346,000</b>
-----------------------	------------------	------------------	------------------	------------------	------------------	--------------------

# CITY OF AOPKA CAPITAL IMPROVEMENT PLAN

## 402/SANITATION

	FY21/22	FY22/23	FY23/24	FY24/25	FY25/26	TOTAL
Claw Truck (replace # 20-1019) 2004, CNG		300,000				<b>\$300,000</b>
Front Loader (replace # 22-1480) 2012			330,000			<b>330,000</b>
Additional Front loader (for growth)				330,000		<b>330,000</b>
Rear loader (replace # 1069) 2006		310,000				<b>310,000</b>
Additional Rear loader (for growth)				310,000		<b>310,000</b>
Side Loader (replace #1144) 2007	403,000					<b>403,000</b>
Side Loader (replace #1145) 2007		380,000				<b>380,000</b>
Side Loader (replace #1556) 2014			380,000			<b>380,000</b>
Side Loader (replace #1839) 2016					380,000	<b>380,000</b>
Side Loader (replace #1840) 2016					380,000	<b>380,000</b>
Additional Side Loader (for growth )				380,000		<b>380,000</b>
Dumpster Delivery Truck (replace #0758)		100,000				<b>100,000</b>
Cart Delivery Truck (replace #1454) 2012			35,000			<b>35,000</b>
Truck Wash Bay		150,000				<b>150,000</b>
Parking Expansion		50,000				<b>50,000</b>

## TOTAL SANITATION

<b>\$403,000</b>	<b>\$1,290,000</b>	<b>\$745,000</b>	<b>\$1,020,000</b>	<b>\$760,000</b>	<b>4,218,000</b>
------------------	--------------------	------------------	--------------------	------------------	------------------

## PROJECT COSTS:

Land						
Buildings						
Improvements other than buildings		200,000				<b>200,000</b>
Equipment and machinery	403,000	1,090,000	745,000	1,020,000	760,000	<b>4,018,000</b>

## TOTAL COSTS:

<b>\$403,000</b>	<b>\$1,290,000</b>	<b>\$745,000</b>	<b>\$1,020,000</b>	<b>\$760,000</b>	<b>4,218,000</b>
------------------	--------------------	------------------	--------------------	------------------	------------------

## SOURCE OF FUNDS:

001 General Funds						
101 Street Improvement Funds						
102 Transportation Impact Fees						
104 Recreation Impact Fees						
120 Stormwater Fees						
401 Water/Sewer/Reclaim Operations						
402 Sanitation	403,000	1,290,000	745,000	1,020,000	760,000	<b>4,218,000</b>
403 Water/Sewer/Reclaim Impact Fees						
403 Grant Funding						
Amount Unfunded						

## TOTAL FUNDING:

<b>\$403,000</b>	<b>\$1,290,000</b>	<b>\$745,000</b>	<b>\$1,020,000</b>	<b>\$760,000</b>	<b>\$4,218,000</b>
------------------	--------------------	------------------	--------------------	------------------	--------------------

## CITY OF AOPKA CAPITAL IMPROVEMENT PLAN

### 403/WATER IMPACT FUND

	FY21/22	FY22/23	FY23/24	FY24/25	FY25/26	TOTAL
<b>Water Treatment Plants Expansions and Upgrades:</b>						
Grossenbacher WTP - Well #1 Replacement (71.5%)	1,337,000					\$1,337,000
Northwest WTP - 1.0 (MG) GST Addition		1,500,000				1,500,000
Northwest WTP - High Service Pump Addition		1,000,000				1,000,000
Plymouth Regional WTP - Well #3 Replacement (40%)		440,000	440,000			880,000
Southwest WTP - 5.0 (MGD) WTP New Construction		1,000,000	12,000,000	12,000,000		25,000,000
Grossenbacher WTP - 5.5 (MGD) WTP Reconstruction (50%)			500,000	5,500,000	5,500,000	11,500,000
<b>Water Main Extensions:</b>						
PWS New Pipelines Upsizing Agreements	200,000	20,000	200,000	20,000	200,000	640,000
Golden Gem Rd. (W. Ponkan Rd. - W. Kelly Park Rd.) 16-in	1,590,000					1,590,000
W. Kelly Park Rd. (Golden Gem Rd. - Round Lake Rd.) 16-in	810,000					810,000
Effie Dr. (W. Kelly Park Rd. - Ondich Rd.) 16-in	790,000					790,000
Round Lake Rd. (Sadler Rd. - Ondich Rd.) 16-in		1,120,000				1,120,000
Sadler Rd. (U.S. 441 - Round Lake Rd.) 16-in		1,270,000				1,270,000
Ondich Rd. (Effie Dr. - Round Lake Rd.) 16-in			970,000			970,000
Plymouth-Sorrento Rd. (W. Lester Rd. - W. Ponkan Rd.) 12-in			580,000			580,000
W. Ponkan Rd. (Golden Gem Rd. - U.S. Hwy. 441) 16-in				1,230,000		1,230,000
Sadler Rd. (U.S. Hwy. 441 - Ola Beach Dr.) 12-in				220,000		220,000
Round Lake Rd. (Sadler Rd. - W. Ponkan Rd.) 16-in					1,210,000	1,210,000
Cemetery Rd. (Sadler Rd. - Bargrove) 8-in					250,000	250,000
<b>TOTAL WATER IMPACT FUND</b>	<b>\$ 4,727,000</b>	<b>\$ 6,350,000</b>	<b>\$ 14,690,000</b>	<b>\$ 18,970,000</b>	<b>\$ 7,160,000</b>	<b>51,897,000</b>
<b>PROJECT COSTS:</b>						
Land						
Buildings						
Improvements other than buildings	4,727,000	6,350,000	14,690,000	18,970,000	7,160,000	51,897,000
Equipment and machinery						
<b>TOTAL COSTS:</b>	<b>4,727,000</b>	<b>6,350,000</b>	<b>14,690,000</b>	<b>18,970,000</b>	<b>7,160,000</b>	<b>51,897,000</b>
<b>SOURCE OF FUNDS:</b>						
001 General Funds						
101 Street Improvement Funds						
102 Transportation Impact Fees						
104 Recreation Impact Fees						
120 Stormwater Fees						
401 Water/Sewer/Reclaim Operations						
402 Sanitation						
403 Water/Sewer/Reclaim Impact Fees	4,727,000	6,350,000	2,690,000	1,470,000	1,660,000	16,897,000
403 Grant Funding						
Amount Unfunded			12,000,000	17,500,000	5,500,000	35,000,000
<b>TOTAL FUNDING:</b>	<b>4,727,000</b>	<b>6,350,000</b>	<b>14,690,000</b>	<b>18,970,000</b>	<b>7,160,000</b>	<b>\$51,897,000</b>

# CITY OF AOPKA CAPITAL IMPROVEMENT PLAN

## 403/SEWER IMPACT FUND

	FY21/22	FY22/23	FY23/24	FY24/25	FY25/26	TOTAL
<b>Wastewater Facilities Expansions and Upgrades:</b>						
Apopka WRF - Sodium Hypochlorite Storage Tank &					80,000	<b>80,000</b>
<b>Sewer Force Main Extensions:</b>						
WWS New Pipelines Upsizing Agreements	200,000	200,000	200,000	200,000	200,000	<b>1,000,000</b>
W. Kelly Park Rd. (Jason Dwelley Pkwy. - Ply-Sor Rd.) 12-in	430,000					<b>430,000</b>
Golden Gem Rd. (Kelly Park Rd. - Parkview Preserve) 12-in	730,000					<b>730,000</b>
Sadler Rd. (U.S. Hwy. 441 - Ola Beach Dr.) 8-in	150,000					<b>150,000</b>
W. Ponkan Rd. (Ponkan Pines Rd. - Ply-Sor Rd.) 12-in		280,000				<b>280,000</b>
Plymouth-Sorrento Rd. (W. Ponkan Rd. - Appy Ln.) 12-in		620,000				<b>620,000</b>
W. Cleveland St. (Marden Rd. - Marvin Zanders Ave.) 24-in		1,260,000				<b>1,260,000</b>
Plymouth-Sorrento Rd. (Appy Ln. - W. Kelly Park Rd.) 12-in			600,000			<b>600,000</b>
Boy Scout Rd. (Ocoee-Apopka Rd. - Binion Rd.) 24-in			1,680,000			<b>1,680,000</b>
Binion Rd. (Boy Scout Rd. - Lust Rd.) 24-in			710,000			<b>710,000</b>
Binion Rd. (Lust Rd. - Boy Scout Blvd.) 24-in				1,990,000		<b>1,990,000</b>
W. Orange Ave. (Boy Scout Blvd. - LS No.50) 24-in				710,000		<b>710,000</b>
W. Orange Ave. (LS No.50 - U.S. Hwy. 441) 24-in					390,000	<b>390,000</b>

## TOTAL SEWER IMPACT FUND

<b>\$1,510,000</b>	<b>\$2,360,000</b>	<b>\$3,190,000</b>	<b>\$2,900,000</b>	<b>\$670,000</b>	<b>10,630,000</b>
--------------------	--------------------	--------------------	--------------------	------------------	-------------------

## PROJECT COSTS:

Land						
Buildings						
Improvements other than buildings	1,510,000	2,360,000	3,190,000	2,900,000	670,000	<b>10,630,000</b>
Equipment and machinery						

## TOTAL COSTS:

<b>1,510,000</b>	<b>2,360,000</b>	<b>3,190,000</b>	<b>2,900,000</b>	<b>670,000</b>	<b>10,630,000</b>
------------------	------------------	------------------	------------------	----------------	-------------------

## SOURCE OF FUNDS:

001 General Funds						
101 Street Improvement Funds						
102 Transportation Impact Fees						
104 Recreation Impact Fees						
120 Stormwater Fees						
401 Water/Sewer/Reclaim Operations						
402 Sanitation						
403 Water/Sewer/Reclaim Impact Fees	1,510,000	2,360,000	3,190,000	2,900,000	670,000	<b>10,630,000</b>
403 Grant Funding						
Amount Unfunded (financing needed)						

## TOTAL FUNDING:

<b>1,510,000</b>	<b>2,360,000</b>	<b>3,190,000</b>	<b>2,900,000</b>	<b>670,000</b>	<b>\$10,630,000</b>
------------------	------------------	------------------	------------------	----------------	---------------------

# CITY OF AOPKA CAPITAL IMPROVEMENT PLAN

## 403/RECLAIM IMPACT FUND

	FY21/22	FY22/23	FY23/24	FY24/25	FY25/26	TOTAL
<b>Reclaim Water Facilities Expansions and Upgrades:</b>						
Golden Gem RWTP - 13.8 (MGD) RWTP New	3,500,000					\$3,500,000
Golden Gem RWTP - Filtration System		500,000				500,000
Apopka WRF - 300 (MG) Reservoir & RWTP Upgrades		2,000,000	2,000,000			4,000,000
Northwest RWTP West Reservoir Intake/Transfer Pump		200,000	1,500,000			1,700,000
<b>Reclaim Water Main Extensions:</b>						
RWS New Pipelines Upsizing Agreements	200,000	500,000	500,000	500,000	500,000	2,200,000
Plymouth-Sorrento Rd. (W. Lester Rd. - W. Ponkan Rd.)	1,390,000					1,390,000
W. Kelly Park Rd. (Golden Gem Rd. - Round Lake Rd.)	810,000					810,000
Effie Dr. (W. Kelly Park Rd. - Ondich Rd.) 16-in	810,000					810,000
Rogers Rd. (Parkside Meadow Dr. - W. Ponkan Rd.) 30-in		980,000				980,000
W. Ponkan Rd. (Golden Gem Rd. - U.S. Hwy. 441) 12-in		910,000				910,000
W. Lester Rd. (Devon Oak Pkwy. - Schopke-Lester Rd.)		240,000				240,000
U.S. Hwy. 441 (W. Ponkan Rd. - Willow St.) 12-in			560,000			560,000
U.S. Hwy. 441 (Willow St. - Sadler Rd.) 12-in			540,000			540,000
U.S. Hwy. 441 (Sadler Rd. - Oneida Dr.) 12-in			220,000			220,000
Round Lake Rd. (W. Kelly Park Rd. - Sadler Rd.) 16-in				400,000		400,000
Round Lake Rd. (Sadler Rd. - W. Ponkan Rd.) 12-in				910,000		910,000
Sadler Rd. (Round Lake Rd. - U.S. Hwy. 441) 12-in				940,000		940,000
Cemetery Rd. (Sadler Rd. - Bargrove) 12-in					380,000	380,000
King St. (W. Orange Ave. - Peterson Rd.) 12-in					150,000	150,000
Peterson Rd. (King St. - Grand Avian Pkwy.) 12-in					100,000	100,000

### TOTAL RECLAIM IMPACT FUND

<b>\$6,710,000</b>	<b>\$5,330,000</b>	<b>\$5,320,000</b>	<b>\$2,750,000</b>	<b>\$1,130,000</b>	<b>21,240,000</b>
--------------------	--------------------	--------------------	--------------------	--------------------	-------------------

### PROJECT COSTS:

Land						
Buildings						
Improvements other than buildings	6,710,000	5,330,000	5,320,000	2,750,000	1,130,000	21,240,000
Equipment and machinery						

### TOTAL COSTS:

<b>6,710,000</b>	<b>5,330,000</b>	<b>5,320,000</b>	<b>2,750,000</b>	<b>1,130,000</b>	<b>21,240,000</b>
------------------	------------------	------------------	------------------	------------------	-------------------

### SOURCE OF FUNDS:

001 General Funds						
101 Street Improvement Funds						
102 Transportation Impact Fees						
104 Recreation Impact Fees						
120 Stormwater Fees						
401 Water/Sewer/Reclaim Operations						
402 Sanitation						
403 Water/Sewer/Reclaim Impact Fees	4,710,000	5,330,000	5,320,000	2,750,000	1,130,000	19,240,000
403 Grant Funding	2,000,000					2,000,000
Amount Unfunded (financing needed)						

### TOTAL FUNDING:

<b>6,710,000</b>	<b>5,330,000</b>	<b>5,320,000</b>	<b>2,750,000</b>	<b>1,130,000</b>	<b>\$21,240,000</b>
------------------	------------------	------------------	------------------	------------------	---------------------

# **PAY AND CLASSIFICATION PLAN**

**CITY OF AOPKA  
PAY CLASSIFICATIONS**

CLASSIFICATION TITLE - GENERAL	GRADE	MIN	MID	MAX
Accounting Clerk	4G	\$ 28,208.15	\$ 35,260.19	\$ 45,838.24
Caretaker I	4G	\$ 28,208.15	\$ 35,260.19	\$ 45,838.24
Facility Maintenance Worker I	4G	\$ 28,208.15	\$ 35,260.19	\$ 45,838.24
Maintenance Worker I	4G	\$ 28,208.15	\$ 35,260.19	\$ 45,838.24
Receptionist	4G	\$ 28,208.15	\$ 35,260.19	\$ 45,838.24
Accounts Payable Specialist	5G	\$ 31,028.96	\$ 38,786.21	\$ 50,422.07
Administrative Support Clerk	5G	\$ 31,028.96	\$ 38,786.21	\$ 50,422.07
Caretaker II	5G	\$ 31,028.96	\$ 38,786.21	\$ 50,422.07
Cashier/Customer Service Clerk	5G	\$ 31,028.96	\$ 38,786.21	\$ 50,422.07
Cemetery Specialist	5G	\$ 31,028.96	\$ 38,786.21	\$ 50,422.07
Facility Maintenance Worker II	5G	\$ 31,028.96	\$ 38,786.21	\$ 50,422.07
Maintenance Worker II	5G	\$ 31,028.96	\$ 38,786.21	\$ 50,422.07
Meter Service Worker I	5G	\$ 31,028.96	\$ 38,786.21	\$ 50,422.07
Permit Clerk	5G	\$ 31,028.96	\$ 38,786.21	\$ 50,422.07
Records Clerk	5G	\$ 31,028.96	\$ 38,786.21	\$ 50,422.07
Recreation Leader I	5G	\$ 31,028.96	\$ 38,786.21	\$ 50,422.07
Secretary I	5G	\$ 31,028.96	\$ 38,786.21	\$ 50,422.07
Solid Waste Specialist	5G	\$ 31,028.96	\$ 38,786.21	\$ 50,422.07
Traffic Infraction Enforcement Officer	5G	\$ 31,028.96	\$ 38,786.21	\$ 50,422.07
Utility Service Worker I	5G	\$ 31,028.96	\$ 38,786.21	\$ 50,422.07
Assistant Laboratory Technician	6G	\$ 34,131.86	\$ 42,664.83	\$ 55,464.27
Code Enforcement Secretary	6G	\$ 34,131.86	\$ 42,664.83	\$ 55,464.27
Grounds Specialist	6G	\$ 34,131.86	\$ 42,664.83	\$ 55,464.27
Human Resources Specialist I	6G	\$ 34,131.86	\$ 42,664.83	\$ 55,464.27
Irrigation Specialist	6G	\$ 34,131.86	\$ 42,664.83	\$ 55,464.27
Permit Technician	6G	\$ 34,131.86	\$ 42,664.83	\$ 55,464.27
Recreation Leader II	6G	\$ 34,131.86	\$ 42,664.83	\$ 55,464.27
Risk Support Clerk	6G	\$ 34,131.86	\$ 42,664.83	\$ 55,464.27
Secretary II	6G	\$ 34,131.86	\$ 42,664.83	\$ 55,464.27
Utility Service Worker II	6G	\$ 34,131.86	\$ 42,664.83	\$ 55,464.27
Accounting Specialist	7G	\$ 37,545.05	\$ 46,931.31	\$ 61,010.70
Communication Technician	7G	\$ 37,545.05	\$ 46,931.31	\$ 61,010.70
Customer Service Specialist	7G	\$ 37,545.05	\$ 46,931.31	\$ 61,010.70
Equipment Mechanic Trainee	7G	\$ 37,545.05	\$ 46,931.31	\$ 61,010.70
Plant Mechanic	7G	\$ 37,545.05	\$ 46,931.31	\$ 61,010.70
Purchasing & Supply Specialist	7G	\$ 37,545.05	\$ 46,931.31	\$ 61,010.70
Recreation Specialist	7G	\$ 37,545.05	\$ 46,931.31	\$ 61,010.70
Sanitation Equipment Operator	7G	\$ 37,545.05	\$ 46,931.31	\$ 61,010.70
Solid Waste Technician	7G	\$ 37,545.05	\$ 46,931.31	\$ 61,010.70
Sustainability Specialist	7G	\$ 37,545.05	\$ 46,931.31	\$ 61,010.70
Traffic Operations Technician	7G	\$ 37,545.05	\$ 46,931.31	\$ 61,010.70
Water Conservation Aide	7G	\$ 37,545.05	\$ 46,931.31	\$ 61,010.70
Accountant I	8G	\$ 41,299.55	\$ 51,624.44	\$ 67,111.77
Administrative Assistant	8G	\$ 41,299.55	\$ 51,624.44	\$ 67,111.77
Financial Analyst	8G	\$ 41,299.55	\$ 51,624.44	\$ 67,111.77

Construction Inspector	8G	\$ 41,299.55	\$ 51,624.44	\$ 67,111.77
Crime Analyst	8G	\$ 41,299.55	\$ 51,624.44	\$ 67,111.77
Cross Connection Coordinator	8G	\$ 41,299.55	\$ 51,624.44	\$ 67,111.77
Engineering Technician	8G	\$ 41,299.55	\$ 51,624.44	\$ 67,111.77
Environmental Specialist I	8G	\$ 41,299.55	\$ 51,624.44	\$ 67,111.77
Equipment Mechanic	8G	\$ 41,299.55	\$ 51,624.44	\$ 67,111.77
Facility Maintenance Coordinator	8G	\$ 41,299.55	\$ 51,624.44	\$ 67,111.77
Fleet Foreman	8G	\$ 41,299.55	\$ 51,624.44	\$ 67,111.77
Forensic Science Technician	8G	\$ 41,299.55	\$ 51,624.44	\$ 67,111.77
Grounds Foreman	8G	\$ 41,299.55	\$ 51,624.44	\$ 67,111.77
Instrumentation Technician	8G	\$ 41,299.55	\$ 51,624.44	\$ 67,111.77
Lead Communication Technician	8G	\$ 41,299.55	\$ 51,624.44	\$ 67,111.77
Lead Laboratory Technician	8G	\$ 41,299.55	\$ 51,624.44	\$ 67,111.77
Lead Recreation Specialist	8G	\$ 41,299.55	\$ 51,624.44	\$ 67,111.77
Property & Evidence Technician (DEG)	8G	\$ 41,299.55	\$ 51,624.44	\$ 67,111.77
Records Supervisor	8G	\$ 41,299.55	\$ 51,624.44	\$ 67,111.77
Recreation Coordinator	8G	\$ 41,299.55	\$ 51,624.44	\$ 67,111.77
Restoration Foreman	8G	\$ 41,299.55	\$ 51,624.44	\$ 67,111.77
Risk Specialist	8G	\$ 41,299.55	\$ 51,624.44	\$ 67,111.77
Solid Waste Foreman	8G	\$ 41,299.55	\$ 51,624.44	\$ 67,111.77
Water Conservation Specialist	8G	\$ 41,299.55	\$ 51,624.44	\$ 67,111.77
W/W Plant Operator I	8G	\$ 41,299.55	\$ 51,624.44	\$ 67,111.77
Web Content and Social Media Analyst	8G	\$ 41,299.55	\$ 51,624.44	\$ 67,111.77
<hr/>				
Athletic Maintenance Foreman	9G	\$ 45,429.51	\$ 56,786.88	\$ 73,822.95
Code Enforcement Officer	9G	\$ 45,429.51	\$ 56,786.88	\$ 73,822.95
Computer Support Specialist I	9G	\$ 45,429.51	\$ 56,786.88	\$ 73,822.95
Construction Foreman	9G	\$ 45,429.51	\$ 56,786.88	\$ 73,822.95
Deputy City Clerk	9G	\$ 45,429.51	\$ 56,786.88	\$ 73,822.95
Electrician I	9G	\$ 45,429.51	\$ 56,786.88	\$ 73,822.95
Events Coordinator	9G	\$ 45,429.51	\$ 56,786.88	\$ 73,822.95
GIS Technician	9G	\$ 45,429.51	\$ 56,786.88	\$ 73,822.95
Human Resources Specialist II	9G	\$ 45,429.51	\$ 56,786.88	\$ 73,822.95
Office Manager	9G	\$ 45,429.51	\$ 56,786.88	\$ 73,822.95
Sports Tournament Recruitment Specialist	9G	\$ 45,429.51	\$ 56,786.88	\$ 73,822.95
Streets & Stormwater Foreman	9G	\$ 45,429.51	\$ 56,786.88	\$ 73,822.95
Utility Foreman	9G	\$ 45,429.51	\$ 56,786.88	\$ 73,822.95
Sustainability Coordinator	9G	\$ 45,429.51	\$ 56,786.88	\$ 73,822.95
W/W Plant Operator II	9G	\$ 45,429.51	\$ 56,786.88	\$ 73,822.95
<hr/>				
Accountant II	10G	\$ 49,972.46	\$ 62,465.57	\$ 81,205.24
Administrative Assistant to Fire Chief	10G	\$ 49,972.46	\$ 62,465.57	\$ 81,205.24
Administrative Assistant to Police Chief	10G	\$ 49,972.46	\$ 62,465.57	\$ 81,205.24
Assistant to the City Administrator	10G	\$ 49,972.46	\$ 62,465.57	\$ 81,205.24
Athletic Maintenance Supervisor	10G	\$ 49,972.46	\$ 62,465.57	\$ 81,205.24
Business Administrator	10G	\$ 49,972.46	\$ 62,465.57	\$ 81,205.24
Computer Support Specialist II	10G	\$ 49,972.46	\$ 62,465.57	\$ 81,205.24
Electrician II	10G	\$ 49,972.46	\$ 62,465.57	\$ 81,205.24
Environmental Program Manager	10G	\$ 49,972.46	\$ 62,465.57	\$ 81,205.24
Executive Assistant to the Mayor	10G	\$ 49,972.46	\$ 62,465.57	\$ 81,205.24
GIS Analyst	10G	\$ 49,972.46	\$ 62,465.57	\$ 81,205.24
Lead W/W Plant Operator	10G	\$ 49,972.46	\$ 62,465.57	\$ 81,205.24
Maintenance Supervisor	10G	\$ 49,972.46	\$ 62,465.57	\$ 81,205.24
Multiple Code Inspector	10G	\$ 49,972.46	\$ 62,465.57	\$ 81,205.24
Planner I	10G	\$ 49,972.46	\$ 62,465.57	\$ 81,205.24

Program Supervisor of Streets & Grounds	10G	\$ 49,972.46	\$ 62,465.57	\$ 81,205.24
Recreation Supervisor	10G	\$ 49,972.46	\$ 62,465.57	\$ 81,205.24
W/W Plant Operator III	10G	\$ 49,972.46	\$ 62,465.57	\$ 81,205.24
Athletic Programs Manager	11G	\$ 54,969.70	\$ 68,712.13	\$ 89,325.77
Athletics Complex Grounds Manager	11G	\$ 54,969.70	\$ 68,712.13	\$ 89,325.77
Civil Designer	11G	\$ 54,969.70	\$ 68,712.13	\$ 89,325.77
Construction Project Coordinator	11G	\$ 54,969.70	\$ 68,712.13	\$ 89,325.77
Fire Engineer	11G	\$ 54,969.70	\$ 68,712.13	\$ 89,325.77
Grants Administrator	11G	\$ 54,969.70	\$ 68,712.13	\$ 89,325.77
HR Benefits Administrator	11G	\$ 54,969.70	\$ 68,712.13	\$ 89,325.77
Planner II	11G	\$ 54,969.70	\$ 68,712.13	\$ 89,325.77
Recreation Programs Manager	11G	\$ 54,969.70	\$ 68,712.13	\$ 89,325.77
W/W Plant Chief Operator	11G	\$ 54,969.70	\$ 68,712.13	\$ 89,325.77
Water Plant Chief Operator	11G	\$ 54,969.70	\$ 68,712.13	\$ 89,325.77
Chief Accountant	12G	\$ 60,466.67	\$ 75,583.34	\$ 98,258.34
Deputy Building Official	12G	\$ 60,466.67	\$ 75,583.34	\$ 98,258.34
Facilities Administrator	12G	\$ 60,466.67	\$ 75,583.34	\$ 98,258.34
Fleet Superintendent	12G	\$ 60,466.67	\$ 75,583.34	\$ 98,258.34
Information Technology Supervisor	12G	\$ 60,466.67	\$ 75,583.34	\$ 98,258.34
Operations & Maintenance Manager	12G	\$ 60,466.67	\$ 75,583.34	\$ 98,258.34
Solid Waste Operations Manager	12G	\$ 60,466.67	\$ 75,583.34	\$ 98,258.34
Systems Administrator	12G	\$ 60,466.67	\$ 75,583.34	\$ 98,258.34
Utility Billing Manager	12G	\$ 60,466.67	\$ 75,583.34	\$ 98,258.34
Purchasing Administrator	13G	\$ 66,513.34	\$ 83,141.68	\$ 108,084.18
Senior Planner	13G	\$ 66,513.34	\$ 83,141.68	\$ 108,084.18
Senior Project Coordinator & Plan Reviewer	13G	\$ 66,513.34	\$ 83,141.68	\$ 108,084.18
Utility Construction & Maintenance Manager	13G	\$ 66,513.34	\$ 83,141.68	\$ 108,084.18
Utility Design Manager	13G	\$ 66,513.34	\$ 83,141.68	\$ 108,084.18
Water Resources Operations Manager	13G	\$ 66,513.34	\$ 83,141.68	\$ 108,084.18
Building Official	14G	\$ 73,164.67	\$ 91,455.84	\$ 118,892.60
City Clerk	14G	\$ 73,164.67	\$ 91,455.84	\$ 118,892.60
Planning Manager	14G	\$ 73,164.67	\$ 91,455.84	\$ 118,892.60
Purchasing Manager	14G	\$ 73,164.67	\$ 91,455.84	\$ 118,892.60
Communications Director	14G	\$ 73,164.67	\$ 91,455.84	\$ 118,892.60
Human Resources Operation Manager	15G	\$ 80,481.14	\$ 100,601.43	\$ 130,781.86
City Engineer	16G	\$ 88,529.26	\$ 110,661.57	\$ 143,860.04
Mayor	17M	\$ 96,822.79	\$ 121,029.49	\$ 157,337.03
Community Development Director	17G	\$ 97,382.18	\$ 121,727.73	\$ 158,246.04
Finance Director	17G	\$ 97,382.18	\$ 121,727.73	\$ 158,246.04
Information Technology Director	17G	\$ 97,382.18	\$ 121,727.73	\$ 158,246.04
Parks & Recreation Director	17G	\$ 97,382.18	\$ 121,727.73	\$ 158,246.04
Public Services Director	17G	\$ 97,382.18	\$ 121,727.73	\$ 158,246.04
City Attorney	19G	\$ 117,832.44	\$ 147,290.55	\$ 191,477.71
City Administrator	20G	\$ 129,615.68	\$ 162,019.60	\$ 210,625.49

**CITY OF AOPKA  
PAY CLASSIFICATIONS**

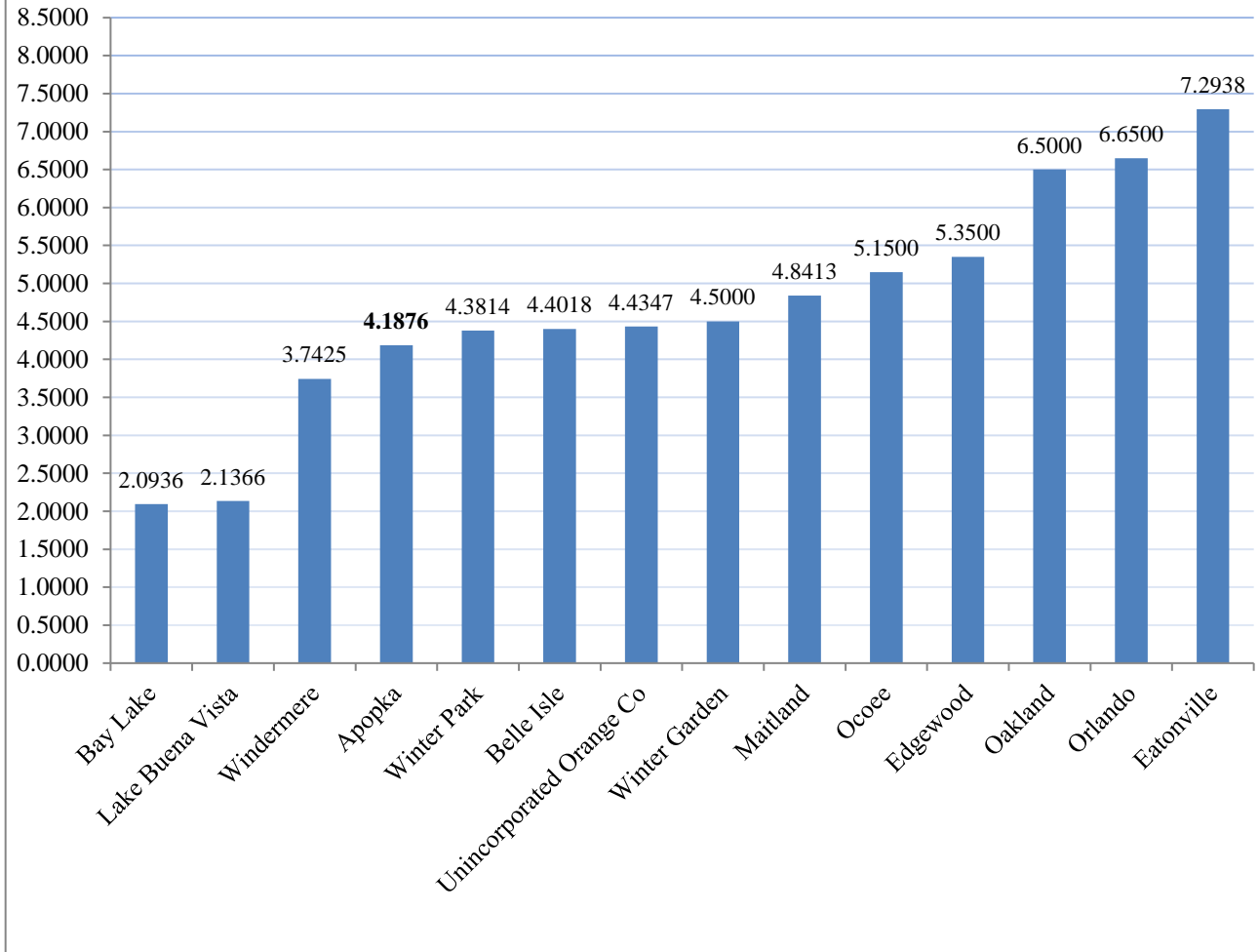
CLASSIFICATION TITLE - PUBLIC SAFETY	GRADE	MIN	MID	MAX
Police Officer	10PF	\$ 46,600.00	\$ 62,466.00	\$ 81,205.00
Firefighter	10PF	\$ 46,600.00	\$ 62,466.00	\$ 81,205.00
Lead Police Officer	11PF	\$ 54,970.00	\$ 68,712.00	\$ 89,326.00
Fire Engineer	11PF	\$ 54,970.00	\$ 68,712.00	\$ 89,326.00
Police Sergeant	12PF	\$ 60,467.00	\$ 75,583.00	\$ 98,258.00
Fire Lieutenant	12PF	\$ 60,467.00	\$ 75,583.00	\$ 98,258.00
Police Lieutenant	14PF	\$ 73,165.00	\$ 91,456.00	\$ 118,893.00
Fire Captain	14PF	\$ 73,165.00	\$ 91,456.00	\$ 118,893.00
Police Captain	15PF	\$ 80,481.00	\$ 100,601.00	\$ 130,782.00
Battalion Chief / DC	15PF	\$ 80,481.00	\$ 100,601.00	\$ 130,782.00
Police Major/Deputy Police Chief	16PF	\$ 88,529.00	\$ 110,662.00	\$ 143,860.00
Fire Division Chief	16PF	\$ 88,529.00	\$ 110,662.00	\$ 143,860.00
Police Chief	17PF	\$ 97,382.00	\$ 121,728.00	\$ 158,246.00
Fire Chief	17PF	\$ 97,382.00	\$ 121,728.00	\$ 158,246.00

**CITY OF AOPKA**  
**SUMMARY OF AUTHORIZED POSITION CHANGES**

Departments / Divisions	2020	2021	Additions	Transfers	Deletions	2022
<b><u>General Government</u></b>						
Mayor's Office	2	3				3
Legal and Risk Services	2	2				2
Administrative Services	3	2				2
Clerk's Office	2	2	1			3
Finance	8	9			(1)	8
Human Resources	3	3				3
Information Technology	7	7				7
<b><u>Fire Services</u></b>						
Chief's Office	8	8				8
Suppression	34	29		9		38
EMS	68	73		(9)		64
<b><u>Police Services</u></b>						
Chief's Office	4	5				5
Field Services	71	74				74
Support Services	51	47	1			48
Dispatch	27	27	2			29
<b><u>Community Development</u></b>						
Planning / Engineering Review	10	9				9
Building Safety	9	9	2			11
<b><u>Public Services</u></b>						
Administration	9	9		(1)		8
Water Plant	7	7				7
Wastewater Plant	16	14				14
Utility Construction	9	0				0
Water Maintenance	15	21				21
Utility Billing	7	7				7
Wastewater Maintenance	10	17				17
Restoration	4	2		(2)		0
Design Engineering	7	9				9
Utility Plant Maintenance	11	9				9
Sanitation	18	20	1			21
Facilities Maintenance	2	2	1	2		5
Fleet Management	13	13				13
Stormwater	0	0		2		2
Streets Maintenance	9	12		(2)		10
<b><u>Parks and Recreation</u></b>						
Cemetery	2	2				2
Grounds	9	5		(5)		0
Parks	7	8	3	6		17
Athletics and Events	8	7	2	6		15
Programs and Civic Events	5	6		(6)		0
Camp Wewa	0	0	3			3
<b><u>Total Full Time Positions</u></b>						
	<b>477</b>	<b>479</b>	<b>16</b>	<b>0</b>	<b>-1</b>	<b>494</b>
<hr/>						
	4	4			(4)	0
PT Firefighter - Temporary						
PT Communication Technician	0	1			(1)	0
PT Special Assessments Coordinator	0	1				1
PT Stand-by Maintenance Worker	11	5			(5)	0
PT Facility Attendants	9	14			(7)	7
PT Seasonal Recreation	15	30	19			49
PT Park Rangers	4	4				4
PT School Crossing Guards	13	13	1			14
PT Museum Attendant	0	1				1
PT Clerk Assistant	1	1			(1)	0

# CITY OF APOPKA SUPPLEMENTAL DATA

## Proposed Municipal Tax Rate Comparison Orange County



Survey conducted by the City of Apopka's Finance Department  
 Survey results provided by Orange County Property Appraisers Office